










End of Year Library Survey 2009











1. Sex :			Response Percent	Response Count
Male			32.1%	17
Female			67.9%	36
			<i>answered question</i>	53
			<i>skipped question</i>	0








2. Age Category:			Response Percent	Response Count
Child under 12 years			0.0%	0
Youth under 18 years			1.9%	1
Adult under 45 years			64.2%	34
Adult over 45 Years			30.2%	16
Senior over 60 years			3.8%	2
			<i>answered question</i>	53
			<i>skipped question</i>	0








3. Which branch in the Library Network do you prefer to visit?



		Response Percent	Response Count
Customs House		35.8%	19
Glebe		5.7%	3
Haymarket		11.3%	6
Kings Cross		17.0%	9
Newtown		18.9%	10
Pyrmont Link		0.0%	0
Surry Hills		18.9%	10
Town Hall Library Link		15.1%	8
Ultimo		13.2%	7
Waterloo		3.8%	2
		<i>answered question</i>	53
		<i>skipped question</i>	0

4. Why is that branch your top priority?						
	Location	Collection	Facilities	Staff	Programs	Response Count
Customs House	81.0% (17)	52.4% (11)	33.3% (7)	14.3% (3)	19.0% (4)	21
Glebe	100.0% (5)	0.0% (0)	0.0% (0)	0.0% (0)	0.0% (0)	5
Haymarket	85.7% (6)	42.9% (3)	28.6% (2)	14.3% (1)	14.3% (1)	7
Kings Cross	62.5% (5)	62.5% (5)	12.5% (1)	25.0% (2)	0.0% (0)	8
Newtown	90.0% (9)	30.0% (3)	10.0% (1)	20.0% (2)	10.0% (1)	10
Pymont Link	0.0% (0)	0.0% (0)	0.0% (0)	0.0% (0)	0.0% (0)	0
Surry Hills	61.5% (8)	15.4% (2)	46.2% (6)	23.1% (3)	23.1% (3)	13
Town Hall Link	100.0% (9)	22.2% (2)	0.0% (0)	0.0% (0)	0.0% (0)	9
Ultimo	85.7% (6)	42.9% (3)	28.6% (2)	28.6% (2)	0.0% (0)	7
Waterloo	100.0% (3)	66.7% (2)	0.0% (0)	0.0% (0)	0.0% (0)	3
	<i>answered question</i>					52
	<i>skipped question</i>					1

5. Where else do you get materials similar to those you borrow from the City library?			
		Response Percent	Response Count
Book/music shops		61.5%	32
Book swaps		9.6%	5
Video stores		23.1%	12
Friends		34.6%	18
Fairs/Fetes		17.3%	9
Markets		17.3%	9
On line		40.4%	21
Other libraries		42.3%	22
Second Hand stores		38.5%	20
Not applicable		1.9%	1
		<i>answered question</i>	52
		<i>skipped question</i>	1

6. How do you find the next item you want to borrow from the library?			
		Response Percent	Response Count
The library catalogue		69.2%	36
Staff recommendation		5.8%	3
Browsing the collection		69.2%	36
Reviews		28.8%	15
On line websites		11.5%	6
Word of mouth		19.2%	10
Other		13.5%	7
		Other (please specify)	8
		answered question	52
		skipped question	1






7. There are several ways you can get items that are not at your branch. Have you accessed items not held at your branch using?			
		Response Percent	Response Count
Branch transfer by telephone from home?		10.4%	5
Branch transfers by e-mail from home?		25.0%	12
Branch transfer by request at your branch?		45.8%	22
Reservation?		39.6%	19
Inter Library Loans (from Libraries outside City of Sydney Network)?		18.8%	9
A suggestion card to purchase an item?		12.5%	6
Not aware		14.6%	7
		<i>answered question</i>	48
		<i>skipped question</i>	5

8. Would you like to know what items have been enjoyed by Library staff?			
		Response Percent	Response Count
Yes		65.4%	34
No		34.6%	18
		<i>answered question</i>	52
		<i>skipped question</i>	1

9. If you answered Yes, how would you like to receive this information?			
		Response Percent	Response Count
On the Library Web Page		40.0%	14
In the Library Newsletter		22.9%	8
Through Twitter		11.4%	4
Library Blog		8.6%	3
Library shelf display		68.6%	24
Other		11.4%	4
		Other (please specify)	4
		answered question	35
		skipped question	18

10. If an item of interest to you from a review, recommendation or bookshop etc is not readily available for loan, are you more likely to:			
		Response Percent	Response Count
Suggest the library buy it if not held?		22.6%	12
Place a reservation on the item?		39.6%	21
Wait until it becomes available?		35.8%	19
Try another Library?		37.7%	20
Buy it yourself?		28.3%	15
Other		3.8%	2
		Other (please specify)	4
		answered question	53
		skipped question	0

11. What part of the library collection do you use and enjoy the most?

		Response Percent	Response Count
Non-fiction books		43.4%	23
Fiction books		66.0%	35
Music and DVDs		34.0%	18
Children's collection		7.5%	4
Other language collections		3.8%	2
		Why? (please specify)	15
		<i>answered question</i>	53
		<i>skipped question</i>	0