


Be careful of dogs - ask first?

KIDS  
AND DOGS  
- SAFETY



## 1 Before you meet, ask if the dog is sweet

Most dogs are friendly but some are not.

- ✓ Always check with the owner before introducing yourself to their dog. NEVER approach a dog that is on its own.



- 1** Before you meet, ask if the dog is sweet



- 2** Help the dog to understand, let him sniff your hand



- 3** Pat my chin or chest, that feels best



- 4** Never tease and annoy, a dog is not a toy



- 5** If I'm snacking a bone then leave me alone

z z z z



- 6** If I'm having a nap, keep out of my patch



- 7** When I'm feeling green, stay out of my scene



- 8** Owner, home, car or ball - look out kids I own them all




- 9** Don't run and shout - it might freak me out!



- 10** Don't run up to a mum dog and pups

# Introduce yourself first

KIDS  
AND DOGS  
-SAFETY



## 2 Help the dog to understand, let him sniff your hand

Dogs use their sense of smell when meeting strangers, hold out your fist to the dogs nose, with your fingers and thumb tucked away and your palm facing down. This is how you introduce yourself to a dog.



- 1** Before you meet, ask if the dog is sweet



- 2** Help the dog to understand, let him sniff your hand



- 3** Pat my chin or chest, that feels best



- 4** Never tease and annoy, a dog's not a toy



- 5** If I'm snacking a bone then leave me alone

z z z z



- 6** If I'm having a nap, keep out of my patch



- 7** When I'm feeling green, stay out of my scene



- 8** Owner, home, car or ball – look out kids I own them all




- 9** Don't run and shout – it might freak me out!



- 10** Don't run up to a mum dog and pups alone

*Don't pat my head*

KIDS  
AND DOGS  
-SAFETY



### 3 Pat my chin or chest, that feels best

After you've introduced yourself to a dog and have permission to pat him from his owner, give him a gentle rub under his chin and on his chest. Don't pat the top of his head because it can make him feel frightened.



**1** Before you meet, ask if the dog is sweet



**2** Help the dog to understand, let him sniff your hand



**3** Pat my chin or chest, that feels best



**4** Never tease and annoy, a dog's not a toy



**5** If I'm snacking a bone then leave me alone

z z z z



**6** If I'm having a nap, keep out of my patch



**7** When I'm feeling green, stay out of my scene




**8** Owner, home, car or ball – look out kids I own them all



**9** Don't run and shout – it might freak me out!



**10** Don't run up to a mum dog and pups alone



## 4 Never tease and annoy, a dog is not a toy

Just like you, being teased is not something dogs like, it really upsets them and makes them feel scared. Dogs can't speak to you to ask you to stop teasing them, but they can show that they're angry with you by barking, growling, snapping or biting.

- × Never tease a dog and always treat all animals with respect.



- 1** Before you meet, ask if the dog is sweet



- 2** Help the dog to understand, let him sniff your hand



- 3** Pat my chin or chest, that feels best



- 4** Never tease and annoy, a dog is not a toy



- 5** If I'm snacking a bone then leave me alone



- 6** If I'm having a nap, keep out of my patch



- 7** When I'm feeling green, stay out of my scene




- 8** Owner, home, car or ball – look out kids I own them all



- 9** Don't run and shout – it might freak me out!



- 10** Don't run up to a mum dog and pups



## 5 If I'm snacking on bones leave me alone

Dogs like to eat food in peace. If you go near a dog that's eating, he might think you want to take his food away. He might bark, growl, snap or bite to protect his food.



- 1** Before you meet, ask if the dog is sweet



- 2** Help the dog to understand, let him sniff your hand



- 3** Pat my chin or chest, that feels best



- 4** Never tease and annoy, a dog is not a toy



- 5** If I'm snacking a bone then leave me alone

z z z z



- 6** If I'm having a nap, keep out of my patch



- 7** When I'm feeling green, stay out of my scene




- 8** Owner, home, car or ball – look out kids I own them all



- 9** Don't run and shout – it might freak me out!



- 10** Don't run up to a mum dog and pups




### 6 If I'm having a nap, keep out of my patch

Dogs love snoozing and having time to do their own thing.

- ✗ Don't wake a dog up suddenly and always be gentle otherwise he might get a fright and bark, growl, snap or bite!

<p><b>1</b> Before you meet, ask if the dog is sweet</p>	<p><b>2</b> Help the dog to understand, let him sniff your hand</p>	<p><b>3</b> Pat my chin or chest, that feels best</p>	<p><b>4</b> Never tease and annoy, a dog is not a toy</p>	<p><b>5</b> If I'm snacking a bone then leave me alone</p>
<p><b>6</b> If I'm having a nap, keep out of my patch</p>	<p><b>7</b> When I'm feeling green, stay out of my scene</p>	<p><b>8</b> Owner, home, car or ball – look out kids I own them all</p>	<p><b>9</b> Don't run and shout – it might freak me out!</p>	<p><b>10</b> Don't run up to a mum dog and pups</p>



## 7 When I'm feeling green, stay out of my scene

When a dog is sick or hurt he may not be his usual happy self – he's busy using all his energy to get better.

- ✓ Give him lots of time and space to sleep, rest and get well. Help Mum or Dad to look after him and he'll be back to his old self in no time.



- 1** Before you meet, ask if the dog is sweet



- 2** Help the dog to understand, let him sniff your hand



- 3** Pat my chin or chest, that feels best



- 4** Never tease and annoy, a dog is not a toy



- 5** If I'm snacking a bone then leave me alone



- 6** If I'm having a nap, keep out of my patch



- 7** When I'm feeling green, stay out of my scene




- 8** Owner, home, car or ball – look out kids I own them all



- 9** Don't run and shout – it might freak me out!



- 10** Don't run up to a mum dog and pups



## 8 Owner, home, car or ball – look out kids I own them all

Territory is very important to dogs, they will guard what they think belongs to them and may bite to stop you from taking their things.

- ✗ Never approach a yard or car with a dog inside.
- ✗ Never pick up a dog's toy or treat without asking an adult first. This is why it's also important to check a dog is safe to pat – sometimes dogs feel like you might hurt their owners and may try to protect them by snapping at you or biting you.



- 1** Before you meet, ask if the dog is sweet



- 2** Help the dog to understand, let him sniff your hand




- 3** Pat my chin or chest, that feels best



- 4** Never tease and annoy, a dog is not a toy



- 5** If I'm snacking a bone then leave me alone



- 6** If I'm having a nap, keep out of my patch



- 7** When I'm feeling green, stay out of my scene



- 8** Owner, home, car or ball – look out kids I own them all




- 9** Don't run and shout – it might freak me out!



- 10** Don't run up to a mum dog and pups





## 9 Don't run and shout – it might freak me out!

Dogs might chase you if you run and shout. Sometimes they might just want to join in your game but other times loud noises and running may scare them.

- ✓ Stay quiet and calm around dogs.
- ✓ If you see a frightened or angry dog outside and you feel scared, the best thing to do is pretend you're a tree, put your arms straight by your side, don't make eye contact with the dog and don't make a sound. Dogs think trees are boring and will move away from you to look for something more interesting.



- 1** Before you meet, ask if the dog is sweet



- 2** Help the dog to understand, let him sniff your hand



- 3** Pat my chin or chest, that feels best



- 4** Never tease and annoy, a dog is not a toy



- 5** If I'm snacking a bone then leave me alone

z z z z



- 6** If I'm having a nap, keep out of my patch



- 7** When I'm feeling green, stay out of my scene



- 8** Owner, home, car or ball – look out kids I own them all




- 9** Don't run and shout – it might freak me out!



- 10** Don't run up to a mum dog and pups

Keep calm

KIDS  
AND DOGS  
-SAFETY



## 10 Don't run up to a mum dog and pups

A mum dog will guard and watch over her puppies to make sure they're safe. She may think you're scary or that you're going to take her babies away, so never approach them on your own.

✓ Always ask the owner or an adult if you can take a closer look and always move slowly, be quiet as a mouse and very gentle.



**1** Before you meet, ask if the dog is sweet



**2** Help the dog to understand, let him sniff your hand



**3** Pat my chin or chest, that feels best



**4** Never tease and annoy, a dog's not a toy



**5** If I'm snacking a bone then leave me alone

z z z z



**6** If I'm having a nap, keep out of my patch



**7** When I'm feeling green, stay out of my scene



**8** Owner, home, car or ball – look out kids I own them all



**9** Don't run and shout – it might freak me out!



**10** Don't run up to a mum dog and pups alone