

# 2021/22 Operational Plan



# Contents

<b>1. Introduction</b>	<b>3</b>
Sustainable Sydney 2030	4
Climate Emergency Response	4
Local Strategic Planning Statement	4
Resilient Sydney	5
Covid-19 Pandemic Response	6
<b>2. About Sydney</b>	<b>9</b>
<b>3. Aboriginal and Torres Strait Islander Acknowledgement</b>	<b>11</b>
<b>4. About the City</b>	<b>12</b>
Legislative requirements	12
The integrated planning and reporting framework	12
Making it Happen	15
Corporate Services and Governance	16
Safety in the City of Sydney	20
<b>5. Strategic Directions &amp; Principal Activities</b>	<b>22</b>
Strategic Directions and Sustainable Sydney 2030	22
Strategic Direction 1 – A globally competitive and innovative city	25
Strategic Direction 2 – A leading environmental performer	28
Strategic Direction 3 – Integrated transport for a connected city	36
Strategic Direction 4 – A city for walking and cycling	39
Strategic Direction 5 – A lively and engaging city centre	41
Strategic Direction 6 – Resilient and inclusive local communities	43
Strategic Direction 7 – A cultural and creative city	48
Strategic Direction 8 – Housing for a diverse community	50
Strategic Direction 9 – Sustainable development, renewal and design	53
Strategic Direction 10 – Implementation through effective governance and partnerships	56
<b>6. Annual Budget &amp; Financial Statements</b>	<b>61</b>
Grants and Support Program	77
Rating and Revenue Policy Statement	78
Aggregation of land parcels (lots) for the purposes of ordinary rates	80
Debt Recovery and Financial Hardship	81
Stormwater Management Services Charge	82
Domestic Waste Management Annual Availability Charge (DWMAAC)	83
<b>7. Fees &amp; Charges</b>	<b>86</b>
Revenue Policy	86

# 1. Introduction

The City's revenue and financial position have been impacted by the Covid-19 pandemic. We're working to restore our financial position back in line with our long-term financial plan and to meet our commitments to provide services and support to the community and businesses in our local government area.

Despite the impacts of the pandemic, the City's strong financial management over the past years has provided a platform to respond to the current crisis.

During 2020 services and levels of service were adapted to deal with the impacts of the pandemic. Some planned deliverables and actions may continue be impacted or need to be reprioritised based on the ongoing economic effects of the pandemic and associated public health orders and health initiatives such as vaccination.

The City will continue to adjust to this crisis to ensure the health and wellbeing of the community is our primary focus.

Our approach to community engagement (consultation) during the Covid-19 pandemic has been adapted to ensure we meet our commitment to consult community members and stakeholders on decisions that affect them, taking into account the challenges faced by our communities during the pandemic.

We will continue to engage with the community using the principles outlined in our Community Engagement Strategy to ensure that changing and emerging priorities are identified. Decisions will continue to be based on the principles in our plan, community engagement outcomes, and in alignment with the NSW and Federal Government's recovery efforts and directives.

## **Achieving a Green, Global, Connected City**

Our Delivery Program identifies the actions to deliver the long-term goals and outcomes specified under each Strategic Direction in the Sustainable Sydney 2030 plan. From the Delivery Program the Operational Plan is derived annually.

The Operational Plan includes the detailed budget and revenue policy as well as the financial plan for the delivery of the programs and projects.

**Our Operational Plan details the individual programs and projects we will undertake in 2021/22 to meet the objectives in our Delivery Program and the community strategic plan.**

This Operational Plan has been prepared using the best and most current information available at the time of production, but it may be subject to change due to the ongoing dynamic health and economic crisis created by the impacts of Covid-19.

In 2020 the NSW State Government postponed the local government elections until September 2021, in response to the Covid-19 pandemic. To align with the extended election cycle, the City of Sydney's 2017-2021 Delivery Program was extended by an additional year. As a result, this is the fifth operational plan linked to the 2017-2021 Delivery Program.

---

## Sustainable Sydney 2030

During 2007/08 the City undertook the most comprehensive community consultation in its history. We spoke to residents, workers, students, business operators, industry associations, community organisations and visitors about their vision, goals and aspiration for the future of the city.

The result was Sustainable Sydney 2030 – a comprehensive community strategic plan for the development of the city to 2030 and beyond. The plan sets out a series of actions to achieve a green, global and connected city.

Progress towards our Sustainable Sydney 2030 strategic goals is monitored through regular reporting to Council. We conduct half yearly, annual and end of each council term performance reporting, and quarterly and annual financial reporting.

### A new community strategic plan to 2050

After more than 10 years of implementing Sustainable Sydney 2030 we are reviewing our progress and targets. At the same time, we are preparing for our 2050 vision, consulting with people who live, work, study, do business and seek entertainment in our local area. This extensive community consultation will inform our new community strategic plan for Sydney through to 2050.

Like our first plan, Sustainable Sydney 2050 will be a long-term strategy, with measurable targets for a more sustainable, prosperous and liveable city.

---

## Climate Emergency Response

The City of Sydney is taking bold steps to reduce our environmental footprint and promote fair and inclusive energy production, resource consumption, water use and climate adaptation.

We set science-based targets to reduce our own operational carbon emissions, and to support and empower our communities to reduce their carbon impacts, water use and waste.

---

## Local Strategic Planning Statement

Our Local Strategic Planning Statement sets out a 20-year land use vision, balancing the need for housing and economic activities with protecting and enhancing local character, heritage, public places and spaces. It links state and local strategic plans with our planning controls to guide development and includes measures to protect and enhance the natural environment. This is achieved by maximising the efficient use and reuse of water, energy and waste in new buildings and precincts, and improving the resilience of our natural and built environment to protect people from natural and urban hazards.



Figure 1. A cyclist in Taylor Square

## Resilient Sydney

Greater Sydney is one of the most diverse cities in the world with a population of more than five million people from 200 vibrant cultures. Our global city is known for the beauty of its natural environment and outdoor lifestyle, but it is struggling to maintain liveability and equity during a time of growth and change.

Prior to the Covid-19 pandemic Sydneysiders were already experiencing a range of chronic stresses such as lack of affordable housing and transport congestion, and the need to be prepared for shock events such as heatwaves, storms and cyber-attacks. The coronavirus has added substantially to these chronic stresses.

To become connected, inclusive and resilient is a challenge every organisation and community in metropolitan Sydney must address to create a place of opportunity and well-being for everyone.

Resilient Sydney – A strategy for city resilience 2018, is the first of its kind for our city, marking a new spirit of collaboration and connection in Sydney.

The strategy is the result of two years of effort including technical studies and a comprehensive engagement process with more than 1,000 people from business, government and communities (residents) across metropolitan Sydney. Every council in the metropolitan area has been engaged.

These inputs are reflected in the strategy and we sincerely thank every individual and organisation who took part in this process.



Figure 2. Living Colour display in Hyde Park with people sitting on benches



Figure 3. The Harbour Bridge and Opera House on 24 April 2020 during the Covid-19 pandemic

---

## Covid-19 Pandemic Response

The Covid-19 pandemic has had a significant and devastating impact on our communities and our economy. The City of Sydney responded swiftly when the pandemic first hit, closing community centres, libraries, pools and playgrounds, increasing cleansing and waste regimes and establishing new grants programs to help support our creative community sector and small businesses.

As a health crisis, the response has been generally well managed in NSW and Australia. However, although workers and visitors are returning to the city, the CBD is quieter than before and this continues to significantly impact businesses.

The City's actions throughout 2020 and ongoing are intended to complement the stimulus and support measures of the State and Federal Governments and to leverage the resources of Council to ensure the safety and survival of our business, cultural and community sectors.

Stimulus and support packages implemented by the Federal and State Governments during 2020 provided urgently required access to income support through the bolstered Jobseeker allowance and other benefits.

Some of these support measures are being wound back as the economy enters the recovery phase.

In 2020 the City implemented a support and stimulus package to support businesses, our cultural and creative industries and our community.

The measures were implemented in two phases with an estimated value of \$72.5 million. They were designed to enable organisations and businesses to adapt to a rapidly evolving context, to support their resilience so they are well positioned to bounce back, and to use our own resources to generate employment and provide relief to those most affected.

2020 Support Measures - Phase One

The City of Sydney's initial package put forward on 9 March 2020 and endorsed by Council on 30 March 2020 was valued at up to \$25 million. It included the following measures which were to be in place for an initial period of six months:

- a. waiving fees for Health and Building compliance activities;
- b. reviewing rents in conjunction with tenants in City premises for those tenants that require support on a case-by-case basis;
- c. waiving standard contractual terms and return venue booking and banner fees to people and organisations who have booked City of Sydney venues and banners and are now unable to proceed with their bookings;
- d. waiving footway dining, market permit and filming fees on the grounds of hardship; and
- e. a flexible approach to parking and other infringements.

The City also worked with our major business partners and contractors to support them as much as possible to maintain business continuity in the long term.

The City implemented policy changes in addition to the financial support including:

- working with businesses to facilitate the expansion of their outdoor dining areas to enable social distancing and enable them to increase or introduce take away food options;
- only taking enforcement action for matters that present an imminent public, environmental, health or safety risk; and
- enabling supermarkets and other stores to operate their loading docks 24 hours a day so that essential goods can be delivered.

2020 Support Measures - Phase Two

Phase Two of the City's support measures significantly expanded the initial measures with a second package of financial support valued at up to \$47.5 million. Phase Two was endorsed at an extraordinary council on 30 March 2020 and includes the following actions:

- a. establish a cultural sector resilience grants program to provide support to the not-for-profit organisations and sole traders working in the cultural sector;
- b. direct donations to locally operated sector led funds, Support Act NSW, Artists Benevolent Fund and Actors Benevolent Fund, to provide emergency relief and mental health support to local cultural workers in crisis;
- c. establish a creative fellowships grants program to support artists;
- d. establish a small business grants program to assist businesses with innovation and adaptation;
- e. establish a small business, creative and community concierge service to assist small businesses, not-for-profits and charity groups to access support available to them via the city, state or federal governments;
- f. establish a community hotline that handles inquiries and provides concierge services to residents and community groups seeking information and support;
- g. bring forward future years capital works projects;
- h. provide additional rental support for our Accommodation Grant Program tenants and childcare services by waiving all rent for the next six months;
- i. amend the draft Central Sydney Development Contributions Plan 2020 to adopt a sliding scale for developer contributions;
- j. increase the Quick Response Grants and the Community Support Grants programs; and
- k. make a direct donation to Oz Harvest to maintain staffing levels and adapt their service model to meet food security needs of vulnerable communities.

In addition to the above, grant recipients were permitted to vary their deliverables under existing grants six months to enable recipients to retain those funds to support the continuing viability of the City's cultural and creative community. Grants may have been allocated over multiple financial years.

Additionally, Council approved a \$35 million budget variation to increase the CEO contingency to allow allocation of this funding to the appropriate operational budget within the adopted 2019/20 operational budget, in order to achieve a revised Operational Result of \$77.9 million, and a Net Operating Result of \$1.5 million.

The City also worked with our major contractors to provide a range of support and assistance measures.

### Community Recovery Plan

In June 2020 we expanded on our initial Covid-19 response and developed a Community Recovery Plan to give direction to how we'll work in partnership with our communities, businesses, the NSW Government and other local governments. The plan supports economic and social recovery in the local area.

Key goals of the City's Covid-19 Community Recovery Plan include working together with the NSW Government where actions must be coordinated, supporting businesses and organisations to adapt, rebuilding the visitor economy, prioritising the role of the cultural sector and safely managing public spaces to support community life and businesses.

Both the NSW Government and the City have recognised the need for a collaborative effort to encourage people back into the city in a safe way. This opportunity was identified and supported at the NSW Government Summer Summit in mid-September 2020 where the 24-Hour AI Fresco City program was proposed.

On 2 October 2020, the City and NSW Government announced a \$20 million joint funding partnership to boost the city centre economy, support businesses and creatives and invite the public safely back into the city, particularly during the summer months.

The NSW Government committed up to \$15 million and the City provided a further \$5 million towards AI Fresco City initiatives. \$4.3M of this funding program is being delivered through grants administered by the City.

This partnership and funding commitment align with the objectives of our Community Recovery Plan. The AI Fresco City program is in line with these community recovery plan objectives.

### AI Fresco City

It is vital that the City promote a safe, inclusive and welcoming city to enable a swift road to recovery for the benefit of the community. The most severely impacted sectors of the economy are those with a high concentration in the CBD including hospitality, tourism, retail and creative industries, all of which require an activated and enlivened city to aid recovery.

The AI Fresco City program includes the following initiatives:

- a. transforming the city into an outdoor summer cultural experience;
- b. creating a summer of outdoor dining;
- c. funding projects that enliven public spaces, venues, laneways with music, performance and public art;
- d. keeping Sydney's cultural institutions open into the evenings, and
- e. working with Destination NSW to promote this activity to Sydney and interstate visitors.



Figure 4. AI Fresco dining Stanley Street Darlinghurst



## 2. About Sydney

**The City of Sydney** is the local authority with responsibility for this area (refer map) with multiple other interested stakeholders sharing an interest at various levels. The State Government has an explicit strategic interest. State Agencies also have key planning and development responsibilities.

**The City of Sydney** (or the City) refers to the organisation, responsible for the administration of the local government area.

**The Council** refers to the elected Councillors of the City of Sydney.

**The city** refers to the geographical area that is administered by the City of Sydney and its physical elements. It is made up of 33 suburbs wholly or partly contained within our Local Government Area boundary.

**The City centre** is the Sydney central business district and includes major civic functions, government offices, and cultural and entertainment assets. It runs between Circular Quay and Central station, the Domain / Hyde Park and Darling Harbour.

**Eastern City District** as defined by the Greater Sydney Commission, is “the engine room of Greater Sydney’s economy”. The City of Sydney is within the Eastern City District, which also includes the local government areas of Bayside; Burwood; Canada Bay; Inner West; Randwick; Strathfield; Waverly, and Woollahra.

**Greater Sydney**, or Metropolitan Sydney, extends from Wyong and Gosford in the north to the Royal National Park in the south and follows the coastline in between. Towards the west, the region includes the Blue Mountains, Wollondilly and Hawkesbury. Greater Sydney covers 12,368 square kilometres.

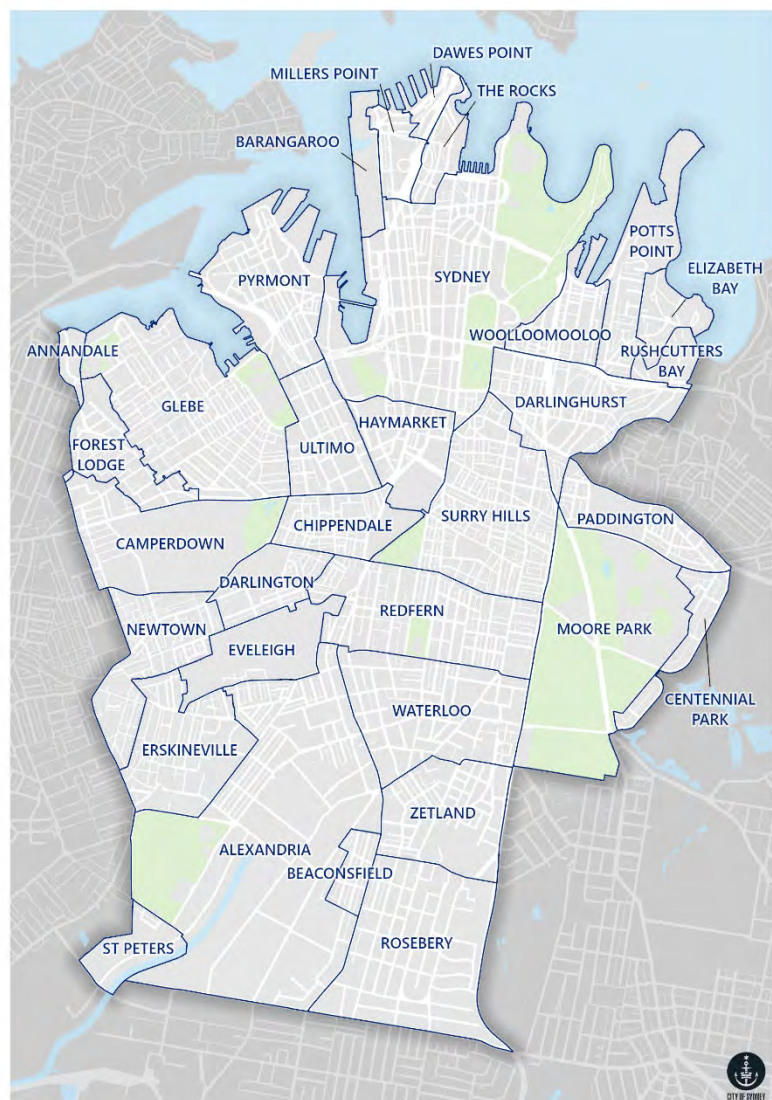



Figure 5. Sydney Local Government Area

A traditional wooden structure, possibly a ceremonial or functional object, constructed from dark, charred logs and sticks. The logs are stacked and bound together with thick, light-colored rope. The structure is set outdoors in a grassy area with green foliage in the foreground and a modern building in the background under a clear blue sky.

**The City of Sydney  
acknowledges the  
Gadigal of the Eora  
Nation as the  
traditional custodians  
of our local area.**

# 3. Aboriginal and Torres Strait Islander Acknowledgement

The Council of the City of Sydney acknowledges Aboriginal and Torres Strait Islander peoples as the traditional custodians of the land we now know as Australia. The City acknowledges the Gadigal of the Eora Nation as the traditional custodians of our local area.

In 1788, the British established a convict outpost on the shores of Sydney Harbour. This had far reaching and devastating impacts on the Eora Nation, including the occupation and appropriation of their traditional lands.

Today, Sydney is of prime importance as the first place in which longstanding ways of life were disrupted by invasion, as well as an ongoing centre for Aboriginal and Torres Strait Islander communities, cultures, traditions and histories.

Despite the destructive impact of this invasion, Aboriginal culture endured and are now globally recognised as one of the world's oldest living cultures. Aboriginal peoples have shown, and continue to show, enormous resilience coupled with generosity of spirit towards other peoples with whom they now share their land.

The Council of the City of Sydney recognises that, by acknowledging our shared past, we are laying the groundwork for a future which embraces all Australians, a future based on mutual respect and shared responsibility for our land. The ongoing custodianship of the Gadigal of the Eora Nation is an essential part of this future, as is Sydney's continuing place as centre of Aboriginal and Torres Strait Islander cultures and communities.

There are many sites across our local government area with historical and cultural significance for Aboriginal and Torres Strait Islander communities. The City has documented many of these in Barani /

Barrabagu (Yesterday / Tomorrow) as its first expression of the Eora Journey project.

The City works with, and has achieved much with, Aboriginal and Torres Strait Islander people and the City's Aboriginal and Torres Strait Islander Advisory Panel, consistent with the Principles of Cooperation signed between the City of Sydney and the Metropolitan Aboriginal Land Council in 2006.

The City is deeply committed to Reconciliation in partnership with its Aboriginal and Torres Strait Islander peoples and in 2015 adopted our inaugural Innovate Reconciliation Action Plan. In 2016, the Eora Journey Economic Development Plan was adopted. The City's three-year Stretch Reconciliation Action Plan (RAP) was adopted in November 2020.

These actions and others will help to ensure their political, economic, social and cultural rights are embedded in subsequent economic, social, environmental and cultural change.

Sustainable Sydney 2030 recognises Sydney's Aboriginal heritage and contemporary Aboriginal and Torres Strait Islander cultures. Aboriginal and Torres Strait Islander communities in the City were extensively consulted for Sustainable Sydney 2030 and this consultation continues today. The City of Sydney is committed to acknowledging, sharing and celebrating a living culture in the heart of our city.

# 4. About the City

## Legislative requirements

The City of Sydney is a local government organisation governed by the requirements of the Local Government Act (1993) and Regulations, the City of Sydney Act (1988) and other relevant legislative provisions.

The Local Government Act includes principles for local government, which identify the matters councils need to consider when carrying out their responsibilities. Integrated planning and reporting is included as one of the principles.

The suite of Integrated Planning documents, including this Operational Plan, is the City's response to the Integrated Planning and Reporting Framework introduced by the NSW Government in 2009.

## The integrated planning and reporting framework

The diagram below illustrates our Integrated Planning and Reporting Framework suite of documents and how they are interrelated. It is adapted from the NSW Office of Local Government Guidelines, available from [olg.nsw.gov.au](http://olg.nsw.gov.au)

The suite of Integrated Planning documents represents the City of Sydney's response to the statutory framework for planning and reporting.

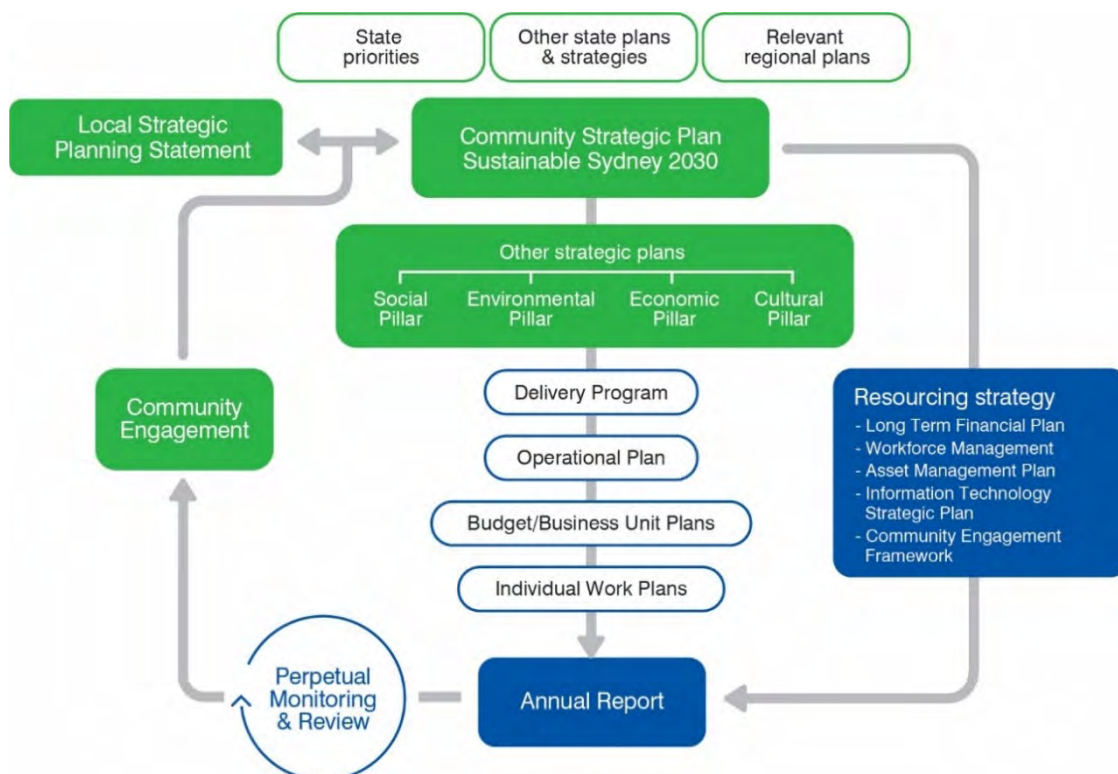


Figure 6. Integrated planning and reporting framework diagram, adapted from Office of Local Government

## How the documents relate

The City's key plans are prepared and updated periodically and are subject to a review following the election of each new Council.

Sustainable Sydney 2030 is the City's Community Strategic Plan and is the highest level plan that the City will prepare. The purpose of the plan is to identify the community's main priorities and aspirations for the future and to identify how to achieve these goals.

The Delivery Program 2017–2021 is the City's four year program that translates the community's aspirations identified in Sustainable Sydney 2030 into actions. The delivery program identifies priority projects and programs with key performance indicators and targets that contribute to the outcomes under each strategic direction in Sustainable Sydney 2030.

Our Operational Plan (this document) is prepared and adopted by end of June each year. It sets out the specific projects, programs and activities to be delivered in that year. It also incorporates the City's revenue policy for rates and annual charges, the fees and charges schedule, and other relevant budgetary information.

In response to Covid-19 and to align with local government elections postponed until 2021, the four year delivery program was extended by an additional year. As a result this will be the fifth operational plan linked to the 2017-2021 Delivery Program.



Figure 7. City of Sydney worker at Alexandra Canal Depot

## Resourcing the Plan

To support the community's objectives expressed in Sustainable Sydney 2030, a long-term Resourcing Strategy is required as part of the Integrated Planning and Reporting Framework. This serves to both inform and test the aspirations in the strategic plan and how Council's share of the required actions might be achieved.

The Resourcing Strategy spans a period of 10 years and includes five components:

1. **Long Term Financial Plan (LTFP).**  
The LTFP provides a 10-year view of the costs, and what can be funded by the City of Sydney or may be required from other sources. It details costs for principal activities by the City of Sydney under Sustainable Sydney 2030. This includes continuing to provide services at levels necessary to meet the objectives of the community strategic plan.
2. **People (Workforce) Strategy**  
The City of Sydney's workforce capacity to meet the objectives of Sustainable Sydney 2030 and the broad challenges and responses to developing our future workforce are outlined in our People Strategy.
3. **Asset Management Plan**  
Asset management is a critical area of local government responsibilities, governed by legislated standards. The status, needs and resourcing plan for each key asset area in the City's care are shown through the Asset Management Plan.
4. **Information and Communication Technology Strategic Plan**  
This plan provides a medium-term roadmap to improve the quality and use of digital services, unlock the inherent value of information and data, and optimise investment in technology to meet our Sustainable Sydney 2030 outcomes and other key business strategies.
5. **Community Engagement Strategy**  
The strategy sets out a framework for how the City consults with our diverse communities on important projects and issues shaping the future of our city.

### Monitoring Progress

Monitoring Sustainable Sydney 2030 requires a multi-layered process. This plan is monitored against broad sustainability indicators for the community and city as a whole.

The Delivery Program and Operational Plan are monitored through half-yearly, annual and end of each council term performance reports, and through quarterly and annual financial reports to Council. These reports provide details of our operational performance and our progress towards strategic outcomes identified in the Sustainable Sydney 2030 plan.

As the current council term has been extended from a four to a five year period, the next end of term performance report will be published in 2021, rather than August 2020 as previously planned.

### Community Indicators

The City has also undertaken a major project to establish a comprehensive set of community wellbeing indicators that measure progress across social, cultural, environmental, economic

and democratic perspectives. The Community Indicators add an additional dimension to monitoring and reporting on Sustainable Sydney 2030 and to the evidence base for integrated planning and reporting.

### Organisational Structure

There are services that all councils must provide, and some that councils can choose to make available. Many services are also provided by different state and federal agencies, such as public transport, hospitals, and education. There are new policy approaches that influence or direct the City's responses, and legislation that affects the provision of current services. The City's roles extend beyond the delivery of services to advocating for an equitable allocation of resources from the State and Federal Governments.

The following chart shows the City's organisational structure and senior executive. The directors lead the provision of key services and delivery of programs and projects to achieve the community's vision.

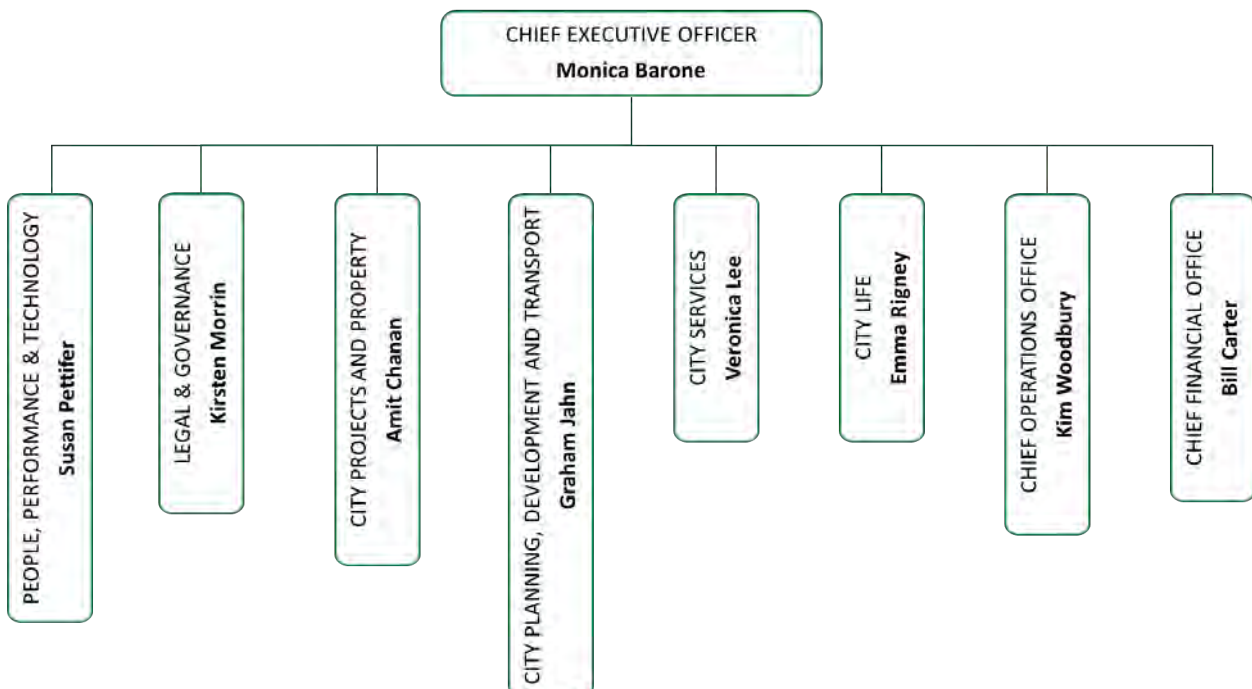


Figure 8. City of Sydney organisational chart

## Making it Happen

The Local Government Act provides a set of principles that councils need to consider when carrying out their responsibilities. Councils also have a range of roles – as a leader, service provider, regulator, advocate, facilitator and educator. Councils have a responsibility to formulate and pursue their community’s vision and ideas, provide civic leadership, deliver key services and express local ideas and concerns about important issues to other levels of government.

There are services that all councils must provide, and some which councils can choose to make available. Many services are also provided by different state and federal agencies, such as public transport, hospitals and education.

There are new policy approaches that influence or direct the City’s responses, and legislation that affects the provision of current services. The City’s roles extend beyond the delivery of services to advocating for an equitable allocation of resources from the State and Federal Governments.

In following the directions of Sustainable Sydney 2030 and striving to achieve its objectives, there are limits to what Council alone can control or even influence. As indicated by the diagram below, however, the City of Sydney, like Sustainable Sydney 2030 itself, is concerned with the full range of issues that affect the wellbeing of the city and its communities.

**The City of Sydney is concerned with the full range of issues that affect the wellbeing of the city and its communities.**



Figure 9. Concern, influence and control diagram outlining the City's level of involvement in a range of activities

## Corporate Services and Governance

The City of Sydney is governed by the requirements of the Local Government Act (1993) and Regulations, the City of Sydney Act (1988) and other relevant legislative provisions.

Council policy, strategic directions and major corporate decisions are determined by the elected Council, chaired by the Lord Mayor. Day to day operations are largely delegated to the Chief Executive Officer or managed in conjunction with the Lord Mayor, as provided for in Council resolutions and delegations, and in accordance with relevant legislation. Corporate performance is monitored through quarterly financial reports, and six-monthly operational and end of council term performance reports to Council and the community.

### Governance Framework

The governance framework of the organisation is implemented, monitored and reviewed by the senior management team. Good governance is at the heart of how the City of Sydney operates. Governance refers to the culture, processes, systems, policies and practices that we use to guide our operations.

Good governance is vitally important - it creates confidence in Council because it ensures that we deliver what we say we will deliver and that we act in an ethically robust way.



Figure 10. Diagram outlining elements of governance at the City





Figure 11. A skater using the skate park in Sydney Park which opened in 2020

### **Code of Conduct**

The City of Sydney adopted a new Code of Conduct in May 2019. It is based upon the new Model Code of Conduct for Local Councils in NSW issued by the Office of Local Government. Staff have undertaken mandatory training on the key changes to the Code of Conduct. Staff are also required to undertake compulsory annual refresher Code of Conduct training.

### **Fraud and Corruption Prevention**

The City of Sydney has a Fraud and Corruption Control Plan which underpins the City's commitment to fraud and corruption control and contains the actions we will take to prevent, detect and respond to fraud and corruption. Complaints of corrupt conduct against Council staff or Councillors can be made via the reporting form on our website.

Complaints about staff members are investigated by the Legal and Governance Division. Complaints about Councillors and the Chief Executive Officer are referred in accordance with the provisions of the Code of Conduct. Complaints can also be made directly to the Independent Commission Against Corruption.

### **Risk Management**

The City of Sydney has embedded risk management principles and capabilities across the organisation to ensure effective decision making and to demonstrate good corporate governance within the City. This includes the following risk management structures:

- Risk Management Policy, Program and Frameworks
- Audit Risk and Compliance Committee
- Emergency Management Committee
- Business Continuity Plans
- Internal Audit Program
- Workplace Health and Safety Management System.

### **Audit, Risk and Compliance Committee**

The Audit Risk and Compliance Committee plays an important role in the City's governance framework. It provides Council with independent oversight and monitoring of the City's audit, compliance and risk processes and its other internal control activities.

The primary objectives of the Committee are to assist the Council in discharging its responsibilities relating to:

- financial reporting practices;
- business ethics, policies and practices;
- accounting policies;
- risk management and internal controls;
- compliance with laws, regulations, standards and best practice guidelines; and
- the integrity of the internal audit function.

The Audit, Risk and Compliance Committee Charter sets out the Committee's roles and responsibilities and its oversight of the internal and external audit functions, including any statutory duties. The Committee has three independent members, one of whom acts as Chair, as well as two Councillors.

### **External Audit**

External auditing services are provided by the NSW Audit Office. The External Auditor provides independent audit opinions on both the general and special purpose financial reports of Council, audits statutory returns relating to a number of Council activities (including the ratings return, domestic waste return, and parking enforcement gain share), reports to the Council and the Minister of the conduct of the audit, issues a management letter detailing any matters that arise during the course of the audit and, provides any supplementary reports where required by the Office of Local Government. The External Auditor also contributes to Council's Audit, Risk and Compliance Committee meetings.

### **Internal Audit**

Internal Audit is an independent, objective assurance and consulting activity. The purpose of Internal Audit is to enhance and protect organisational value by systematically and independently evaluating and identifying performance improvements in business operations, risk management, internal controls

and governance processes. This is undertaken through a strategic program of audits and reviews on behalf of the Audit Risk and Compliance Committee. This activity is in accordance with the City's Internal Audit Charter and is reported independently to the City's Audit Risk and Compliance Committee.

### **Accountability and Transparency**

The City of Sydney takes seriously its responsibility to be open and accountable to the community. The City responds to requests made in accordance with the Government Information (Public Access) Act (2009) and proactively revises information about decisions. The City of Sydney fully complies with the intent and requirements of all legislation. At the same time we respect people's privacy by not releasing personal information where inappropriate.



*Figure 12. Gunyama Park and Aquatic Centre*

*Figure 13. Solar panels at Gunyama Park and Aquatic Centre*

## Procurement and external contracts

The City's procurement processes meet the highest standards of probity and integrity. The City's objective in entering into contracts is to obtain goods and services to perform its functions, while using public funds wisely, honestly and in compliance with legislative and public interest requirements. All contracts over \$250,000 undergo a rigorous and open tender process. All other contracts follow best practice and are selected on a value for money basis.



Figure 14. Plants in St Helen's Community Garden, Glebe  
Figure 15. Residents working in St Helen's Community gardens in Glebe

## Our workforce

Attracting and retaining skilled and talented staff with the capability to deliver the City's objectives is critical to implementing Sustainable Sydney 2030. The City of Sydney aims to be an employer of choice for people seeking to make a difference to their communities.

The City aims to strengthen its strategic workforce management in order to address the future workforce challenges of Sustainable Sydney 2030, while also improving the work environment for current staff.

The People Strategy 2019–21 outlines the capabilities our people require to address our social, economic and sustainability challenges and opportunities. It builds on previous work to drive a purposeful, productive and efficient organisation.

The strategy includes four focus priorities:

- engage people with purpose
- enrich our workplace culture
- embrace new capabilities and mindsets
- empower our people to be future ready.

## Information and Technology Management

Information and technology are critical enablers of business and service transformation, improved effectiveness and efficiency, collaboration, and inclusive participation.

The City's Information and Technology Strategic Plan recognises that technology is an enabler for business improvement and service delivery. High quality information and data that supports strategic and operational decision making are critical.

The City's Information and Technology Strategic Plan has four key focus areas:

1. Digital Service Delivery
2. Information and Data
3. Enterprise Systems
4. Enablers of Change – (Workforce and Governance).

## Our Commitment to Service

The City is committed to providing the highest level of service to the community, developing services that meet the needs of the community and building a strong service focused culture.

## Safety in the City of Sydney

The City is committed to the health, safety and welfare of its employees, residents and visitors. The City has a broad range of roles and responsibilities in relation to ensuring safety is prioritised across the local government area. This includes ensuring safety is a priority consideration in relation to the design and maintenance of public areas, when conducting events, in undertaking compliance and enforcement activities and when providing services to members of the community.

The broad range of legislation in relation to public safety which the City complies with, which the City has a role in enforcing or which regulates the activities of others in our local government area include the following NSW Acts and related regulations, guidelines and standards:

### State legislation

- Anti-Discrimination Act 1977
- Boarding Houses Act 2012
- Building and Development Certifiers Act 2018
- Building Products (Safety) Act 2017
- Building Professionals Act 2005
- Child Protection (Working With Children) Act 2012
- Children (Education and Care Services National Law Application) Act 2010
- Children (Education and Care Services) National Law (NSW) No 2014a
- Children and Young Persons (Care and Protection) Act 1998
- Civil Liability Act 2002
- Companion Animals Act 1998
- Contaminated Lands Management Act 1997
- Crown Land Management Act 2016
- Disability Inclusion Act 2014
- Electronic Transactions Act 2000
- Environmental Planning and Assessment Act 1979
- Fair Trading Act 1987
- Food Act 2003
- Government Information (Public Access) Act 2009
- Graffiti Control Act 2008
- Heavy Vehicle (Adoption of National Law) Act 2013
- Heavy Vehicle National Law (NSW) 2013
- Heritage Act 1977
- Impounding Act 1993
- Inclosed Lands Protection Act 1901
- Industrial Relations Act 1996
- Library Act 1939
- Liquor Act 2007
- Local Government Act 1993
- Local Government Amendment Act 2019
- Local Government Amendment (Governance and Planning) Act 2016
- Major Events Act 2009
- Modern Slavery Act 2018
- Privacy and Personal Information Protection Act 1998
- Protection of the Environment Operations Act 1997
- Protection of the Environment Legislation Miscellaneous Amendments Act 2007
- Public Health Act 2010
- Residential Apartment Buildings (Compliance and Enforcement Powers) Act 2020
- Residential Tenancies Act 2010
- Restricted Premises Act 1943
- Retail Leases Act 1994
- Roads Act 1993
- Smoke-free Environment Act 2000
- State Emergency and Rescue Management Act 1989
- Strata Schemes Development Act 2015
- Surveillance Devices Act 2007
- Surveying and Spatial Information Act 2002
- Swimming Pools Act 1992
- Sydney Public Reserves (Public Safety) Act 2017
- Transport Administration Act 1988

Trees (Disputes Between Neighbours) Act 2006

Work Health and Safety Act 2011

Workers Compensation Act 1987

Workplace Injury Management and Workers  
Compensation Act 1998

Workplace Surveillance Act 2005

**Federal legislation**

Age Discrimination Act 2004

Competition and Consumer Act 2010

Copyright Act 1968

Disability Discrimination Act 1992

Racial Discrimination Act 1975

Sex Discrimination Act 1984

Trade Marks Act 1995

# 5. Strategic Directions & Principal Activities

## Strategic Directions and Sustainable Sydney 2030

For the purposes of section 404 of the Local Government Act (1993), this Operational Plan and the following ten Strategic Directions are derived from the Community Strategic Plan Sustainable Sydney 2030 and describe the City of Sydney's principal activities.

The strategic direction sets out our high level outcomes, with objectives, projects, programs and services identifying what it is we are doing to achieve the outcomes. Delivery measures, including key performance indicators are used to measure our progress towards the outcomes.

**Our Strategic Directions align the outcomes from Sustainable Sydney 2030 into 10 focus areas.**

In improving our planning and reporting to address Sustainable Sydney 2030 outcomes, we have developed a number of new key performance indicators. Not all of these indicators have historical data to report, nor do they all have identified targets.

There are two reasons for this:

1. It is not always appropriate to set targets, as some indicators are better served by plotting trends to measure performance.
2. Where we do not have historical data we do not know what is an appropriate target to set. This will be changed where appropriate as we collect enough data to guide us in target setting.

Each of the following Strategic Directions are set out to show that City of Sydney works under the principles of PLAN, DO, CHECK, ACT.



Figure 16. Plan, do, check, act process diagram

# The City's 10 Strategic Directions

## **Strategic Direction 1**

### **A globally competitive and innovative city**

Keeping Sydney globally competitive is central to Sydney's and Australia's future. The City must focus on the global economy and sustained innovation to ensure continuing prosperity.

## **Strategic Direction 2**

### **A leading environmental performer**

The City of Sydney has adopted ambitious greenhouse gas emission reduction targets and will work towards a sustainable future for the city's use of water, energy and waste.

## **Strategic Direction 3**

### **Integrated transport for a connected city**

Quality transport will be a major driver to sustainability – the city must offer a variety of effective and affordable transport options.

## **Strategic Direction 4**

### **A city for walking and cycling**

A safe and attractive walking and cycling network linking the city's streets, parks and open spaces.

## **Strategic Direction 5**

### **A lively and engaging city centre**

The city centre's international iconic status will be maintained and enriched with an inviting streetscape and vibrant public spaces.

## **Strategic Direction 6**

### **Resilient and inclusive local communities**

Building communities through enhancing the capacity of our people and the quality of their lives.

## **Strategic Direction 7**

### **A cultural and creative city**

The City is committed to supporting Sydney's cultural life. We recognise the intrinsic and instrumental value of creativity as a cultural, economic and social force.

## **Strategic Direction 8**

### **Housing for a diverse community**

A wider range of housing so people who provide vital city services can afford to live in the city.

## **Strategic Direction 9**

### **Sustainable development, renewal and design**

High quality urban design will bring liveability and greater sustainability.

## **Strategic Direction 10**


### **Implementation through effective governance and partnerships**

Partnerships across government, business and community; leadership in local, national and global city forums.

# Sustainable Sydney 2030 Targets



70 per cent reduction in greenhouse gas emissions based on 2006 levels by 2030 and by 2050, achieve a net zero emissions city.



50 per cent of electricity demand met by renewable sources; zero increase in potable water use from 2006 baseline, achieved through water efficiency and recycled water; total canopy cover increased by 50 per cent from 2008 baseline.



There will be at least 138,000 dwellings in the city (including 48,000 additional dwellings compared to the 2006 baseline) for increased diversity of household types, including greater share of families.



7.5 per cent of all city housing will be social housing, and 7.5 per cent will be affordable housing, delivered by not-for-profit or other providers.



The city will have at least 465,000 jobs (including 97,000 additional jobs) compared to the 2006 baseline) with an increased share in finance, advanced business services, education, creative industries and tourism sectors.



Trips to work using public transport will increase to 80 per cent, for both residents of the city and those travelling to the city from elsewhere.



At least 10 per cent of total trips made in the city are by bicycle and 50 per cent by pedestrian movement.



Every resident will be within reasonable walking distance to most local services, including fresh food, childcare, health services and leisure, social, learning and cultural infrastructure.



Every resident will be within a three -minute walk (250 metres) of continuous green links that connect to the harbour foreshore, harbour parklands, Moore or Centennial or Sydney parks.



The level of community cohesion and social interaction will have increased based on at least 65 per cent of people believing most people can be trusted.



## Strategic Direction 1 – A globally competitive and innovative city

Keeping Sydney globally competitive is central to Sydney's and Australia's future. The city must focus on the global economy and sustained innovation to build economic resilience and ensure continuing prosperity.

### Objective 1.1 Plans are in place to accommodate growth and change in the city centre and other key economic areas.

Reference	Action	Operational Plan Deliverables	Responsible Area
1.1.1	City Planning	Conduct strategic studies and reviews to inform planning control amendments that protect and grow jobs in line with the Local Strategic Planning Statement.	City Planning, Development & Transport
1.1.2	City Development	Provide strategic input into State Government and major public or private development projects to ensure that public domain outcomes support public life, activation, and are integrated with surrounding areas.	Chief Operations Office
1.1.3	Service Delivery	Deliver City Services to meet the needs of a Global City.	City Services

### Objective 1.2 The city economy is competitive, prosperous and inclusive.

Reference	Action	Operational Plan Deliverables	Responsible Area
1.2.1 (1)	Economy	Continue to implement the OPEN Sydney Strategy to develop a vibrant, safe and sustainable night time economy that offers a diverse range of leisure and entertainment options for all ages and interests, with inviting and safe public spaces, easily accessible information and connected transport.	City Life
1.2.1 (2)	Economy	Implement priority projects and programs from the Retail Action Plan that create great experiences, build capacity and resilience, remove barriers, and engage with the sector.	Chief Operations Office / City Life
1.2.1 (3)	Economy	Implement priority projects and programs arising from the Tech Start Up Action Plan to support the growth of the tech start-up ecosystem.	Chief Operations Office / City Life
1.2.1 (4)	Economy	Implement priority projects and programs from the Eora Journey Economic Development Plan that focus on support for Aboriginal and Torres Strait Islander business owners, employees and education success.	Chief Operations Office

Reference	Action	Operational Plan Deliverables	Responsible Area
1.2.2	Strategic research, analysis and knowledge sharing	Collect data, undertake strategic analysis, and provide demographic and economic development information to industry, academia, government and business.	Chief Operations Office

**Objective 1.3 The city economy is an integrated network of sectors, markets and high performing clusters.**

Reference	Action	Operational Plan Deliverables	Responsible Area
1.3.1	Knowledge and skills	Implement appropriate projects and programs to support the recovery of the International Education sector impacted by Covid-19.	Chief Operations Office
1.3.2	Affordable spaces - economic	Manage the use of City owned properties as affordable space within the context of the City's economic action plans.	Chief Operations Office

**Objective 1.4 The city economy is resilient.**

Reference	Action	Operational Plan Deliverables	Responsible Area
1.4.1	Economic Resilience	Contribute to metropolitan and state-wide strategic economic planning.	Chief Operations Office

**Objective 1.5 The city enhances its global position and attractiveness as a destination for people, business and investment.**

Reference	Action	Operational Plan Deliverables	Responsible Area
1.5.1	Major events	Deliver appropriate major events that support the social and economic recovery of the city.	City Life
1.5.2	Visitor Experience	Implement priority projects and programs from the Tourism Action Plan that focus on destination development, destination management and destination marketing.	Chief Operations Office / City Life / Office of the CEO
1.5.3	Business and Investment Attraction	Work with the State Government and other partners on initiatives to promote Sydney, and with Business Events Sydney to attract international conferences to Sydney.	Chief Operations Office / City Life
1.5.4	Safety	Develop robust partnerships with emergency services, relevant agencies and the community to build capacity and resilience to prevent, respond and recover from emergencies.	City Services
1.5.5	Cleansing and waste	Provide high quality street cleansing service that meets the needs of the community.	City Services

## 2021/22 Operational Plan

Reference	Action	Operational Plan Deliverables	Responsible Area
1.5.6 (1)	Monitoring and compliance	Maintain inspection programs to monitor legislative compliance in the areas of fire safety, building compliance, late night trading premises and public health.	City Planning, Development & Transport
1.5.6 (2)	Monitoring and compliance	Operate proactive patrols to monitor legislative compliance and respond to complaints including but not limited to development consents, companion animals, noise, litter and unlawful trading.	City Services

### Performance Measures

Objective Area	Measure Description	Unit	Target / Trend	Responsible Area
City Development	Commercial development approved	m2	–	Chief Operations Office
City Development	Commercial development completed	m2	–	Chief Operations Office
Business Events Sydney	Bids for business events submitted	No.	↗	City Life
Business Events Sydney	Events secured	No.	↗	City Life
Business Events Sydney	Delegate numbers of events secured	No.	↗	City Life
Business Events Sydney	Economic impact of events secured	\$Mln	↗	City Life
Business Events Sydney	Delegate days of events secured	No.	↗	City Life
Support for the Economy and Business	Grants approved by the City of Sydney including all commercial creative and business events and relevant knowledge exchange grants	\$ '000	–	City Life
Support for the Economy and Business	Grants approved by the City of Sydney for major events	\$ '000	–	City Life
Diverse and inclusive economy	City of Sydney suppliers who identify themselves as Aboriginal and Torres Strait Islander	No.	↗	Chief Financial Office
International Students	International students studying in the City of Sydney LGA	No.	–	Chief Operations Office

## Strategic Direction 2 – A leading environmental performer

The City of Sydney has adopted ambitious targets for the reduction of greenhouse gas emissions, potable water use and waste to landfill.

We will work towards a sustainable future that mitigates environmental impact and adapts to a changing climate.

We also understand the importance of green space and urban biodiversity. We have developed comprehensive policies and clear targets to increase the urban canopy, biodiversity, waterway health and the physical greening of the city.

### Objective 2.1 - Greenhouse gas emissions are reduced across the city.

Reference	Action	Operational Plan Deliverables	Responsible Area
2.1.1 (1)	Energy efficiency and renewables	Leverage fleet analytics to drive a reduction in greenhouse gas emissions and set targets.	City Services
2.1.1 (2)	Energy efficiency and renewables	Continue to identify and implement initiatives to facilitate the 50% renewable by 2030 target for the city.	Chief Operations Office
2.1.1 (3)	Energy efficiency and renewables	Actively manage the replacement of conventional lights with LED lights for all public domain light types (street lights, parks etc.) in the city.	City Services
2.1.2	Sustainable Planning	Develop a pathway for the City's current planning controls to be strengthened over time to deliver net zero energy building standards.	City Planning, Development & Transport
2.1.3	Advocacy	Advocate for higher BASIX targets for residential buildings.	City Planning, Development & Transport

### Objective 2.2 - Waste from the city is managed as a valuable resource and the environmental impacts of its generation and disposal are minimised.

Reference	Action	Operational Plan Deliverables	Responsible Area
2.2.1	Sustainable Planning	Review and update standard waste conditions to comply with new guidelines for waste management in new developments.	City Planning, Development & Transport
2.2.2	Monitoring reporting and waste	Improve monitoring, reporting and verification of waste data in City buildings, City construction sites and residential services.	City Services
2.2.3 (1)	Managing waste and resources	Implement the Resource Recovery Engagement Action Plan to reduce waste, recycle more and work with the community to reduce illegal dumping.	City Services

## 2021/22 Operational Plan

Reference	Action	Operational Plan Deliverables	Responsible Area
2.2.3 (2)	Managing waste and resources	Continue investigating opportunities to divert residential food waste from landfill.	City Services
2.2.4	Management and compliance	Conduct targeted patrols in the public domain to address illegal dumping, discarded cigarette butts, littering and other activity which is contrary to the provisions of the Protection of the Environment Operations Act.	City Services
2.2.5	Advocacy	Advocate for state allocation of appropriate land resources to waste treatment, improved waste data, expanded product stewardship, maintaining landfill levy.	City Services

### **Objective 2.3 - Across the city, potable water use is reduced through efficiency and recycling and gross pollutant loads to waterways are reduced.**

Reference	Action	Operational Plan Deliverables	Responsible Area
2.3.1	Recycled water	Facilitate delivery of large-scale recycled water projects in new and established areas of the city.	Chief Operations Office
2.3.2	Sustainable Planning	Investigate opportunities for development to use water efficiently and improve the health of waterways through changes to the planning controls in line with the Local Strategic Planning Statement.	City Planning, Development & Transport
2.3.3	Advocacy	Advocate for urban renewal areas to meet world's best practice environmental standards.	Chief Operations Office
2.3.4	Stormwater quality / waterway health	Implement and renew vegetated and other stormwater systems to clean stormwater discharged to waterways.	City Services

### **Objective 2.4 - City residents, businesses, building owners, workers and visitors improve their environmental performance.**

Reference	Action	Operational Plan Deliverables	Responsible Area
2.4.1	Commercial office engagement	Implement priority projects, programs and advocacy arising from the City's Sydney's Sustainable Office Plan.	City Life
2.4.2	Business engagement (non-office based)	Implement priority projects, programs and advocacy arising from the City's Making Sydney a Sustainable Destination Plan.	City Life

Reference	Action	Operational Plan Deliverables	Responsible Area
2.4.3	Residential Engagement	Implement priority projects, programs and advocacy arising from the City's Residential Apartment Sustainability Plan.	City Life
2.4.4	Provision of grants and other cross sector support	Continue to support the community's adoption of renewable energy in line with the City's 50% renewable electricity by 2030 target.	City Life

**Objective 2.5 - The City of Sydney's operations and activities demonstrate leadership in environmental performance.**

Reference	Action	Operational Plan Deliverables	Responsible Area
2.5.1 (1)	Environmental Management Systems	Improve monitoring, reporting and verification of waste, energy and water data and other sustainability metrics for our own operations.	Chief Operations Office
2.5.1 (2)	Environmental Management Systems	Continuously improve the systems, processes and organisational capability for managing utilities and other sustainability metrics within City-owned assets.	City Projects & Property
2.5.2 (1)	Capital Projects	Install solar PV and energy storage infrastructure on suitable City properties and sites to optimise uptake of renewable energy.	Chief Operations Office
2.5.2 (2)	Capital Projects	Assess environmentally sustainable opportunities for incorporation into designs and technical specifications (including water sensitive urban design, stormwater management, public lighting, roads and pavement).	Chief Operations Office
2.5.3 (1)	Asset Management	Improve energy and water efficiency at the City's most resource intensive sites through identification, prioritisation and installation of efficiency measures and changes in management practices, including required metering and monitoring under the Major Properties Efficiency Project (MPEP).	City Projects & Property
2.5.3 (2)	Asset Management	Review and update recycling streams and collection receptacles in City properties and implement an education and behaviour change program to increase recycling and reduce contamination.	City Projects & Property
2.5.3 (3)	Asset Management	Manage and analyse new energy efficient fuel options for the City's light and heavy vehicle fleets to encourage low emission driving behaviour and reduce CO2 emissions.	City Services

Reference	Action	Operational Plan Deliverables	Responsible Area
2.5.4	Procurement, grant assessment & contract management	Implement Social and Sustainable Procurement Guidelines, Supplier Code of Conduct, Returnable Schedule on selected procurement activities – major construction materials, consumables, major contract, event management and supplier due diligence.	Chief Financial Office

**Objective 2.6 - The extent and quality of urban canopy cover, landscaping and city greening is maximised.**

Reference	Action	Operational Plan Deliverables	Responsible Area
2.6.1	City Farm	Continue City Farm operations.	City Services
2.6.2	Community Greening	Support and promote the development of community gardens, footpath gardening, and sites maintained and managed by community volunteer groups.	City Services
2.6.3	Urban Forest	Continue to deliver tree planting programs to maximise urban canopy and reduce the impacts of the urban heat island effect.	City Services
2.6.4 (1)	Urban Ecology	Continue to expand, improve and protect bush regeneration areas in the City's parks and open spaces.	City Services
2.6.4 (2)	Urban Ecology	Monitor the diversity, number and distribution of priority fauna species reported on the local government area.	City Services
2.6.5 (1)	Greening Sydney Plan	Continue to deliver the public domain landscaping program.	City Services
2.6.5 (2)	Greening Sydney Plan	Deliver Living Colour floral displays throughout the city during spring and summer.	City Services
2.6.5 (3)	Greening Sydney Plan	Finalise the review of the Greening Sydney Plan, with the adoption of the Greening Sydney Strategy 2030 and commence implementation.	City Services
2.6.6 (1)	Parks Water Savings Action Plan	Improve water efficiency at the City's parks through efficiency measures and changes in management practices.	City Services
2.6.6 (2)	Parks Water Savings Action Plan	Identify opportunities to connect parks to recycled or alternative water sources.	City Projects & Property

**Objective 2.7 - The city's buildings, infrastructure, emergency services and social systems are resilient to the likely impacts of climate change.**

Reference	Action	Operational Plan Deliverables	Responsible Area
2.7.1	Climate change	Advocate for improvements to the national construction code.	Chief Operations Office
2.7.2	Extreme weather events	Develop plans with emergency services, relevant agencies, and the community to build capacity to prepare for, respond, and recover from extreme weather events.	City Services
2.7.3 (1)	Urban heat island effect and flooding risk mitigation	Continue research and trials in monitoring and reducing the urban heat island effect.	Chief Operations Office
2.7.3 (2)	Urban heat island effect and flooding risk mitigation	Continue to implement the City's Floodplain Management Policy and work collaboratively with asset owners and developers to fund and implement flood risk management plans, incorporating climate change scenarios.	City Services

**Performance Measures**

Objective Area	Measure Description	Unit	Target / Trend	Responsible Area
Greenhouse gas emissions	Total greenhouse gas emissions for City of Sydney operations	Tonnes CO2e	↘	City Projects & Property
Greenhouse gas emissions	Reduction in total greenhouse gas emissions for City of Sydney operations  Baseline 2006 data – 52,972 tCO2e	%	80% reduction by 2025	City Projects & Property
Greenhouse gas emissions	Total greenhouse gas emissions for the City of Sydney local government area	Tonnes CO2e	↘	Chief Operations Office
Greenhouse gas emissions	Reduction in total greenhouse gas emissions for City of Sydney local government area  (includes emissions from electricity, gas, refrigerants, transport and waste)  Baseline 2006 data - 5,815,521 tCO2e	%	70% reduction by 2030  Net zero emissions by 2035	Chief Operations Office



2021/22 Operational Plan

Objective Area	Measure Description	Unit	Target / Trend	Responsible Area
Greenhouse gas emissions	Percentage of electricity demand in NSW met by renewable sources	%	50% by 2030	Chief Operations Office
Water Usage and Stormwater	Potable water use from City operations Baseline 2006 - data 431,000 kL	kL	↘	City Projects & Property
Water Usage and Stormwater	City of Sydney local government area residential potable water use per person per day	Litres	170 litres by 2030	Chief Operations Office
Water Usage and Stormwater	Reduction in City of Sydney local government area non-residential potable water use Baseline 2019 data – 2.32 litres/sqm/day	%	10% reduction by 2030	Chief Operations Office
Waste - Local Government Area	Total residential waste collected	Tonnes	–	City Services
Waste - Local Government Area	Total residential waste collected per capita	Kg/ Capita	↘	City Services
Waste - Local Government Area	Reduction in total residential waste collected per capita Baseline 2015 data – 336.74 kg/capita	%	15% reduction by 2030	City Services
Waste - Local Government Area	Percentage of source separated recycling of total residential waste	%	35% by 2025	City Services
Waste - Local Government Area	Percentage diversion from landfill of residential waste	%	70% by 2025 90% by 2030	City Services
Sustainable management of waste and resources	Total waste collected from City managed properties including aquatic centres	Tonnes	–	City Projects & Property
Sustainable management of waste and resources	Reduction in total waste collected from City managed properties including aquatic centres by 2025 Baseline 2019 data – 945 tonnes	%	15% reduction by 2025	City Projects & Property
Sustainable management of waste and resources	Resource recovery of waste from the City's parks, streets and public places	%	50% by 2025	City Services

2021/22 Operational Plan

Objective Area	Measure Description	Unit	Target / Trend	Responsible Area
Sustainable management of waste and resources	Percentage diversion from landfill of waste from City managed properties including aquatic centres	%	90% by 2030	City Projects & Property
Sustainable management of waste and resources	Percentage of source separated recycling of waste from City managed properties including aquatic centres	%	50% by 2025	City Projects & Property
Greening Sydney	New plants planted in City parks and street gardens	No.	50,000	City Services
Greening Sydney	New and renewed public domain landscaping installed (nature strips, rain gardens, traffic treatments)	m2	7,500	City Services
Greening Sydney	Maintain or increase number of indigenous bird species observed from community and/or formal surveys  Baseline 2009/10 - 63 species	No.	↗	City Services
Greening Sydney	Extent of locally-indigenous bushland	ha	13.5	City Services
Environmental Grants	Environmental grants approved by the City of Sydney	\$ '000	N/A	City Life



*Figure 17. Mobile phone and light bulb recycling stations at Green Square Library*

## Strategic Direction 3 – Integrated transport for a connected city

Quality transport will be a major driver to sustainability, amenity, ease of mobility and the economic competitiveness of our city – the city must offer a variety of effective and affordable transport options.

**Objective 3.1 - Investment in public transport and walking and cycling infrastructure encourages more people to use these forms of transport to travel to, from and within the city.**

Reference	Action	Operational Plan Deliverables	Responsible Area
3.1.1	Planning	Work with the State Government transport cluster to ensure all traffic and transport related proposals in Central Sydney comply with policies such as the Sydney City Centre Access Strategy, Movement and Place, and Central Sydney on-street parking policy.	City Services / Chief Operations Office
3.1.2	Advocacy	Work with the State Government and other stakeholders to develop Future Transport projects for Sydney to increase public transport accessibility and capacity to and within the City of Sydney, including planning for the extension of Metro West and new Metro initiatives.	Chief Operations Office
3.1.3	Partnership	Work with the State Government and taxi industry to implement more taxi ranks in better locations with improved safety in the city centre during the evening and late night.	Chief Operations Office / City Services

**Objective 3.2 - Transport infrastructure is aligned with city growth.**

Reference	Action	Operational Plan Deliverables	Responsible Area
3.2.1	Partnership	Work with the State Government to ensure the best outcomes are achieved for the community on large public transport and road projects.	City Planning, Development & Transport / Chief Operations Office
3.2.2	Advocacy	Work with the State Government to ensure understanding of transport implications of development in the city area.	Chief Operations Office
3.2.3	Parking	Continue to implement the neighbourhood parking policy and review the policy at appropriate intervals.	Chief Operations Office / City Services
3.2.4	Freight and Servicing	Work with the State Government and businesses to develop new and innovative solutions to freight and servicing, including more productivity from loading spaces and exploring higher-amenity options for “last mile” distribution.	Chief Operations Office

Reference	Action	Operational Plan Deliverables	Responsible Area
3.2.5	Regional Collaboration	Continue to build relationships with neighbouring councils and collaborate on transport projects where infrastructure or impact is across the boundaries.	Chief Operations Office
3.2.6	Technology	Partner with the State Government to facilitate innovation in transport management, ensuring technology assists in achieving agreed urban and transport outcomes.	Chief Operations Office

**Objective 3.3 - The amenity of the city centre and villages is enhanced through careful management and integration of transport.**

Reference	Action	Operational Plan Deliverables	Responsible Area
3.3.1	Traffic calming initiatives	Develop and deliver a range of initiatives to help support change of behaviour by traffic calming.	City Services
3.3.2	Speed reduction	Continue to work with the State Government to look for opportunities to reduce traffic speeds and speed limits throughout the City of Sydney.	Chief Operations Office
3.3.3	Road safety partnerships	Continue to build relationships with Transport for New South Wales through the local government road safety program to improve road safety within the LGA.	Chief Operations Office
3.3.4	Manage amenity	Manage the scheduling of waste collection services to ensure the least disruption to the community.	City Services
3.3.5	Community programs	Facilitate a range of road safety education programs for the community.	Chief Operations Office

**Objective 3.4 - Public transport, walking and cycling are the first choice transport modes within the city.**

Reference	Action	Operational Plan Deliverables	Responsible Area
3.4.1	City transformation	Continue to support the implementation George Street pedestrianisation.	Chief Operations Office
3.4.2	Behavioural	Advocate for measures aimed at increasing the use of public transport, walking and cycling along major corridors to the city, while enhancing the amenity and safety of the places along the corridors.	Chief Operations Office

**Objective 3.5 - Transport services and infrastructure are accessible.**

Reference	Action	Operational Plan Deliverables	Responsible Area
3.5.1	Parking	Manage the demand for parking to ensure there is equitable access to the constrained supply.	City Services
3.5.2	Advocacy	Ensure the needs of our diverse community are considered in the public domain master planning for transport and urban growth projects.	Chief Operations Office
3.5.3	Transport infrastructure	Advocate to ensure public transport infrastructure meets the needs of users.	City Planning, Development & Transport

**Performance Measures**

Objective Area	Measure Description	Unit	Target / Trend	Responsible Area
Parking and road management	Car share bookings	No.	↗	Chief Operations Office
Parking and road management	Residents who are members of car share schemes	No.	↗	Chief Operations Office
Parking and road management	Resident drivers who are members of car share schemes	%	↗	Chief Operations Office
Parking and road management	Length of streets across the local government area with a speed limit of 40km/h or less	Km	↗	Chief Operations Office
Roads maintenance	Road renewed/treated program	m2	20,000	City Services
Traffic calming	Transport-related projects (footpath widening, traffic calming measures, intersection upgrades, etc.) delivered as part of the City's Pedestrian, Cycling and Traffic Calming (PCTC) plans	No.	10	City Services

## Strategic Direction 4 – A city for walking and cycling

A safe, comfortable and attractive walking and cycling network linking the city's streets, parks and open spaces.

### Objective 4.1 - The city and neighbouring areas have a network of accessible, safe, connected pedestrian and cycling paths integrated with green spaces.

Reference	Action	Operational Plan Deliverables	Responsible Area
4.1.1	Walking	Deliver the Central Business District Streetscape Improvement program, including the installation of Smartpoles, upgraded and improved LED street lighting, traffic signals, street furniture and the installation of granite paving.	City Services
4.1.2 (1)	Cycling	Complete the City's high priority regional routes, with separated cycleways where possible.	Chief Operations Office
4.1.2 (2)	Cycling	Improve bicycle safety, access and amenity through small scale infrastructure changes and improved on street facilities throughout the local government area.	City Services
4.1.3	Partnerships	Work with neighbouring councils, state and federal governments to implement the Inner Sydney Regional Bike network.	Chief Operations Office
4.1.4	Civil Infrastructure	Continue to implement priority actions from the Liveable Green Network, including the Footpath Renewal program, pedestrian and cycling safety improvements, new furniture installations, pedestrian lighting upgrades, installations of green verge/street gardens and new cycleways.	City Services

### Objective 4.2 - The city centre is managed to facilitate the movement of people walking and cycling.

Reference	Action	Operational Plan Deliverables	Responsible Area
4.2.1	Walking	Work with the State Government to decrease waiting time and journey time for pedestrians on priority routes in the city centre, and Liveable Green Network routes throughout the local government area.	Chief Operations Office
4.2.2	Cycling - City centre	Advocate to the State Government to complete the City Centre Access Strategy cycleway network.	Chief Operations Office
4.2.3	Partnerships	Collaborate with the State Government to implement the George Street south pedestrianisation project.	Chief Operations Office

**Objective 4.3 - The number of people who choose to walk and cycle continues to increase.**

Reference	Action	Operational Plan Deliverables	Responsible Area
4.3.1	Modal shift	Promote the benefits of walking and cycling.	Chief Operations Office
4.3.2	Walking and cycling for leisure	Lead and/or support events celebrating and focusing on walking and cycling. Promote attractive routes and open spaces.	Chief Operations Office
4.3.3	Monitor	Monitor walking and cycling participation and trips, attitudes and safety.	Chief Operations Office
4.3.4	Behaviour	Ensure all road and path users have information and training available that enables them to exhibit the correct and safe behaviours.	Chief Operations Office

**Objective 4.4 - Businesses in the city encourage their staff to walk and cycle more often.**

Reference	Action	Operational Plan Deliverables	Responsible Area
4.4.1	Journey to work - commuting	Encourage the use of walking and cycling for commuting to work in the city area.	Chief Operations Office

**Performance Measures**

Objective Area	Measure Description	Unit	Target / Trend	Responsible Area
Cycleways/Shared paths/Courses	Length of new separated cycleways provided	Km	0.47	Chief Operations Office
Cycleways/Shared paths/Courses	Length of new on-road cycleways provided/upgraded	Km	2.6	Chief Operations Office
Cycleways/Shared paths/Courses	Length of new shared paths provided/upgraded	Km	2.4	Chief Operations Office
Cycleways/Shared paths/Courses	Growth in cycling activity at key intersections around the City of Sydney	%	↗	Chief Operations Office
Cycleways/Shared paths/Courses	Attendees at cycle safety courses	No.	↗	Chief Operations Office
Footpaths	Footway renewed	m2	10,000	City Services
Footpaths	Footway replaced by green verge	m2	2,000	City Services
Footpaths	New granite infill paving	m2	1,500	City Services



## Strategic Direction 5 – A lively and engaging city centre

Our international iconic status will be maintained and our distinctive character enriched with great streets, vibrant public spaces, a rich cultural life and a well-planned and functioning city centre, both day and night.

### Objective 5.1 - The city centre has safe and attractive public spaces for people to meet, rest and walk through at all times of the day or night; with George Street as a distinctive spine.

Reference	Action	Operational Plan Deliverables	Responsible Area
5.1.1	Public Domain Planning	Continue to develop Public Domain Plans for the city centre.	Chief Operations Office
5.1.2	Safety	Work with police and emergency services to deter, detect, delay, and respond to incidents in crowded places.	City Services

### Objective 5.2 - The city centre provides diversity of built form, uses and experiences.

Reference	Action	Operational Plan Deliverables	Responsible Area
5.2.1	Public domain improvements	Continue to deliver public domain capital works projects.	City Projects & Property
5.2.2	Planning	Implement the Central Sydney Planning Strategy to enable commercial space and activity.	City Planning, Development & Transport

### Objective 5.3 - Innovative, creative, retail, hospitality, tourism and small business activity is supported in the city centre.

Reference	Action	Operational Plan Deliverables	Responsible Area
5.3.1	Business space	Facilitate access to appropriate space in the city centre for businesses within identified priority sectors including Tech Start-ups and Aboriginal and Torres Strait Islander business.	Chief Operations Office / City Life
5.3.2	Tourism provision	Develop and deliver appropriate tourist information programs to meet visitor requirements.	Chief Operations Office / City Life / People Performance & Technology

### Objective 5.4 - The city centre is a place for cultural activity, creative expression and participation.

Reference	Action	Operational Plan Deliverables	Responsible Area
5.4.1	City centre creative activity	Support and facilitate the growth of creative and cultural activities in the city centre.	City Life

**Performance Measures**

Objective Area	Measure Description	Unit	Target / Trend	Responsible Area
City centre public life	Footway dining in the city centre	m2	—	City Projects & Property



Figure 18. City of Sydney Christmas decorations 2020

## Strategic Direction 6 – Resilient and inclusive local communities

Building communities through enhancing the capacity of our people and the quality of their lives.

### Objective 6.1 - Our city comprises many unique places – a ‘city of villages’ – for communities to live, meet, shop, study, create, play, discover, learn and work.

Reference	Action	Operational Plan Deliverables	Responsible Area
6.1.1	Learning and Creative Programs	Deliver a welcoming cultural program within relevant City cultural venues.	City Life
6.1.2	Public Domain	Maintain and enhance public domain across the local government area through an ongoing program of improvement works.	City Services
6.1.3 (1)	Green Square	Delivery of new community/cultural facilities, public domain and infrastructure to a high standard in Green Square.	Chief Operations Office / City Projects and Property / City Services
6.1.3 (2)	Green Square	Lead placemaking and coordinate community development and engagement activities for the growing Green Square neighbourhood.	City Life / Chief Operations Office
6.1.4	Social Strategy	Implement the Social Sustainability Policy and Action Plan.	Chief Operations Office

### Objective 6.2 - Our city is a place where people are welcomed, included and connected.

Reference	Action	Operational Plan Deliverables	Responsible Area
6.2.1 (1)	Social Programs and Services	Implement the Inclusion Disability Action Plan.	City Life
6.2.1 (2)	Social Programs and Services	Offer affordable social programs and services that promote social inclusion, connection and participation.	City Life
6.2.1 (3)	Social Programs and Services	Deliver programs that support community safety.	City Life
6.2.2	Social Justice	Undertake advocacy activities promoting social justice, community resilience and cohesion.	Chief Operations Office

**Objective 6.3 - Local economies are resilient, meet the needs of their community, and provide opportunities for people to realise their potential.**

Reference	Action	Operational Plan Deliverables	Responsible Area
6.3.1	Information and research	Provide demographic, visitor and sector data and analysis to local businesses to assist in decision making and sustainable growth.	Chief Operations Office
6.3.2	Support small business	Strengthen the activation of precincts, with events, programs and services and develop resources that support existing and new business.	City Life

**Objective 6.4 - There is equitable access to community facilities and places, parks and recreational facilities to support wellbeing in daily life.**

Reference	Action	Operational Plan Deliverables	Responsible Area
6.4.1	Community Planning	Provide strategic direction for community facilities delivery to meet changing community needs and aspirations.	Chief Operations Office
6.4.2 (1)	Community well-being	Provide education and care services and facilities across the local area, including preschool, long day care, occasional care and out-of-school hours services.	City Life
6.4.2 (2)	Community well-being	Support a diverse, inclusive and accessible range of community programs and projects through community facilities.	City Life
6.4.3	Community Facilities Delivery	Develop a property portfolio that ensures community facilities optimise opportunities and community needs.	City Projects & Property
6.4.4	Parks and recreation facilities	Maximise the availability and quality of facilities to meet demand for participation in sports across the community.	City Services

**Objective 6.5 - The community has the capacity, confidence and resilience to adapt to changing circumstances.**

Reference	Action	Operational Plan Deliverables	Responsible Area
6.5.1	Social services	Refer to 6.3.2 "Strengthen the activation of precincts, with events, programs and services and develop resources that support existing and new business."	City Life
6.5.2	Social strategy, research and planning	Monitor Community Wellbeing Indicators to identify change and wellbeing trends in the community.	Chief Operations Office
6.5.3	Emergency Planning	Work with the community, emergency services and relevant agencies to build capacity and resilience to prevent, prepare, respond and recover from emergencies.	City Services
6.5.4	Customer service	Provide relevant information and effective contact services for the community.	People Performance & Technology

**Performance Measures**

Objective Area	Measure Description	Unit	Target / Trend	Responsible Area
Local economies	Amount of footway dining in the Village Centres	m2	—	City Projects & Property
Local economies	Economic grants approved by the City of Sydney	\$ '000	—	City Life
Libraries and learning	Active library memberships	No.	—	City Life
Libraries and learning	Items accessed from City libraries (physical and digital)	000	—	City Life
Libraries and learning	Attendance to City libraries	000	—	City Life
Child & Family Services	Children supported through City operated education and care services (long day care, occasional care, preschool, outside school hours care)	No.	—	City Life
Child & Family Services	Approved early education and care places (long day care, occasional care and preschool) in the City	No.	↗	City Life

2021/22 Operational Plan

Objective Area	Measure Description	Unit	Target / Trend	Responsible Area
Child & Family Services	Sessions of care provided at the City's education and care services (long day care, occasional care, preschool, out of school hours care)	No.	–	City Life
Child & Family Services	Sessions of care provided at the City's education and care services (long day care, occasional care, preschool, outside school hours care) that were discounted or free	%	–	City Life
Child & Family Services	Discounted and free sessions of care provided at the City's education and care services (long day care, occasional care, preschool, out of school hours care)	No.	↗	City Life
Community health and well-being	Usage -v- capacity of sports fields (booked use) (hours used -v- hours available)	%	85	City Services
Community health and well-being	Parks and open space managed by the City of Sydney (measured annually)	ha	191	City Services
Community health and well-being	Attendances at aquatic and leisure centres	000	↗	City Services
Community health and well-being	Peak Occupancy - Perry Park Recreation Centre	%	–	City Services
Community health and well-being	Peak occupancy - City's outdoor tennis courts	%	–	City Services
Social Programs and Services	Social grants approved by the City of Sydney	\$ '000	–	City Life
Social Programs and Services	Rent concessions given by the City through the accommodation grants program – leases for social initiatives	\$ '000	–	City Life
Social Programs and Services	Passenger trips delivered by the community transport service for programs and/or events delivered or supported by the City	No.	–	City Life
Social Programs and Services	Meals provided through the City's Meals on Wheels service	No.	–	City Life
Social Programs and Services	Percentage of bookings of City Spaces facilities and venues at community rates	%	–	City Life

2021/22 Operational Plan

Objective Area	Measure Description	Unit	Target / Trend	Responsible Area
Social Programs and Services	Overall attendance at City Spaces	No.	↗	City Life
Companion animals	Dogs and cats impounded	No.	–	City Services
Companion animals	Dog attacks	No.	↘	City Services

## Strategic Direction 7 – A cultural and creative city

The City is committed to supporting Sydney's cultural life. We recognise the intrinsic and instrumental value of creativity as a cultural, economic and social force.

### Objective 7.1 - Creativity is a consistent and visible feature of the public domain and there are distinctive cultural precincts in the city and its villages.

Reference	Action	Operational Plan Deliverables	Responsible Area
7.1.1 (1)	Creative Public Domain	Deliver Art & About Sydney as a significant local and international program of public domain activity year-round.	City Life
7.1.1 (2)	Creative Public Domain	Deliver hoardings activation program throughout the city.	City Life
7.1.1 (3)	Creative Public Domain	Delivery of public art projects in the public domain as part of the City Art program.	Chief Operations Office
7.1.2	Living History	Continue to implement the history and curatorial programs in alignment with the Cultural Policy.	City Life

### Objective 7.2 - The city supports and encourages individual creative expression by ensuring opportunities for creative participation are visible, accessible and sustainable.

Reference	Action	Operational Plan Deliverables	Responsible Area
7.2.1	Creative Participation Programs	Deliver cultural infrastructure programs and liaise with providers to deliver programs.	City Life

### Objective 7.3 - Sydney's cultural sector and creative industries are supported and enhanced leading to greater sector sustainability, productivity gains, and innovation.

Reference	Action	Operational Plan Deliverables	Responsible Area
7.3.1	Regulatory Reform	Develop planning and regulatory reforms to support the provision of cultural infrastructure and activities.	City Planning, Development & Transport / Chief Operations Office
7.3.2	Audience Development	Provide support to a range of cultural groups that offer opportunities for creative participation, enhance creativity in the public domain and strengthen the sustainability and capacity of cultural and creative industries.	City Life
7.3.3	Sector Development	Deliver and facilitate opportunities for skills development, collaboration and capacity building to ensure cultural sector resilience and sustainability.	City Life



**Objective 7.4 - The continuous living cultures of Aboriginal and Torres Strait Islander communities is visible and celebrated in our city.**

Reference	Action	Operational Plan Deliverables	Responsible Area
7.4.1	Eora Journey	Commission a series of public artworks as part of the Eora Journey.	Chief Operations Office
7.4.2	Reconciliation Action Plan	Implement the Stretch Reconciliation Action Plan.	Chief Operations Office

**Performance Measures**

Objective Area	Measure Description	Unit	Target / Trend	Responsible Area
Culture and creativity	Cultural grants approved by the City of Sydney (excluding major events)	\$ '000	–	City Life
Culture and creativity	Accommodation concessions given by the City through the accommodation grants program – leases for cultural initiatives	\$ '000	–	City Life
Culture and creativity	Creative organisations in creative spaces supported by the City of Sydney	No.	–	City Life
Culture and creativity	Creative personnel supported by City of Sydney programs	No.	–	City Life

## Strategic Direction 8 – Housing for a diverse community

An increased supply of diverse and affordable housing for our rapidly growing community.

### Objective 8.1 - The supply of market housing in the city meets the needs of a diverse and growing population.

Reference	Action	Operational Plan Deliverables	Responsible Area
8.1.1 (1)	Housing supply	Seek the NSW Government's approval of the Housing Strategy and implement the actions through changes to the planning controls.	City Planning, Development & Transport
8.1.1 (2)	Housing supply	Monitor the balance of residential development to non-residential development in the city including the quantity and type of dwelling types.	Chief Operations Office
8.1.1 (3)	Housing supply	Continue to facilitate an Alternative Housing Ideas Challenge.	City Projects & Property

### Objective 8.2 - The supply of affordable housing supports a diverse and sustainable community and economy.

Reference	Action	Operational Plan Deliverables	Responsible Area
8.2.1	Partnerships	Continue to investigate opportunities to use City owned land for affordable housing delivered through partnerships with government, not for profits and the private sector.	City Projects & Property / Office of the CEO / Resilient Sydney Office
8.2.2	Planning	Facilitate affordable housing through the planning system, optimising existing programs, developing new programs, encouraging site specific opportunities and investigating innovative approaches.	City Planning, Development & Transport

### Objective 8.3 - The supply of safe and sustainable social housing in the inner city is available for those who need it.

Reference	Action	Operational Plan Deliverables	Responsible Area
8.3.1	Advocacy	Advocate to state government and housing providers for the retention and increased supply of social and affordable housing.	Chief Operations Office
8.3.2	Capacity Building	Provide and support community capacity building initiatives in social housing neighbourhoods.	City Life
8.3.3 (1)	Partnerships	Work in partnership to enhance the safety, liveability and amenity of social housing communities and properties.	City Life
8.3.3 (2)	Partnerships	Collaborate with the NSW Government to ensure the renewal of the housing estates are well planned and delivers improved social outcomes.	City Planning, Development & Transport

**Objective 8.4 - People who are homeless or at risk of homelessness have access to safe and sustainable housing and support.**

Reference	Action	Operational Plan Deliverables	Responsible Area
8.4.1	Housing solutions and support services	Advocate for innovative responses, and build the capacity of City staff, non-government services and the community to contribute to preventing and reducing homelessness.	City Life
8.4.2	Service coordination collaboration and capacity building	Partner and support the delivery and coordination of services to link people sleeping rough with services and support.	City Life
8.4.3	Services	Monitor patterns of homelessness, and services available for people who are homeless or at risk of homelessness to identify gaps and trends.	City Life

---

**Performance Measures**

Objective Area	Measure Description	Unit	Target / Trend	Responsible Area
Housing	New dwellings approved	No.	–	City Planning, Development & Transport
Affordable rental housing	Affordable rental housing units resulting from NSW government operations including Redfern Waterloo affordable housing levy	No.	–	City Planning, Development & Transport
Affordable rental housing	Affordable rental housing units resulting from affordable housing levies in the city area	No.	–	City Planning, Development & Transport
Homelessness	People assisted to exit homelessness into long term housing as a result of a program supported by the City of Sydney	No.	–	City Life
Homelessness	People prevented from becoming homeless through the City supported brokerage program	No.	–	City Life
Homelessness	People sleeping rough in the city area	No.	–	City Life
Homelessness	Grants for Affordable and Diverse Housing Fund and homeless funding approved by the City of Sydney	\$ '000	–	City Life

## Strategic Direction 9 – Sustainable development, renewal and design

Our international iconic status will be maintained and our distinctive character enriched with great streets, vibrant public spaces, a rich cultural life and a well-planned and functioning city centre, both day and night.

### Objective 9.1 - The City of Sydney leads by example to facilitate great places.

Reference	Action	Operational Plan Deliverables	Responsible Area
9.1.1	Advocacy	Engage with government led urban renewal projects to deliver design excellence, high environmental performance and provide appropriate infrastructure.	City Planning, Development & Transport
9.1.2	Integration	Collaborate with the private sector to deliver new or upgrade existing public infrastructure that supports renewal.	City Planning, Development & Transport

### Objective 9.2 - The city is beautiful, sustainable and functions well.

Reference	Action	Operational Plan Deliverables	Responsible Area
9.2.1	Design partnership	Facilitate the Design Panels to provide expert advice on public domain and major development applications.	Chief Operations Office
9.2.2	Strategic Planning	Update the Local Environment Plan and Development Control Plan to implement the sustainability actions in the Local Strategic Planning Statement.	City Planning, Development & Transport
9.2.3 (1)	Advocacy	Develop opportunities with state agencies that support the development of transport related infrastructure.	City Planning, Development & Transport
9.2.3 (2)	Advocacy	Develop opportunities with state agencies that support the development of infrastructure for recreation and community facilities.	Chief Operations Office / City Services

**Objective 9.3 - There are great public buildings, streets, squares and parks for everyone to use and enjoy.**

Reference	Action	Operational Plan Deliverables	Responsible Area
9.3.1 (1)	Public Domain Infrastructure	Continue the implementation of the Wayfinding Strategy.	Chief Operations Office / City Planning, Development & Transport
9.3.1 (2)	Public Domain Infrastructure	Undertake periodic review of public domain design codes in the city.	City Services / Chief Operations Office
9.3.1 (3)	Public Domain Infrastructure	Crowded Place Protection – prepare Design and Assessment Guidelines for protection measures on City owned or managed land.	Chief Operations Office / City Services
9.3.2	Public space planning	Develop initiatives arising from the City's Open Space and Recreation Needs Study, and Public Domain Studies.	Chief Operations Office
9.3.3	Open space	Negotiate provision of additional public space, including parks, footpaths, through site links and other public space through proposals to change planning controls.	City Planning, Development & Transport

**Objective 9.4 - The City's planning framework and implementation strategy ensures sustainable long-term growth.**

Reference	Action	Operational Plan Deliverables	Responsible Area
9.4.1	Stormwater infrastructure Program	Continue to monitor the implementation of the actions from the Flood Studies and Floodplain Risk Management Plans for all catchments.	City Services
9.4.2	Program delivery	Develop and implement Public Domain Plans and Placemaking Strategies for urban renewal areas.	Chief Operations Office
9.4.3	Strategic planning	Implement the Local Strategic Planning Statement through changes to the planning controls that contribute to housing and jobs targets.	City Planning, Development & Transport

**Objective 9.5 - The urban environment promotes health and wellbeing.**

Reference	Action	Operational Plan Deliverables	Responsible Area
9.5.1	Planning policy	Collect, analyse and report data within the Community Indicators framework to inform priority programs and services for the community.	Chief Operations Office

**Performance Measures**

Objective Area	Measure Description	Unit	Target / Trend	Responsible Area
Development Assessments	Average time to determine 90% of DA applications	Days	55	City Planning, Development & Transport
Development Assessments	Average processing time for construction certificates	Days	10	City Planning, Development & Transport
Development Assessments	Average time to determine 90% of S4.55 applications (previously S96 applications)	Days	40	City Planning, Development & Transport
Development Assessments	Median (net) assessment time to determine DA & S4.55 applications (previously S96 applications)	Days	45	City Planning, Development & Transport
Development Assessments	Average time to determine 90% of footway applications	Days	35	City Planning, Development & Transport
Development Assessments	Outstanding DA & S4.55 applications over 100 days (previously S96)	%	20	City Planning, Development & Transport
Voluntary Planning Agreements	Voluntary Planning Agreements offers	No.	—	City Planning, Development & Transport
Voluntary Planning Agreements	Voluntary Planning Agreements executed	No.	—	City Planning, Development & Transport

## Strategic Direction 10 – Implementation through effective governance and partnerships

Partnerships across government, academia, business and community sectors; leadership in local, national and global city forums; and a proactive, resilient, well-governed organisation.

### Objective 10.1 - The City of Sydney is well governed.

Reference	Action	Operational Plan Deliverables	Responsible Area
10.1.1 (1)	Compliance	Continue to deliver programs to embed risk management principles into organisational decision making.	Legal & Governance
10.1.1 (2)	Compliance	Improve the health, safety and wellbeing of our workers through the implementation of the safety management system and a mentally healthy workplace plan.	People, Performance & Technology
10.1.1 (3)	Compliance	Ensure Councillors have access to relevant information and assistance to enable them to fulfil their obligations to lead, govern and serve the community.	Office of the CEO
10.1.1 (4)	Compliance	Monitor compliance with information provision legislation, making frequently requested information publicly available where possible.	People, Performance & Technology
10.1.1 (5)	Compliance	Continue to implement a risk based and comprehensive annual Internal Audit plan for the City in accordance with the Internal Audit Charter.	Legal & Governance
10.1.1 (6)	Compliance	Ensure all electoral processes are well managed and meet legislative requirements.	Legal & Governance
10.1.1 (7)	Compliance	Develop and implement a program of managing Crown Lands, to ensure compliance.	City Projects & Property
10.1.2	Governance	Continue to deliver governance programs to support compliant, ethical and transparent decision making and community confidence in the City.	Legal & Governance



**Objective 10.2 - The City of Sydney has the culture, capability and capacity to deliver Sustainable Sydney 2030 priorities.**

Reference	Action	Operational Plan Deliverables	Responsible Area
10.2.1 (1)	Organisational Capability	Partner with regional governments, business and the community to facilitate delivery of the Resilient Sydney Strategy for the greater Sydney region.	Chief Operations Office
10.2.1 (2)	Organisational Capability	Continue to deliver and enhance the Integrated Planning and Reporting and business planning framework to improve integrated long-term planning and sustainability.	Chief Financial Office
10.2.1 (3)	Organisational Capability	Deliver programs to build a diverse and inclusive organisation.	People, Performance & Technology
10.2.1 (4)	Organisational Capability	Enhance our digital capability implementing key actions from the Digital Strategy and Information and Technology Strategic Plan.	People, Performance & Technology
10.2.1 (5)	Organisational Capability	Implement actions and deliver programs to improve the experience of people using our services.	People, Performance & Technology
10.2.1 (6)	Organisational Capability	Refine and revise asset management policy, strategy and long term asset management plans for critical infrastructure assets, including resilience and maturity assessment recommendations.	Chief Operations Office
10.2.1 (7)	Organisational Capability	Partner with business, communities, organisations and other levels of government to deliver the Community Recovery Plan – a plan for the social and economic recovery of our city from the Covid-19 pandemic.	Chief Operations Office / City Life
10.2.2	Continuous Improvement	Deliver a program to improve the efficiency and effectiveness of key services.	People, Performance & Technology

**Objective 10.3 - The City of Sydney is financially sustainable over the longer-term.**

Reference	Action	Operational Plan Deliverables	Responsible Area
10.3.1 (1)	Financial Planning	Undertake reviews of project governance documentation to analyse the projected business and financial implications of all new major projects, programs and initiatives to ensure long term financial sustainability.	Chief Financial Office
10.3.1 (2)	Financial Planning	Develop, monitor and report against the City's long term financial plan and financial recovery plan to ensure and demonstrate council's financial sustainability, and intergenerational equity.	Chief Financial Office
10.3.2	Rates	Continue to collaborate with government to achieve positive rating legislative reforms.	Chief Financial Office
10.3.3	Strategic Property Management	Continue to manage the investment property portfolio to optimise revenue opportunities.	City Projects & Property
10.3.4	Fees and Charges	Continued reviews and detailed costing of core services, incorporating new and/or changing services to ensure appropriate fees and charges, along with suitable levels of subsidy where applicable.	Chief Financial Office
10.3.5	Procurement	Ensure best practice procurement and contract management focused on value for money, optimised risk allocation and improved sustainability.	Chief Financial Office

**Objective 10.4 - The City of Sydney makes a positive contribution to the governance of metropolitan Sydney.**

Reference	Action	Operational Plan Deliverables	Responsible Area
10.4.1	Governance Reform	Contribute to governance forums and reviews by the Office of Local Government and participate in relevant state and federal government initiatives.	Legal & Governance
10.4.2	Policy Reform	Research, assess and make submissions on intergovernmental policy issues to NSW and federal governments where appropriate.	Office of the CEO

**Objective 10.5 - The community is engaged and active in shaping the future of the city.**

Reference	Action	Operational Plan Deliverables	Responsible Area
10.5.1 (1)	Community engagement	Deliver a high-value community engagement program, both face-to-face and online, to inform decision making, build capacity and develop a shared responsibility for actions with the community.	Chief Operations Office

## 2021/22 Operational Plan

Reference	Action	Operational Plan Deliverables	Responsible Area
10.5.1 (2)	Community engagement	Develop Sustainable Sydney 2050, a new Community Strategic Plan underpinned by research and community feedback to set the future direction for our city.	Chief Operations Office
10.5.2 (1)	Public access to information	Provide community information about new developments and/or changes in projects, programs and policies.	Chief Operations Office
10.5.2 (2)	Public access to information	Provide community access to relevant data through the City's open data portal.	People, Performance & Technology

### Objective 10.6 - Strategic partners and collaborators support the delivery of Sustainable Sydney 2030.

Reference	Action	Operational Plan Deliverables	Responsible Area
10.6.1	Local and regional government partnerships	Strengthen local and regional partnerships through collaboration, consultation, advocacy and knowledge exchange to facilitate improved decision making and outcomes for the community, including mechanisms such as the Resilient Sydney Program.	Office of the CEO
10.6.2	State and national partnerships	Strengthen state and national partnerships through collaboration, consultation, advocacy and knowledge exchange to improve decision making and facilitate the achievement of shared objectives. Partnerships include Council of Capital City Lord Mayors and the Greater Sydney Commission.	Office of the CEO
10.6.3	International partnerships	Utilise international partnerships programs to facilitate knowledge exchange and ensure the City benefits from the best and most current knowledge and processes to improve outcomes for the community and the area, including C40 and Global Resilient Cities Network.	Chief Operations Office / City Life

### Performance Measures

Objective Area	Measure Description	Unit	Target / Trend	Responsible Area
Accountability and transparency	GIPAA Formal Access Applications received	No.	—	People, Performance & Technology
Accountability and transparency	GIPAA Informal Access Applications received	No.	—	People, Performance & Technology

## 2021/22 Operational Plan

Objective Area	Measure Description	Unit	Target / Trend	Responsible Area
Accountability and transparency	Public Interest disclosures received	No.	–	Legal & Governance
Complaints processes	Complaints upheld regarding breaches of the code of conduct by City Councillors	No.	–	Legal & Governance
Complaints processes	Complaints upheld regarding fraud or corruption by City staff	No.	–	Legal & Governance
Workforce	Approved full time equivalent (FTE) establishment positions	No.	–	People, Performance & Technology
Workforce	Vacancy rate	%	–	People, Performance & Technology
Workforce	Lost time injuries	No.	↘	People, Performance & Technology
Customer service	Contacts via Online Business Services (OBS)	%	–	People, Performance & Technology
Customer service	Contacts by other channels (calls, counter)	%	–	People, Performance & Technology
Customer service	Calls answered within 30 seconds	%	65	People, Performance & Technology
Customer service	Calls completed at first contact	%	80	People, Performance & Technology
Customer service	Requests received	No.	–	People, Performance & Technology
Customer service	Requests actioned within agreed service standards	%	90	People, Performance & Technology

# 6. Annual Budget & Financial Statements

The City has produced a number of financial reports to demonstrate its plans and commitments over the ten year horizon of the Long Term Financial Plan.

The following briefly describes these schedules and any assumptions have not been previously discussed throughout the body of the plan.

Additional alternative schedules have been presented for the Income Statement and Cash Flow Forecast, to reflect potential scenarios resulting from the Covid-19 pandemic.

## **Income and Expenditure (Income Statement)**

Income & Expenditure Statements have been provided at summary and detailed level to reflect the City's ten year operational plan, including the 2021/22 budget and future years' forward estimates.

The summary report provides a high level overview, accords with the discussion in this plan, and aligns to the required Annual Financial Reports format.

Beyond the base case modelled in the main financial schedules, two additional scenarios have been added, modelling the impacts of:

- Extended recovery period for commercial property leasing and footway licencing income, reflecting market pressures and potential for extension of tenant support
- Slower than anticipated uplift in street furniture advertising income associated with the City's new contractual arrangement

The scenarios reflect a 'medium' and 'worst case' basis for the respective income streams. Details are shown in the body of the plan below and additional financial schedules are also included.

Additional income and expenditure reports then provide more detailed information for the base case:

- By main income and expenditure type
- By the City's organisational structure; and
- Distributed by the City's principal activities

## **Capital Works**

The Capital Works budget within the Long Term Financial Plan identifies each major project, rolling program and future project provision over the course of the ten year planning horizon.

The proposed Capital Works program includes a total of \$1,699.0M comprising Asset Enhancement programs of \$790.9M, Asset Renewal programs of \$900.1M and a Capital Contingency sum of \$8.0M.

## **Balance Sheet (Statement of Financial Position)**

The Balance Sheet reflects the City's financial assets, liabilities and equity over the ten years of the plan.

The ten year balance sheet reflects movements in cash and investments levels, the acquisition and divestment of assets and estimated movements in employee leave provisions, accounts payable and accounts receivable.

## **Cash Flow Forecast**

The Cash flow Forecast takes the Net Surplus result from the Income & Expenditure Statement, adjusts for non-cash transactional movements and allows for the Capital Expenditure program to forecast the movements in the City's total Cash Reserves.

Achieving this cash forecast is critical to ensuring the sustainability of the Long Term Financial Plan, and as such it will be one of the

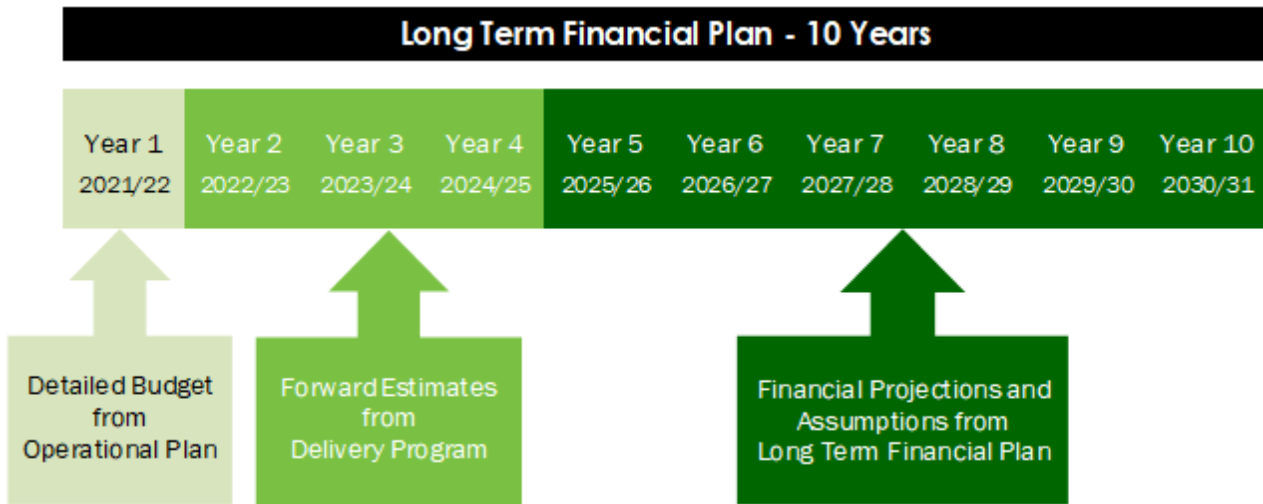
key measures that is regularly monitored and reviewed over the life of the plan.

As with the Income Statement, additional Cash Flow schedules have been included, modelling the same additional scenarios related to potential further Covid-19 impacts. As noted, a substantial potential impact to cash flows in 2021/22 financial year is the widespread deferral of rates instalments.

**Office of Local Government Performance Measures**

Projections relating to key performance measures are included in graphical format to provide additional context and to indicate performance trends over the period of the Plan.

Consistent with the requirements of the Office of Local Government, the Long Term Financial Plan projects financial forecasts for the City for ten years and is updated annually as part of the development of the Operational Plan.



## City of Sydney Income Statement

	\$'M	2021/22	2022/23	2023/24	2024/25	4 Year Total	2025/26	2026/27	2027/28	2028/29	2029/30	2030/31	10 Year Total
<b>Income from Continuing Operations</b>													
Rates & Annual Charges		378.2	387.5	397.3	407.3	1,570.2	417.6	428.3	439.2	450.6	462.2	474.1	4,242.3
Fees		117.1	127.0	126.5	129.5	500.1	132.6	135.9	139.3	143.0	146.7	150.6	1,348.3
Interest Income		2.4	1.7	2.7	2.7	9.5	3.2	2.9	2.6	3.1	2.9	2.8	27.1
Other Income		110.7	123.6	131.5	136.7	502.6	140.0	145.8	149.7	154.1	158.6	163.3	1,414.0
Grants and Contributions provided for Capital Purposes		37.5	48.0	49.8	50.0	185.3	48.5	47.9	59.1	40.7	39.0	39.3	459.7
Grants and Contributions provided for Operating Purposes		18.6	15.6	16.0	16.3	66.5	16.6	17.0	17.4	17.9	18.3	18.8	172.6
<b>Total Income from Continuing Operations</b>		<b>664.4</b>	<b>703.4</b>	<b>723.8</b>	<b>742.6</b>	<b>2,834.2</b>	<b>758.6</b>	<b>777.8</b>	<b>807.4</b>	<b>809.4</b>	<b>827.8</b>	<b>848.8</b>	<b>7,663.9</b>
<b>Expenses from Continuing Operations</b>													
Employee		247.7	251.8	257.6	264.1	1,021.2	270.6	277.6	284.6	292.2	301.5	312.0	2,759.8
Borrowing		0.0	0.0	0.0	0.0	0.0	0.0	0.0	0.0	0.0	0.0	0.0	0.0
Materials and Contracts		137.5	134.8	140.8	143.2	556.3	146.8	151.6	155.9	160.4	165.2	169.8	1,506.2
Depreciation Expense		113.9	115.9	118.8	120.1	468.7	121.3	123.0	124.3	125.5	126.3	129.6	1,218.6
Other Expenditure		138.0	140.5	141.8	148.5	568.8	149.0	150.7	154.7	163.4	163.7	168.3	1,518.6
<b>Total Expenses from Continuing Operations</b>		<b>637.1</b>	<b>643.0</b>	<b>659.0</b>	<b>676.0</b>	<b>2,615.0</b>	<b>687.7</b>	<b>702.9</b>	<b>719.5</b>	<b>741.5</b>	<b>756.7</b>	<b>779.8</b>	<b>7,003.2</b>
<b>Net Operating Result for the Year</b>		<b>27.3</b>	<b>60.4</b>	<b>64.8</b>	<b>66.6</b>	<b>219.2</b>	<b>70.8</b>	<b>74.9</b>	<b>87.9</b>	<b>67.8</b>	<b>71.1</b>	<b>69.1</b>	<b>660.8</b>

### Budgeted Income Statement

The above Income Statement (and other financial schedules) reflect the City's "base case" Net Operating Result, incorporating ongoing financial impacts of Covid-19 (and subsequent recovery) on the City's operations as detailed in the Long Term Financial Plan. Scenarios reflecting extended impacts of Covid-19 on key income streams have also been modelled and are included after the "base case" scenario financial schedules.

The City's budgeted Income Statement (and future year projections) is prepared with regard to International Financial Reporting Standards (AIFRS) and the NSW Office of Local Government's Code of Accounting Practice and Financial Reporting. The formatting of the statement above reflects this approach.

Major non-cash items that may impact the City's financial results include:

- the incremental increase / decrease arising from the annual market revaluation of the City's investment properties
- the initial recognition of transferable Heritage Floor Space (HFS) rights (upon initial award of HFS)

These items will have no initial impact upon the budgeted funds available for the Council and are therefore excluded from the annual budget and future years' financial estimates. Expected realisation of these assets through anticipated sale/divestment is reflected in forward estimates as applicable.

**City of Sydney**  
Detailed Income and Expenditure

	\$'M	2021/22	2022/23	2023/24	2024/25	4 Year Total	2025/26	2026/27	2027/28	2028/29	2029/30	2030/31	10 Year Total
<b>Operating Income</b>													
Advertising Income		9.2	17.0	17.4	17.8	61.3	18.2	18.7	19.1	19.6	20.1	20.6	177.7
Annual Charges		63.0	64.4	66.1	67.9	261.3	69.7	71.7	73.7	75.9	78.2	80.6	711.0
Aquatic Facilities Income		0.1	0.1	0.1	0.1	0.5	0.1	0.1	0.1	0.1	0.2	0.2	1.4
Building & Development Application Income		5.4	5.5	5.7	5.8	22.5	6.0	6.1	6.3	6.5	6.7	6.9	61.0
Building Certificate		1.2	1.2	1.3	1.3	5.0	1.3	1.4	1.4	1.4	1.5	1.5	13.5
Child Care Fees		1.5	1.6	1.6	1.7	6.4	1.7	1.7	1.8	1.8	1.9	2.0	17.3
Commercial Properties		61.2	71.6	76.7	80.6	290.0	82.6	86.8	89.2	91.9	94.7	97.5	832.7
Community Properties		10.2	10.4	10.6	10.9	42.1	11.2	11.5	11.8	12.2	12.5	12.9	114.1
Enforcement Income		39.0	39.8	40.7	41.8	161.2	42.8	44.0	45.2	46.6	48.0	49.4	437.1
Footway Licences		0.0	1.5	3.0	3.0	7.5	3.0	3.0	3.0	3.0	3.0	3.0	25.5
Grants and Contributions		12.3	9.3	9.5	9.6	40.7	9.8	10.0	10.2	10.4	10.7	10.9	102.8
Grants - Financial Assistance Grants		6.2	6.4	6.5	6.7	25.8	6.8	7.0	7.2	7.4	7.7	7.9	69.9
Health Related Income		1.8	1.8	1.9	1.9	7.5	2.0	2.0	2.1	2.2	2.2	2.3	20.2
Library Income		0.2	0.2	0.2	0.2	0.7	0.2	0.2	0.2	0.2	0.2	0.2	1.8
Other Building Fees		11.4	11.7	11.5	11.7	46.3	12.0	12.4	12.7	13.1	13.5	13.9	123.8
Other Fees		3.5	3.5	3.6	3.7	14.3	3.8	3.9	4.0	4.1	4.3	4.4	38.8
Other Income		0.7	0.7	0.8	0.8	3.0	0.8	0.8	0.8	0.9	0.9	0.9	8.1
Parking Meter Income		38.4	39.2	40.0	40.8	158.3	41.6	42.4	43.2	44.1	45.0	45.9	420.5
Parking Station Income		10.2	10.4	10.7	11.0	42.4	11.4	11.7	12.1	12.4	12.8	13.2	115.9
Private Work Income		6.6	6.7	6.9	7.0	27.2	7.2	7.4	7.6	7.8	8.1	8.3	73.6
Rates - Business CBD		168.7	173.2	177.5	182.0	701.4	186.5	191.2	196.0	200.9	205.9	211.1	1,892.9
Rates - Business Other		68.2	69.6	71.3	73.1	282.1	74.9	76.8	78.7	80.7	82.7	84.8	760.6
Rates - Residential		78.4	80.3	82.3	84.4	325.4	86.5	88.7	90.9	93.1	95.4	97.8	877.8
Sponsorship Income		0.2	0.2	0.2	0.3	1.0	0.3	0.3	0.3	0.3	0.3	0.3	2.6
Venue/Facility Income		8.9	9.1	9.3	9.5	36.8	9.8	10.0	10.3	10.6	11.0	11.3	99.9
Work Zone		16.3	16.7	14.1	14.4	61.5	14.8	15.2	15.6	16.1	16.6	17.0	156.7
Value in Kind - Revenue		1.8	1.8	1.9	1.9	7.4	2.0	2.0	2.1	2.1	2.2	2.3	20.1
<b>Total Operating Income</b>		<b>624.5</b>	<b>653.7</b>	<b>671.3</b>	<b>689.9</b>	<b>2,639.4</b>	<b>706.9</b>	<b>727.0</b>	<b>745.7</b>	<b>765.5</b>	<b>785.9</b>	<b>806.8</b>	<b>7,177.2</b>
<b>Operating Expenditure</b>													
Salaries and Wages		196.7	201.6	206.1	211.1	815.5	216.3	222.9	228.2	235.2	242.8	251.4	2,212.3
Other Employee Related Costs		1.5	1.6	1.6	1.6	6.3	1.7	1.7	1.8	1.8	1.9	1.9	17.1
Employee Oncosts		7.1	7.3	7.5	7.7	29.5	7.9	8.2	8.4	8.7	9.0	9.3	81.1
Agency Contract Staff		10.1	8.4	8.6	8.9	36.0	9.0	9.3	9.5	9.9	10.1	10.4	94.3
Superannuation		23.4	24.0	24.6	25.3	97.3	26.0	25.6	26.4	26.0	26.9	27.7	255.8
Travelling		0.2	0.2	0.2	0.2	0.8	0.2	0.2	0.2	0.2	0.2	0.2	2.1
Workers Compensation Insurance		6.4	6.5	6.7	6.8	26.4	7.0	7.2	7.4	7.6	7.8	8.1	71.5
Fringe Benefit Tax		0.7	0.7	0.7	0.8	2.9	0.8	0.8	0.8	0.8	0.9	0.9	7.9
Training Costs (excluding salaries)		1.6	1.6	1.7	1.7	6.6	1.8	1.8	1.8	1.9	2.0	2.0	17.9
<b>Salary Expense</b>		<b>247.7</b>	<b>251.8</b>	<b>257.6</b>	<b>264.1</b>	<b>641,021.2</b>	<b>270.6</b>	<b>277.6</b>	<b>284.6</b>	<b>292.2</b>	<b>301.5</b>	<b>312.0</b>	<b>2,759.8</b>



**City of Sydney**  
Detailed Income and Expenditure

	\$'M	2021/22	2022/23	2023/24	2024/25	4 Year Total	2025/26	2026/27	2027/28	2028/29	2029/30	2030/31	10 Year Total
<b>Operating Expenditure</b> (continued)													
Bad & Doubtful Debts		1.5	1.5	1.5	1.5	6.0	1.5	1.5	1.5	1.5	1.5	1.5	15.0
Consultancies		5.9	6.0	6.1	6.3	24.2	6.4	6.6	6.8	7.0	7.2	7.4	65.6
Enforcement & Infringement Costs		8.5	8.6	8.9	9.1	35.1	9.3	9.6	9.8	10.1	10.4	10.7	95.0
Event Related Expenditure		11.3	11.4	11.7	12.0	46.5	12.3	12.7	13.0	13.4	13.8	14.2	125.9
Expenditure Recovered		(5.6)	(4.5)	(4.6)	(4.8)	(19.6)	(4.9)	(5.0)	(5.2)	(5.3)	(5.5)	(5.6)	(51.1)
Facility Management		10.8	11.0	11.0	10.0	42.8	10.1	10.1	10.1	10.1	10.2	10.2	103.6
General Advertising		1.3	1.3	1.3	1.3	5.2	1.4	1.4	1.5	1.5	1.5	1.6	14.0
Governance		3.0	1.8	1.8	3.2	9.8	1.9	2.0	2.0	3.4	2.1	2.2	23.4
Government Authority Charges		7.3	7.9	8.1	8.3	31.6	8.5	8.7	9.0	9.2	9.5	9.8	86.4
Grants, Sponsorships and Donations		21.2	21.6	20.2	22.8	85.7	21.4	22.0	22.7	26.5	24.2	25.0	227.6
Infrastructure Maintenance		45.3	42.9	45.0	46.1	179.2	47.2	49.1	50.4	51.9	53.7	55.3	486.9
Insurance		5.1	5.2	5.4	5.5	21.2	5.7	5.9	6.1	6.2	6.4	6.6	58.1
IT Related Expenditure		14.2	14.4	14.8	15.2	58.6	15.6	16.0	16.4	16.9	17.4	17.9	158.9
Legal Fees		3.3	3.4	3.5	3.6	13.8	3.7	3.8	3.9	4.0	4.1	4.2	37.3
Operational Contingencies		7.0	7.0	7.0	7.0	28.0	7.0	7.0	7.0	7.0	7.0	7.0	70.0
Other Asset Maintenance		3.1	3.2	3.3	3.4	13.0	3.4	3.5	3.6	3.7	3.9	4.0	35.2
Other Operating Expenditure		12.1	12.3	12.6	13.0	50.1	13.3	11.4	11.7	12.1	12.4	12.8	123.7
Postage & Couriers		1.3	1.3	1.3	1.4	5.2	1.4	1.4	1.5	1.5	1.6	1.6	14.2
Printing & Stationery		1.5	1.5	1.6	1.6	6.2	1.6	1.7	1.7	1.8	1.8	1.9	16.8
Project Management & Other Project Costs		1.1	1.2	1.2	1.2	4.7	1.3	1.3	1.3	1.4	1.4	1.4	12.8
Property Related Expenditure		36.3	37.1	38.5	39.4	151.3	40.4	41.8	42.9	44.2	45.7	47.1	413.4
Service Contracts		23.7	20.9	22.9	23.7	91.3	24.6	25.6	26.9	28.0	28.8	29.6	254.8
Stores & Materials		4.5	4.6	4.7	4.8	18.7	5.0	5.1	5.2	5.4	5.6	5.7	50.8
Surveys & Studies		1.8	1.8	1.9	1.9	7.4	2.0	2.0	2.1	2.1	2.2	2.3	20.2
Telephone Charges		2.6	2.6	2.7	2.7	10.6	2.8	2.9	3.0	3.0	3.1	3.2	28.6
Utilities		11.9	12.2	12.5	12.8	49.4	13.1	13.5	13.8	14.3	14.7	15.1	133.9
Vehicle Maintenance		2.6	2.7	2.7	2.8	10.9	2.9	3.0	3.0	3.1	3.2	3.3	29.5
Waste Disposal Charges		22.5	23.0	23.7	24.4	93.7	25.2	25.9	26.7	27.5	28.3	29.2	256.5
Value in Kind - Expenditure		1.8	1.8	1.9	1.9	7.4	2.0	2.0	2.1	2.1	2.2	2.3	20.1
<b>Expenditure</b>		<b>266.8</b>	<b>265.8</b>	<b>273.1</b>	<b>282.2</b>	<b>1,087.9</b>	<b>286.1</b>	<b>292.4</b>	<b>300.7</b>	<b>313.8</b>	<b>318.6</b>	<b>327.7</b>	<b>2,927.2</b>
<b>Total Operating Expenditure (Excl Depreciation)</b>		<b>514.5</b>	<b>517.6</b>	<b>530.7</b>	<b>546.3</b>	<b>2,109.1</b>	<b>556.7</b>	<b>570.0</b>	<b>585.3</b>	<b>606.0</b>	<b>620.2</b>	<b>639.8</b>	<b>5,687.1</b>
<b>Operating Result (Before Depreciation, Interest, Capital-Related Costs and Capital Income)</b>		<b>110.0</b>	<b>136.1</b>	<b>140.6</b>	<b>143.5</b>	<b>530.2</b>	<b>150.2</b>	<b>157.0</b>	<b>160.4</b>	<b>159.6</b>	<b>165.7</b>	<b>167.0</b>	<b>1,490.2</b>

# City of Sydney

## Detailed Income and Expenditure

	\$'M	2021/22	2022/23	2023/24	2024/25	4 Year Total	2025/26	2026/27	2027/28	2028/29	2029/30	2030/31	10 Year Total
<b>Operating Result</b>		110.0	136.1	140.6	143.5	530.2	150.2	157.0	160.4	159.6	165.7	167.0	1,490.2
<b>Add Additional Income:</b>													
Interest		2.4	1.7	2.7	2.7	9.5	3.2	2.9	2.6	3.1	2.9	2.8	27.1
Grants and Contributions provided for Capital Purposes		37.5	48.0	49.8	50.0	185.3	48.5	47.9	59.1	40.7	39.0	39.3	459.7
<b>Less Additional Expenses:</b>													
Capital Project Related Costs		8.7	9.5	9.5	9.5	37.2	9.8	9.8	10.0	10.1	10.3	10.5	97.5
Depreciation Expense		113.9	115.9	118.8	120.1	468.7	121.3	123.0	124.3	125.5	126.3	129.6	1,218.6
<b>Net Operating Result - Surplus/(Deficit)</b>		27.3	60.4	64.8	66.6	219.2	70.8	74.9	87.9	67.8	71.1	69.1	660.8

# City of Sydney

## Operating Budget

### Organisation Summary - Operating Result (Before Depreciation, Interest, Capital-Related Costs and Capital Income)

	2021/22			2022/23	2023/24	2024/25	4 Year Total	2025/26	2026/27	2027/28	2028/29	2029/30	2030/31	10 Year Total
	\$M	Income	Expenditure	Op Surplus / (Deficit)	Op Surplus / (Deficit)	Op Surplus / (Deficit)	Op Surplus / (Deficit)	Op Surplus / (Deficit)	Op Surplus / (Deficit)	Op Surplus / (Deficit)	Op Surplus / (Deficit)	Op Surplus / (Deficit)	Op Surplus / (Deficit)	Op Surplus / (Deficit)
<b>City Life</b>	22.8	91.9	(69.1)	(70.1)	(70.0)	(71.9)	(281.1)	(73.9)	(76.1)	(78.4)	(80.9)	(83.5)	(86.2)	(760.1)
Creative City	4.6	33.5	(28.9)	(29.6)	(30.3)	(31.1)	(120.0)	(31.9)	(32.9)	(33.8)	(34.9)	(35.9)	(37.1)	(326.4)
Grants and Sponsorship	0.1	22.4	(22.3)	(22.4)	(21.0)	(21.6)	(87.2)	(22.2)	(22.9)	(23.6)	(24.4)	(25.2)	(26.0)	(231.4)
Social Programs and Services	7.4	20.1	(12.7)	(13.0)	(13.3)	(13.7)	(52.6)	(14.1)	(14.5)	(14.9)	(15.4)	(15.9)	(16.5)	(144.0)
City Business & Safety	3.2	6.4	(3.3)	(3.3)	(3.4)	(3.4)	(13.3)	(3.5)	(3.6)	(3.7)	(3.9)	(4.0)	(4.1)	(36.2)
City Life Management	0.0	1.7	(1.7)	(1.7)	(1.8)	(1.8)	(7.0)	(1.8)	(1.9)	(1.9)	(1.9)	(2.0)	(2.1)	(18.6)
Sustainability Programs	0.2	2.9	(2.6)	(2.7)	(2.8)	(2.8)	(10.9)	(2.9)	(3.0)	(3.1)	(3.2)	(3.3)	(3.4)	(29.9)
Venue Management	7.2	4.8	2.4	2.4	2.5	2.5	9.8	2.6	2.7	2.7	2.8	2.9	3.0	26.5
<b>City Services</b>	128.6	199.4	(70.8)	(63.1)	(69.7)	(70.4)	(274.0)	(72.3)	(72.7)	(75.1)	(77.6)	(80.7)	(83.7)	(736.1)
Security & Emergency Management	3.2	6.6	(3.3)	(3.4)	(3.5)	(3.6)	(13.8)	(3.7)	(3.8)	(3.9)	(4.0)	(4.2)	(4.3)	(37.7)
City Rangers	38.6	26.1	12.5	12.7	13.0	13.3	51.6	13.6	13.9	14.3	14.6	15.0	15.4	138.5
Parking and Fleet Services	48.9	16.7	32.2	32.8	33.5	34.2	132.6	34.8	35.5	36.2	36.8	37.5	38.1	351.6
City Greening and Leisure	1.2	38.7	(37.5)	(38.3)	(40.5)	(40.3)	(156.7)	(41.1)	(42.2)	(43.4)	(44.4)	(45.6)	(46.7)	(420.1)
City Services Management	0.0	0.5	(0.5)	(0.5)	(0.2)	(0.0)	(1.3)	0.2	0.4	0.6	0.8	0.8	0.8	2.2
City Infrastructure and Traffic Operations (CITO)	35.3	42.2	(6.9)	2.3	(1.2)	(1.3)	(7.1)	(1.5)	0.4	0.2	0.0	(0.3)	(0.5)	(8.7)
Cleansing & Waste	1.4	68.0	(66.5)	(68.0)	(69.9)	(71.8)	(276.2)	(73.8)	(75.9)	(78.1)	(80.5)	(83.0)	(85.5)	(752.9)
City Services Strategy	0.0	0.8	(0.8)	(0.8)	(0.8)	(0.8)	(3.2)	(0.9)	(0.9)	(0.9)	(0.9)	(1.0)	(1.0)	(8.8)
<b>City Projects and Property</b>	71.8	74.5	(2.7)	8.2	12.7	14.9	33.2	15.1	17.1	17.5	17.9	18.1	18.5	137.3
City Property	71.8	64.0	7.8	18.6	23.4	25.8	75.6	26.4	28.7	29.4	30.2	30.9	31.7	253.0
CPP - Infrastructure Delivery	0.0	1.2	(1.2)	(0.9)	(0.9)	(1.0)	(4.0)	(1.0)	(1.0)	(1.1)	(1.1)	(1.1)	(1.2)	(10.6)
CPP - Development and Strategy	0.0	3.8	(3.8)	(3.9)	(4.0)	(4.1)	(15.7)	(4.2)	(4.3)	(4.4)	(4.6)	(4.7)	(4.9)	(42.8)
CPP - Professional Services	0.0	5.5	(5.5)	(5.6)	(5.7)	(5.9)	(22.7)	(6.1)	(6.3)	(6.5)	(6.7)	(6.9)	(7.1)	(62.2)
<b>City Planning Development and Transport</b>	19.4	42.6	(23.2)	(23.6)	(24.8)	(25.5)	(97.1)	(26.2)	(27.1)	(27.9)	(28.8)	(29.8)	(30.8)	(267.7)
Health & Building	2.5	15.4	(12.9)	(13.2)	(13.6)	(14.0)	(53.7)	(14.4)	(14.8)	(15.2)	(15.7)	(16.3)	(16.8)	(146.9)
Planning Assessments	5.2	14.2	(9.0)	(9.1)	(9.3)	(9.6)	(37.0)	(9.9)	(10.2)	(10.5)	(10.8)	(11.2)	(11.6)	(101.0)
Strategic Planning and Urban Design	0.7	5.7	(5.1)	(5.2)	(5.3)	(5.5)	(21.1)	(5.6)	(5.8)	(6.0)	(6.2)	(6.4)	(6.6)	(57.6)
City Access	0.2	4.5	(4.3)	(4.4)	(4.5)	(4.6)	(17.8)	(4.7)	(4.9)	(5.0)	(5.2)	(5.3)	(5.5)	(48.3)
Construction & Building Certification Services	10.9	2.8	8.1	8.3	8.0	8.1	32.5	8.3	8.6	8.8	9.0	9.3	9.6	86.1

# City of Sydney

## Operating Budget

### Organisation Summary - Operating Result (Before Depreciation, Interest, Capital-Related Costs and Capital Income)

	2021/22			2022/23	2023/24	2024/25	4 Year Total	2025/26	2026/27	2027/28	2028/29	2029/30	2030/31	10 Year Total
	Income	Expenditure	Op Surplus / (Deficit)	Op Surplus / (Deficit)	Op Surplus / (Deficit)	Op Surplus / (Deficit)	Op Surplus / (Deficit)	Op Surplus / (Deficit)	Op Surplus / (Deficit)	Op Surplus / (Deficit)	Op Surplus / (Deficit)	Op Surplus / (Deficit)	Op Surplus / (Deficit)	Op Surplus / (Deficit)
<b>Chief Executive Office</b>	0.0	9.1	(9.1)	(9.3)	(9.5)	(9.8)	(37.8)	(10.1)	(10.4)	(10.7)	(11.0)	(11.4)	(11.7)	(102.9)
Office of the Lord Mayor	0.0	3.7	(3.7)	(3.8)	(3.9)	(4.0)	(15.3)	(4.1)	(4.2)	(4.3)	(4.5)	(4.6)	(4.7)	(41.6)
Chief Executive Office	0.0	2.3	(2.3)	(2.3)	(2.4)	(2.4)	(9.4)	(2.5)	(2.6)	(2.7)	(2.7)	(2.8)	(2.9)	(25.6)
Secretariat	0.0	1.0	(1.0)	(1.0)	(1.0)	(1.0)	(4.0)	(1.1)	(1.1)	(1.1)	(1.2)	(1.2)	(1.2)	(10.8)
Councillor Support	0.0	2.2	(2.2)	(2.3)	(2.3)	(2.4)	(9.1)	(2.4)	(2.5)	(2.6)	(2.7)	(2.7)	(2.8)	(24.9)
<b>Chief Operations Office</b>	0.8	24.6	(23.8)	(23.5)	(24.1)	(24.7)	(96.0)	(25.4)	(26.8)	(26.9)	(27.8)	(28.7)	(30.4)	(262.2)
Chief Operations Office	0.5	2.0	(1.5)	(1.5)	(1.5)	(1.5)	(6.1)	(1.6)	(1.7)	(1.7)	(1.8)	(1.9)	(1.9)	(16.7)
Sustainability	0.0	1.7	(1.7)	(1.7)	(1.7)	(1.8)	(6.9)	(1.8)	(1.9)	(2.0)	(2.0)	(2.1)	(2.1)	(18.8)
Strategy, Urban Analytics & Communications	0.1	12.9	(12.9)	(12.5)	(12.9)	(13.2)	(51.5)	(13.6)	(14.7)	(14.4)	(14.8)	(15.3)	(16.6)	(140.8)
City Design	0.1	2.7	(2.6)	(2.6)	(2.6)	(2.7)	(10.6)	(2.8)	(2.9)	(3.0)	(3.1)	(3.2)	(3.3)	(28.7)
Green Square	0.0	0.7	(0.7)	(0.7)	(0.7)	(0.8)	(2.9)	(0.8)	(0.8)	(0.8)	(0.9)	(0.9)	(0.9)	(8.0)
City Transformation	0.1	0.2	(0.1)	(0.0)	(0.0)	(0.0)	(0.2)	(0.1)	(0.1)	(0.1)	(0.1)	(0.1)	(0.1)	(0.6)
Green Infrastructure	0.0	0.7	(0.7)	(0.7)	(0.7)	(0.7)	(2.9)	(0.8)	(0.8)	(0.8)	(0.8)	(0.9)	(0.9)	(7.8)
Project Management Office	0.0	0.4	(0.4)	(0.4)	(0.4)	(0.4)	(1.6)	(0.4)	(0.4)	(0.4)	(0.5)	(0.5)	(0.5)	(4.3)
Strategic Community Engagement	0.0	1.2	(1.2)	(1.2)	(1.2)	(1.3)	(4.9)	(1.3)	(1.3)	(1.4)	(1.4)	(1.5)	(1.5)	(13.3)
Indigenous Leadership and Engagement	0.1	1.0	(0.9)	(1.0)	(1.0)	(1.0)	(3.9)	(1.1)	(1.1)	(1.1)	(1.2)	(1.2)	(1.2)	(10.8)
City Conversations	0.0	1.1	(1.1)	(1.1)	(1.1)	(1.2)	(4.5)	(1.2)	(1.2)	(1.3)	(1.3)	(1.4)	(1.4)	(12.4)
<b>People Performance and Technology</b>	2.5	46.8	(44.2)	(43.9)	(45.1)	(46.2)	(179.5)	(47.4)	(48.7)	(50.1)	(51.7)	(53.4)	(55.0)	(485.8)
Customer Service	2.5	6.9	(4.4)	(4.5)	(4.6)	(4.7)	(18.1)	(4.9)	(5.0)	(5.2)	(5.3)	(5.5)	(5.7)	(49.6)
Workforce Services	0.0	10.3	(10.3)	(10.5)	(10.7)	(11.0)	(42.5)	(11.2)	(11.5)	(11.8)	(12.2)	(12.6)	(13.0)	(114.8)
Technology and Digital Services	0.0	20.5	(20.5)	(19.7)	(20.2)	(20.7)	(81.1)	(21.3)	(21.9)	(22.5)	(23.2)	(23.9)	(24.7)	(218.5)
Data and Information Management Services	0.0	7.6	(7.6)	(7.8)	(8.0)	(8.2)	(31.5)	(8.4)	(8.6)	(8.9)	(9.2)	(9.5)	(9.8)	(85.9)
Business and Service Improvement	0.0	1.2	(1.2)	(1.2)	(1.3)	(1.3)	(5.0)	(1.3)	(1.4)	(1.4)	(1.5)	(1.5)	(1.5)	(13.6)
Internal Office Services	0.0	0.3	(0.3)	(0.3)	(0.3)	(0.3)	(1.2)	(0.3)	(0.3)	(0.3)	(0.4)	(0.4)	(0.4)	(3.3)
<b>Chief Financial Office</b>	0.5	10.7	(10.2)	(10.4)	(10.5)	(10.8)	(42.0)	(11.1)	(11.4)	(11.8)	(12.2)	(12.5)	(12.9)	(113.9)
<b>Legal and Governance</b>	1.7	15.8	(14.1)	(13.1)	(13.4)	(15.2)	(55.7)	(14.2)	(14.6)	(15.0)	(16.9)	(16.0)	(16.5)	(148.9)
<b>Corporate Costs</b>	376.4	(0.7)	377.1	385.0	395.0	403.2	1,560.3	415.7	427.7	438.8	448.6	463.6	475.8	4,230.5
<b>Council</b>	624.5	514.5	110.0	136.1	140.6	143.5	530.2	150.2	157.0	160.4	159.6	165.7	167.0	1,490.2

## City of Sydney

### Summary of Income and Expenditure by Principal Activity

Council has adopted the Strategic Directions from the Sustainable Sydney 2030 vision as its Principal Activities for this Delivery Program. A number of Principal Activities are largely of an advocacy and facilitation role for the City (such as Housing for a Diverse Population) and not one of direct service provision. As a result, the proposed budget does not reflect substantial operational costs (particularly salaries expenditure) incurred indirectly in delivering this Principal Activity. The Principal Activity for *A City for Walking and Cycling*, for example, will be largely achieved via capital works for infrastructure and reflects minimal operational expenditure.

The summary of income and expenditure by Principal Activity below includes both the proposed operational budgets and the capital works program (for 2021/22) to better reflect the allocation of Council funds towards these major directions.

	2021/22				2022/23	2023/24	2024/25	2025/26	2026/27	2027/28	2028/29	2029/30	2030/31
	Income	Expenditure	Net Surplus/ (Deficit)	Capital									
	Net Surplus/(Deficit) by Year												
A globally competitive and innovative city	39.2	55.0	(15.8)	0.0	(12.4)	(12.8)	(13.2)	(13.6)	(14.7)	(14.5)	(15.0)	(15.5)	(16.8)
A leading environmental performer	1.5	79.4	(77.8)	31.5	(79.2)	(81.4)	(83.6)	(85.9)	(88.4)	(90.9)	(93.8)	(96.6)	(99.6)
Integrated transport for a connected city	91.8	53.6	38.2	42.1	43.3	40.9	41.9	42.9	45.8	46.9	47.8	48.4	49.2
A city for walking and cycling	0.0	1.9	(1.9)	67.9	(1.9)	(2.0)	(2.0)	(2.1)	(2.2)	(2.2)	(2.3)	(2.4)	(2.4)
A lively and engaging city centre	0.0	0.3	(0.3)	0.2	(0.3)	(0.3)	(0.3)	(0.3)	(0.3)	(0.4)	(0.4)	(0.4)	(0.4)
Resilient and inclusive local communities	28.4	98.2	(69.8)	60.0	(81.0)	(79.4)	(80.3)	(87.9)	(89.9)	(94.1)	(96.9)	(99.9)	(102.8)
A cultural and creative city	2.2	9.1	(6.9)	9.9	(7.0)	(7.2)	(7.4)	(7.6)	(7.9)	(8.1)	(8.4)	(8.6)	(8.9)
Housing for a diverse community	0.0	5.4	(5.4)	0.0	(3.9)	(3.9)	(4.0)	(2.6)	(2.7)	(2.7)	(2.8)	(2.9)	(3.0)
Sustainable development, renewal and design	39.5	40.8	(1.3)	0.0	18.9	19.7	19.0	17.3	16.8	16.2	11.6	9.0	8.3
Implementation through effective governance and partnerships	461.8	293.4	168.4	32.7	184.1	191.3	196.5	210.6	218.4	237.7	227.9	240.0	245.6
<b>Total Council</b>	<b>664.4</b>	<b>637.1</b>	<b>27.3</b>	<b>244.3</b>	<b>60.4</b>	<b>64.8</b>	<b>66.6</b>	<b>70.8</b>	<b>74.9</b>	<b>87.9</b>	<b>67.8</b>	<b>71.1</b>	<b>69.1</b>

# City of Sydney

## Capital Works Expenditure Summary

The City's Capital Works Program is built around a number of significant projects that will expand and/or significantly upgrade the provision of infrastructure and facilities for the community, and Capital Programs that underpin key asset groups such as public domain, roads, footways, pools, open space and community facilities. The proposed program will enable the commencement and completion of many identified priorities and progress a number of Sustainable Sydney 2030 projects. The program prepared is in line with the agreed long term financial parameters and represents the City's capacity to deliver the program each year and expenditure provisions for significant projects which may be delivered by third parties.

\$'M	Prior Years Total	2021/22	2022/23	2023/24	2024/25	4 Years Total	2025/26	2026/27	2027/28	2028/29	2029/30	2030/31	10 Year Total	Total Project Budget
<b>Asset Enhancement</b>														
Bicycle Related Works	30.2	19.6	14.7	11.6	13.5	59.4	4.6	5.5	1.5	2.0	0.1		73.2	103.5
Green Infrastructure	41.2	6.0	3.0	1.8	1.5	12.4	1.1	1.1					14.6	55.9
Open Space and Parks	99.9	21.6	29.5	29.6	8.1	88.7	12.0	21.1	21.6	22.9	24.1	24.1	214.4	314.3
Properties - Community, Cultural and Recreational	176.5	11.0	28.6	34.0	7.1	80.7	9.5	8.1	10.7	12.0	12.0	12.0	145.1	321.6
Properties - Investment and Operational	2.6	3.2	0.0	0.7	0.5	4.5	1.0	2.0	3.0	3.0	4.0	4.0	21.5	24.0
Public Art	5.0	4.4	3.0	1.2	1.6	10.2	0.5	1.3		1.0		1.0	14.0	19.0
Public Domain	372.6	65.8	23.2	26.2	25.3	140.5	20.9	15.8	17.7	19.2	15.9	13.3	243.3	615.9
Stormwater Drainage	80.5	15.2	8.6	1.5	1.7	27.0	4.2	5.5	6.7	6.2	6.6	6.6	62.7	143.2
<b>Asset Enhancement Projects Total</b>	<b>808.6</b>	<b>147.0</b>	<b>110.6</b>	<b>106.4</b>	<b>59.3</b>	<b>423.4</b>	<b>53.8</b>	<b>60.5</b>	<b>61.2</b>	<b>66.3</b>	<b>62.7</b>	<b>61.0</b>	<b>788.8</b>	<b>1,597.4</b>
<b>Asset Renewal (Rolling Programs)</b>														
Infrastructure - Roads Bridges Footways		11.4	11.7	12.5	12.6	48.1	14.2	15.0	16.5	18.3	19.4	19.4	150.9	150.9
Open Space and Parks		20.0	18.1	23.5	25.1	86.6	24.9	24.1	25.5	23.8	25.2	25.3	235.5	235.5
Properties Assets		31.3	38.4	37.6	40.6	147.9	39.0	31.9	27.6	24.7	23.9	26.0	321.0	321.0
Public Art		1.0	0.8	0.8	0.8	3.3	0.8	0.7	0.8	0.8	0.7	0.7	7.8	7.8
Public Domain		22.2	12.1	11.9	11.9	58.1	15.4	17.3	16.2	14.0	12.3	11.6	145.0	145.0
Stormwater Drainage		3.5	4.5	5.5	5.5	19.0	5.5	3.5	3.5	3.5	3.5	3.5	42.0	42.0
<b>Asset Renewal Programs Total</b>		<b>89.3</b>	<b>85.5</b>	<b>91.7</b>	<b>96.5</b>	<b>363.0</b>	<b>99.8</b>	<b>92.6</b>	<b>90.1</b>	<b>85.1</b>	<b>85.0</b>	<b>86.5</b>	<b>902.2</b>	<b>902.2</b>
<b>TOTAL CAPITAL WORKS</b>	<b>808.6</b>	<b>236.3</b>	<b>196.2</b>	<b>198.1</b>	<b>155.8</b>	<b>786.4</b>	<b>153.5</b>	<b>153.1</b>	<b>151.3</b>	<b>151.4</b>	<b>147.7</b>	<b>147.5</b>	<b>1,691.0</b>	<b>2,499.5</b>
<b>Contingency</b>														
Capital Works Contingency		8.0				8.0							8.0	8.0
<b>Total Contingency</b>		<b>8.0</b>	<b>0.0</b>	<b>0.0</b>	<b>0.0</b>	<b>8.0</b>	<b>0.0</b>	<b>0.0</b>	<b>0.0</b>	<b>0.0</b>	<b>0.0</b>	<b>0.0</b>	<b>8.0</b>	<b>8.0</b>

City of Sydney  
Balance Sheet

	\$'M	2021/22	2022/23	2023/24	2024/25	2025/26	2026/27	2027/28	2028/29	2029/30	2030/31
<b>ASSETS</b>											
<b>Current Assets</b>											
Cash and Investments		313.2	298.1	363.0	314.2	284.2	256.3	234.6	235.3	202.4	212.7
Receivables		100.5	102.8	103.5	104.3	105.0	105.9	106.6	107.4	108.2	109.1
Prepayments		6.0	6.0	6.0	6.0	6.0	6.0	6.0	6.0	6.0	6.0
Inventory		0.6	0.6	0.6	0.6	0.6	0.6	0.6	0.6	0.6	0.6
<b>Current Assets Total</b>		<b>420.3</b>	<b>407.5</b>	<b>473.1</b>	<b>425.1</b>	<b>395.8</b>	<b>368.8</b>	<b>347.8</b>	<b>349.3</b>	<b>317.2</b>	<b>328.4</b>
<b>Non-Current Assets</b>											
Capital Works, Infrastructure, Investment Properties and P&A		14,196.9	14,264.1	14,267.5	14,379.1	14,482.4	14,588.5	14,701.5	14,773.4	14,880.8	14,944.7
<b>Non Current Assets</b>		<b>14,196.9</b>	<b>14,264.1</b>	<b>14,267.5</b>	<b>14,379.1</b>	<b>14,482.4</b>	<b>14,588.5</b>	<b>14,701.5</b>	<b>14,773.4</b>	<b>14,880.8</b>	<b>14,944.7</b>
<b>Total Assets</b>		<b>14,617.1</b>	<b>14,671.6</b>	<b>14,740.6</b>	<b>14,804.3</b>	<b>14,878.2</b>	<b>14,957.2</b>	<b>15,049.3</b>	<b>15,122.7</b>	<b>15,198.1</b>	<b>15,273.1</b>
<b>LIABILITIES</b>											
<b>Current Liabilities</b>											
Payables		158.3	152.3	156.5	153.6	156.7	160.8	165.0	170.6	174.8	180.9
Provisions		74.1	74.1	74.1	74.1	74.1	74.1	74.1	74.1	74.1	74.1
<b>Current Liabilities Total</b>		<b>232.4</b>	<b>226.4</b>	<b>230.6</b>	<b>227.7</b>	<b>230.8</b>	<b>234.9</b>	<b>239.1</b>	<b>244.7</b>	<b>248.9</b>	<b>255.0</b>
<b>Non-Current Liabilities</b>											
Provisions		22.8	22.8	22.8	22.8	22.8	22.8	22.8	22.8	22.8	22.8
<b>Non-Current Liabilities Total</b>		<b>22.8</b>	<b>22.8</b>	<b>22.8</b>	<b>22.8</b>	<b>22.8</b>	<b>22.8</b>	<b>22.8</b>	<b>22.8</b>	<b>22.8</b>	<b>22.8</b>
<b>Total Liabilities</b>		<b>255.2</b>	<b>249.2</b>	<b>253.4</b>	<b>250.5</b>	<b>253.6</b>	<b>257.7</b>	<b>261.9</b>	<b>267.5</b>	<b>271.7</b>	<b>277.8</b>
<b>Net Assets</b>		<b>14,361.9</b>	<b>14,422.4</b>	<b>14,487.2</b>	<b>14,553.8</b>	<b>14,624.6</b>	<b>14,699.5</b>	<b>14,787.4</b>	<b>14,855.2</b>	<b>14,926.3</b>	<b>14,995.4</b>
<b>EQUITY</b>											
<b>Equity</b>		<b>14,361.9</b>	<b>14,422.4</b>	<b>14,487.2</b>	<b>14,553.8</b>	<b>14,624.6</b>	<b>14,699.5</b>	<b>14,787.4</b>	<b>14,855.2</b>	<b>14,926.3</b>	<b>14,995.4</b>

# City of Sydney

## Cash Flow Forecast

\$M	2021/22	2022/23	2023/24	2024/25	2025/26	2026/27	2027/28	2028/29	2029/30	2030/31
<b>Revenue:</b>										
Rates and Annual Charges	378.2	387.5	397.3	407.3	417.6	428.3	439.2	450.6	462.2	474.1
Other Operating Income	244.6	264.4	272.2	280.6	287.3	296.7	304.4	312.8	321.5	330.4
<b>Operating Income</b>	<b>622.7</b>	<b>651.9</b>	<b>669.4</b>	<b>687.9</b>	<b>704.9</b>	<b>725.0</b>	<b>743.6</b>	<b>763.4</b>	<b>783.7</b>	<b>804.5</b>
<b>Expenses:</b>										
Salary & Wages Expenditure	247.7	251.8	257.6	264.1	270.6	277.6	284.6	292.2	301.5	312.0
Other Operating Expenditure	265.0	263.9	271.2	280.3	284.1	290.4	298.6	311.6	316.4	325.5
<b>Operating Expenditure</b>	<b>512.7</b>	<b>515.7</b>	<b>528.8</b>	<b>544.4</b>	<b>554.7</b>	<b>568.0</b>	<b>583.2</b>	<b>603.8</b>	<b>618.0</b>	<b>637.5</b>
<b>Operating Surplus</b>	<b>110.0</b>	<b>136.1</b>	<b>140.6</b>	<b>143.5</b>	<b>150.2</b>	<b>157.0</b>	<b>160.4</b>	<b>159.6</b>	<b>165.7</b>	<b>167.0</b>
<b>Other Non Operating:</b>										
Interest income	2.4	1.7	2.7	2.7	3.2	2.9	2.6	3.1	2.9	2.8
Capital Related Project Expenses*	(8.7)	(9.5)	(9.5)	(9.5)	(9.8)	(9.8)	(10.0)	(10.1)	(10.3)	(10.5)
Depreciation	(113.9)	(115.9)	(118.8)	(120.1)	(121.3)	(123.0)	(124.3)	(125.5)	(126.3)	(129.6)
Capital Grants and Contributions	37.5	48.0	49.8	50.0	48.5	47.9	59.1	40.7	39.0	39.3
<b>Net Surplus/(Deficit)</b>	<b>27.3</b>	<b>60.4</b>	<b>64.8</b>	<b>66.6</b>	<b>70.8</b>	<b>74.9</b>	<b>87.9</b>	<b>67.8</b>	<b>71.1</b>	<b>69.1</b>
<b>Add Back:</b>										
Depreciation	113.9	115.9	118.8	120.1	121.3	123.0	124.3	125.5	126.3	129.6
Non-Cash Asset Adjustments	2.2	0.0	0.0	0.0	0.0	0.0	0.0	0.0	0.0	0.1
<b>Cash Surplus before Capital Expenditure</b>	<b>143.4</b>	<b>176.3</b>	<b>183.6</b>	<b>186.7</b>	<b>192.1</b>	<b>197.9</b>	<b>212.2</b>	<b>193.3</b>	<b>197.4</b>	<b>198.7</b>
<b>Capital Expenditure</b>										
Capital Works	(244.3)	(196.2)	(198.1)	(155.8)	(153.5)	(153.1)	(151.3)	(151.4)	(147.7)	(147.5)
Plant and Asset Acquisitions/ICT Projects	(27.5)	(26.0)	(26.0)	(26.0)	(26.0)	(26.0)	(26.0)	(26.0)	(26.0)	(26.0)
Property (Acquisitions)/Divestments	(131.9)	39.0	102.0	(50.0)	(45.0)	(50.0)	(60.0)	(20.0)	(60.0)	(20.0)
<b>Total Capital Expenditure</b>	<b>(403.7)</b>	<b>(183.2)</b>	<b>(122.1)</b>	<b>(231.8)</b>	<b>(224.5)</b>	<b>(229.1)</b>	<b>(237.3)</b>	<b>(197.4)</b>	<b>(233.7)</b>	<b>(193.5)</b>
<b>Net Receivables/Payables Movement</b>	<b>19.2</b>	<b>(8.2)</b>	<b>3.5</b>	<b>(3.8)</b>	<b>2.5</b>	<b>3.2</b>	<b>3.4</b>	<b>4.8</b>	<b>3.4</b>	<b>5.2</b>
<b>Cash Surplus/(Deficit)</b>	<b>(241.1)</b>	<b>(15.1)</b>	<b>64.9</b>	<b>(48.8)</b>	<b>(30.0)</b>	<b>(27.9)</b>	<b>(21.7)</b>	<b>0.7</b>	<b>(33.0)</b>	<b>10.3</b>
<b>Total Cash at Beginning of Period</b>	<b>554.3</b>	<b>313.2</b>	<b>298.1</b>	<b>363.0</b>	<b>314.2</b>	<b>284.2</b>	<b>256.3</b>	<b>234.6</b>	<b>235.3</b>	<b>202.4</b>
Cash Surplus/(Deficit)	(241.1)	(15.1)	64.9	(48.8)	(30.0)	(27.9)	(21.7)	0.7	(33.0)	10.3
<b>Total Cash at End of Period</b>	<b>313.2</b>	<b>298.1</b>	<b>363.0</b>	<b>314.2</b>	<b>284.2</b>	<b>256.3</b>	<b>234.6</b>	<b>235.3</b>	<b>202.4</b>	<b>212.7</b>

\* This item of expenditure is included within Materials and Contracts expense on the Income Statement



# City of Sydney

## Asset Replacement and Sales (including Information Services - Capital Projects)

Council holds assets to ensure its financial viability, for commercial and strategic reasons, and to meet the needs of its operations.

Depreciating assets, such as plant, equipment and vehicles, held for Council's operations are changed or replaced in line with Council's current needs and the operational life of the asset. The City replaces its light fleet every two years or 40,000km excluding utility vehicles which are replaced every three years or 60,000km. The City also adopts a replacement program to renew its Personal Computer assets on an average three-yearly cycle.

The City has a program of upgrades and enhancements to information systems. These can include installation and configuration of 3rd party software and development of new in-house solutions.

Where these system developments are deemed to have an enduring benefit to the City, the costs of the project are capitalised as assets within the Fixed Asset Register, and amortised over an appropriate useful life. Capitalisation of costs is consistent with the City's *Asset Recognition and Capitalisation Policy*.

## Summary of Expenditure - 2021/22

\$M	2021/22		Net Budget
	Acquisitions	Sales	
Books & Library Resources	0.9	0.0	0.9
Information Technology (Equipment)	2.0	0.0	2.0
Technology and Digital Services - Capital Projects	18.3	0.0	18.3
Vehicles and Plant	4.7	(0.5)	4.2
Equipment, Furniture & Fittings and Miscellaneous	2.0	0.0	2.0
<b>Total</b>	<b>28.0</b>	<b>(0.5)</b>	<b>27.5</b>

## Statement of Business or Commercial Activities

The City of Sydney expects to continue with Parking Stations as a Category 1 business activity. In a typical operating environment, these commercial activities provide an additional source of funding that enables the Council to continue to provide enhanced services and infrastructure delivery without placing additional burden on the City's ratepayers.

## Revenue Policy - Charges for Works Carried out on Private Land

Council does not generally carry out works on private land, however if Council were required to undertake such works (e.g. the construction of a private road), then the works would be charged at the appropriate commercial rate.

This page intentionally left blank

The City's performance in respect of the mandated Office of Local Government Performance measures is detailed below. The charts demonstrate performance trends on the basis of forward projections contained in the Long Term Financial Plan, and estimates related to future asset maintenance and renewal requirements (per the Asset Management Plan) and infrastructure backlog.

The formulas used in the calculations, as provided by the NSW Office of Local Government, are also included.

The graphs plot the 3-year average performance for each year shown (with the exception of the Infrastructure Backlog Ratio and the Real Operating Expenditure per Capita, shown as 'snapshot' performance). e.g. 2021/22 will show average performance for the 3 years to 2021/22 (2019/20, 2020/21, 2021/22).

### Sustainability

#### Operating Performance Ratio



$$\frac{\text{Operating Revenue (excl Capital Grants \& Contributions)}}{\text{less Operating Expenses}}$$

$$\text{Operating Revenue (excl Capital Grants \& Contributions)}$$

The City's Operating Performance projections reflect the impact of the Covid-19 pandemic on the City's operations, and subsequent recovery in later years. A one-off income item related to the award of Heritage Floor Space rights on City properties has (temporarily) skewed earlier years' results, due to the effect of reporting a rolling average ratio result.

Forward estimates anticipate a financial recovery reflecting a return to long term averages over time. The base case of the model relies upon the recovery of key income sources by 2022/23, and scenarios have been provided within this Long Term Financial Plan modelling financial impacts of an extended period of recovery.

#### Own Source Revenue



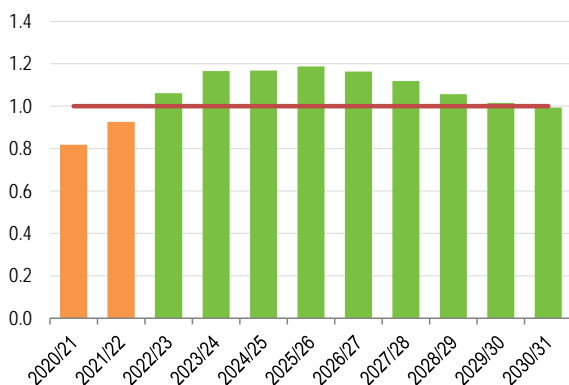
$$\text{Total continuing operating revenue less all grants and contributions}$$

$$\frac{\text{Total Operating Revenue}}{\text{(inclusive of Capital Grants and Contributions)}}$$

The City's Own Source Operating Revenue is already well above the required benchmark level and is forecast to continue to grow as a proportion of total operating revenue.

As detailed in the Long Term Financial Plan document, minor incremental growth in the City's rates base and the assumed continuation of the "cap" on developer contributions per new dwelling will result in capital income representing a declining proportion of the City's income base, reflected in the gradual increase in the Own Source Revenue ratio. The ratio may be impacted in any given year by higher-than-expected capital income receipts.

#### Building and Infrastructure Asset Renewal Ratio



$$\text{Actual Asset Renewals}$$

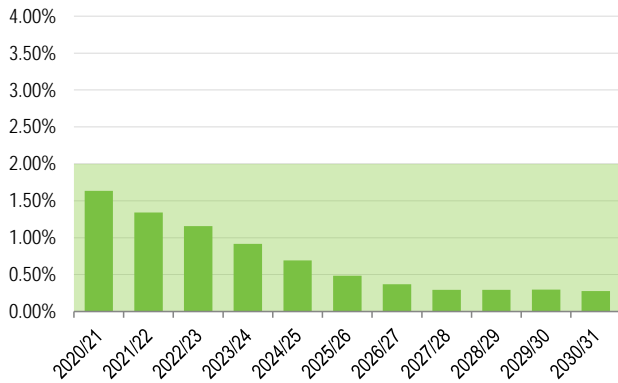
$$\text{Required Renewal* of Building and Infrastructure Assets}$$

Rather than utilise depreciation expense as an arbitrary proxy, the required renewal of building and infrastructure assets is instead sourced from the Asset Management Plan within the City's Integrated Planning and Reporting documents. Depreciation rates are also re-assessed regularly to reflect appropriate useful lives for assets, but the straight line methodology inevitably presents a limitation.

Ratio performance is forecast to exceed benchmark in the middle years of the plan, as capital works delivery transitions from the completion of new infrastructure in Green Square, and identified asset backlog is addressed. Ratio performance is projected to return to benchmark levels in the later years of the plan, in line with long term aims.

Infrastructure and Service Management

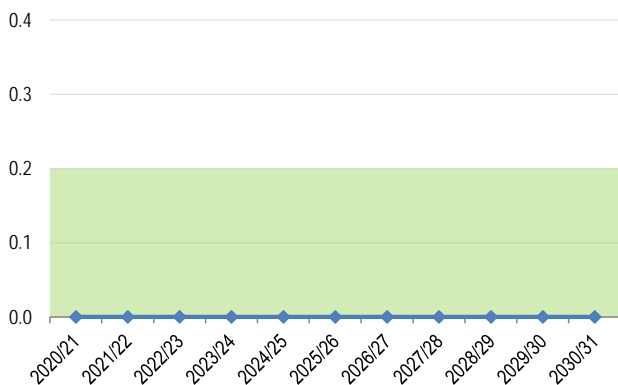
Infrastructure Backlog Ratio



Asset Maintenance Ratio

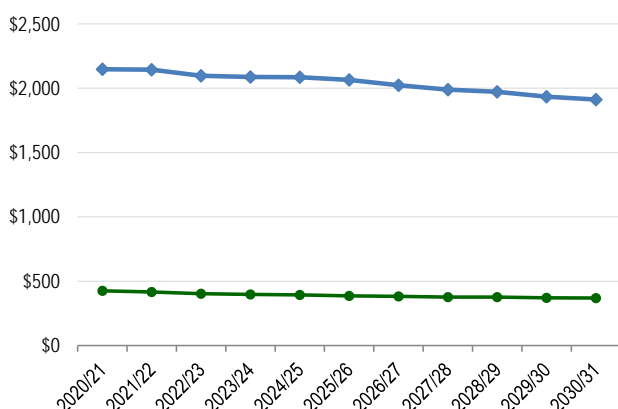


Debt Service Ratio



Efficiency

Real Operating Expenditure per capita



Estimated Costs to Bring Assets to a Satisfactory Standard

Written Down Value of Infrastructure  
(incl roads and drainage assets), Building, Other Structures and Depreciable Land Improvements Assets

The City holds the view that the vast majority of its buildings and infrastructure are currently maintained at or above a "satisfactory standard". The identified infrastructure backlog is subject to ongoing review, to ensure that backlog levels reported are reflective of those assets deemed to be at less than "satisfactory standard".

The City's projected Infrastructure Backlog ratio is subject to future assessments of asset condition, and therefore difficult to predict. However, the ratio result is expected to improve as targeted renewal works (per the City's asset management plans) are completed. Condition assessments of assets are also completed periodically, in order to better prioritise works.

Actual Asset Maintenance

Required Asset Maintenance

In line with the City's Asset Management Plan, asset maintenance is forecast to remain at (or near to) benchmark over the life of the plan.

Whilst gross expenditure on asset maintenance will continue to grow over time, so to will the "required" level of annual maintenance, as the City's asset base continues to grow. Resourcing of asset maintenance and operating expenditure is considered in conjunction with capital renewal, as part of a holistic approach to asset management.

Over the longer term, increases to asset maintenance expenditure will continue to be 'matched' to growth in the City's asset base.

Principal Repayments (from Statement of Cash Flows) plus Borrowing Interest Costs (from the income statement)

Operating Results before Interest and Depreciation (EBITDA)

Historically strong financial management has alleviated the need for the City to borrow funds, and the Long Term Financial Plan projects that this trend will continue over the next 10 years.

In addition to cash and investment reserves accumulated over a period of 15 years, the City has access to considerable capital income (in the form of developer contributions and interest on cash and investments) that will facilitate the delivery of new capital projects without the use of borrowings. Should funding circumstances change, the City will review the appropriateness of debt financing accordingly.

Real Operating Expenditure  
Residential Population of Local Government Area

A declining trend over time is in line with OLG requirements, and reflects the City's commitment to targeting efficiencies in service delivery.

Whilst gross Operating Expenditure is forecast to increase over time, the residential population of the LGA is projected to grow more rapidly, representing a declining level of Real Operating Expenditure per capita. Service levels are reviewed as part of the Integrated Planning and Reporting process, and will reflect ratepayer priorities within tight budgetary controls.

Note that the green line reflects the inclusion of all users of the City, currently over 1.2M per day (in a business-as-usual environment)

## Grants and Support Program

The City of Sydney's Grants and Sponsorship Program supports initiatives and projects that build the social, cultural, environmental and economic life of the city. The City seeks to optimise the use of public funds through effective and efficient grant processes, and clear grant program objectives linked to the organisation's strategic goals.

In 2020/21 the City responded to global pandemic with a new Covid grants program to help support our creatives, community sector and small businesses. In 2021/22, the City's Grant and Sponsorship program has aligned to the Community Recovery Plan to better address emerging community issues and to support economic, cultural and social recovery in our city.

### Grants, Sponsorships and Donations 2021/22

2021/22 budget:

Grants Program 2021/22 – Cash	\$15.1M	
Grants Program 2021/22 – Value in Kind	\$7.3M	(includes Accommodation Grant Program + banners + venues)
	\$22.4M	

\* Grants may be allocated over multiple financial years.

### Grants programs names and proposed budgets

Cash	Value in Kind (VIK)
– Cultural and Creative Grants and Sponsorship - \$1,300,000	– Accommodation Grant - \$5,894,806
– Festivals and Events Sponsorship - \$4,397,486	– Creative Spaces Grant - \$114,400
– Business Support Grant - \$780,000	– Short Term Empty Properties Grant - no budget required
– Commercial Creative and Business Events Sponsorship - \$655,000	– Venue Hire Support Grants and Sponsorship - \$780,000
– Environmental Performance Grants - \$850,000	– Street Banner Sponsorship - \$480,000
– Community Services Grant - \$1,145,107	Note: while some programs are open to for profit organisations, the total funding provided to such entities will not exceed 5% of the City's forecast for ordinary rates this year.
– Affordable and Diverse Housing Fund - \$3,000,000	
– Matching Grant - \$340,000	
– Knowledge Exchange Sponsorship - \$725,000	
– Quick Response Grant - \$20,000	
– Out of policy grants and major homelessness support - \$1,935,000	

## Rating and Revenue Policy Statement

The City has adopted the 2% general rate increase set by the Independent Pricing and Regulatory Tribunal (rounded by IPART).

The proposed rating structure has one ordinary rate for all residential properties, one business sub-category rate for the CBD and a business ordinary rate, with minimum rates in each category to ensure that all ratepayers make a minimum contribution to the City.

The City has determined the following residential and business categories and sub-category of rateable land for the 2021/22 year:

### Residential

Residential Rate - Ordinary

### Business

Business Rate – Ordinary

Business Rate - Central Business District (CBD)

The boundaries of the business sub-category is shown on the plan located within this document.

The City will continue to investigate its rating models during 2021/22, and invite community feedback, to consider options to improve the fair and equitable distribution of the rates burden for all of our ratepayers.

In a high density local government area with population increases, NSW Government housing targets and steady increases forecast to continue, the City is looking closely at its rating path and the best way to equitably align its rating structure to service this growth. High volumes of apartment living puts additional demands on the City's services, facilities and infrastructure, however the relatively low additional income that arises from the minimum rates attributable to these additional apartments fails to provide appropriate financial support to offset the rising costs of servicing our growing community.

The proposed rating structure for 2021/22 is set out in the following table:

Rating Category	Minimum Rate	Ad valorem Rates (in the \$)	Estimated Yield \$M
Residential Rate – Ordinary	\$598.55	0.00116210	\$82.5
Business Rate – Ordinary	\$765.95	0.00372249	\$67.3
Business Rate – CBD	\$765.95	0.00737528	\$168.8

NOTE: the above ad valorem rates and estimated yields may change due to new supplementary valuations received by Council, for the purpose of rating, prior to this operational plan being adopted.

### Pensioner Rebates

The City of Sydney will continue to provide a 100% rebate for eligible pensioners in 2021/22, determined in accordance with section 575 of the Local Government Act (1993) (the Act).

### Categorisation of land for the purposes of ordinary rates

Council determines rating categories for rating purpose in accordance with sections 514 - 529 of the Act and Local Government (General) Regulation 2005 (the Regulations).


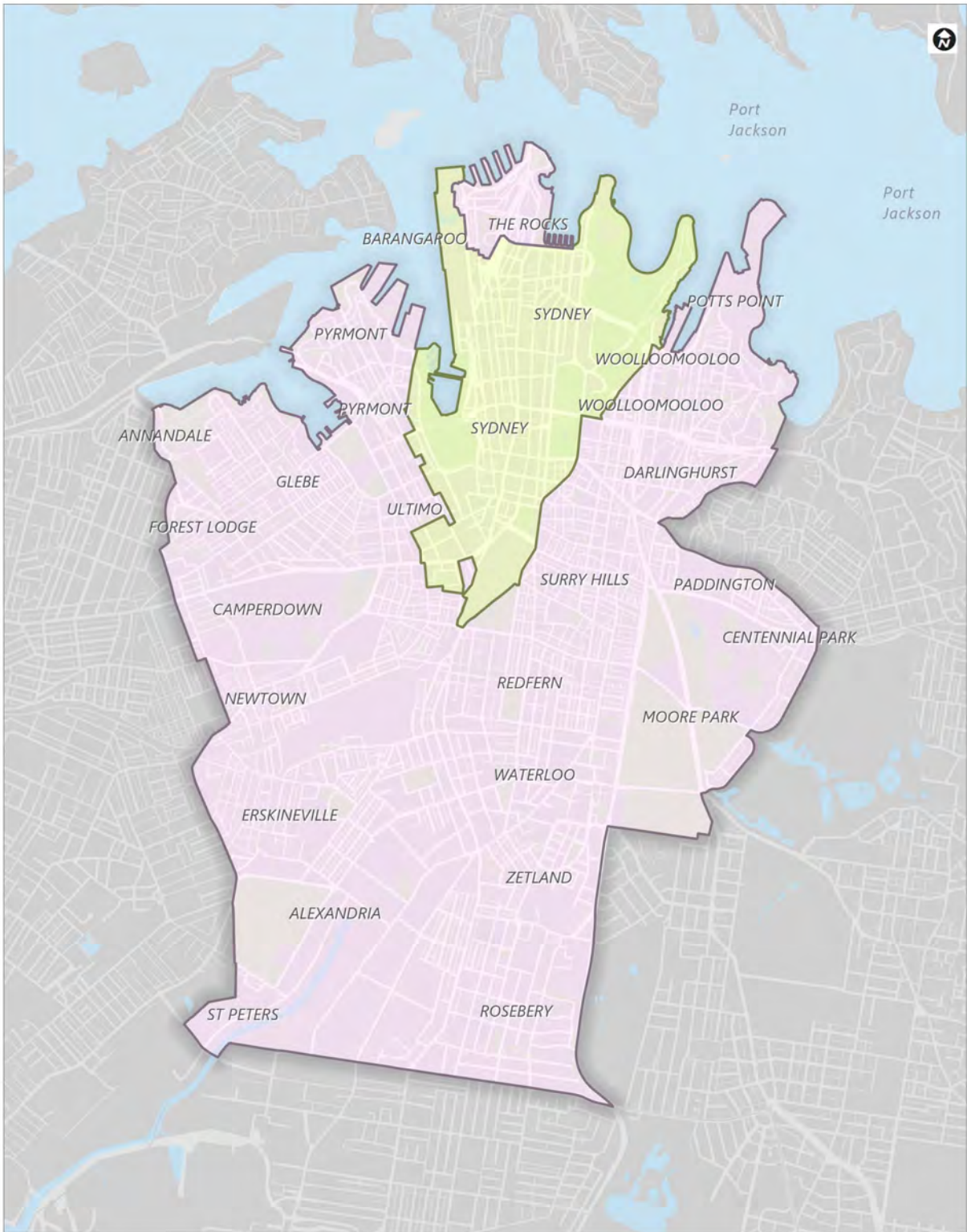



Figure 19. A resident seeking assistance in the City's Service Centre in Town Hall House

### Business Rate Categories

- Business Rates - CBD
- Business Rates - Ordinary



*city of villages*



© City of Sydney Council 2018. All Rights Reserved. This map has been compiled from various sources and the publisher and/or contributors accept no responsibility for any injury, loss or damage arising from the use, error or omissions therein. While all care is taken to ensure a high degree of accuracy, users are invited to notify Council's Spatial Services of any map discrepancies. No part of this map may be reproduced without written permission.

## **Residential and Business Categories**

The Act only allows four available categories of rateable land, including farmland and mining, which are not applicable within the City of Sydney LGA. All rateable lands in the City are therefore categorised as either residential or business. As noted within section 514 of the Act, any land that does not satisfy the criteria to be deemed residential, will be categorised and rated as business. The business category applies to land that is used for industrial and commercial operations, and also includes, car spaces, storage lots, marina berths and mooring lots.

Council will use the plans approved under a development application or building application as a basis for determining the initial categorisation of a property, unless other more relevant information is available. The ratepayer will be advised through the issue of an annual or supplementary rate notice.

## **Mixed Development**

There are instances where a property is used for both residential and business purposes. If applications are submitted to and approved by Property NSW, Council will be advised of the relevant apportionment of use between residential and business rate components, to enable a mixed rate to be levied.

## **Change to Category for Rating Purpose**

A review of the categorisation of land for rating purposes may arise in response to a ratepayer request (application), or because Council elects to review one or a number of parcels of land or because it believes that the current categorisation may be incorrect. Council may request further information and/or access to inspect the property to assist with making this determination.

Applications for a change in categorisation of land for rating purposes must be made on the approved form that can be found on the City's website.

The ratepayer will be formally advised in writing of the outcome and where applicable, will receive an annual or supplementary rate notice.

Ratepayers with a property that is used for both a business and residential purpose should also make an application for a change in categorisation of land for rating purposes on the approved form if they wish to change from one category to mixed use rating.

Decisions on requests for refunds will be made having regard to the Recovery of Impost Act 1963.

## **Refund of Overpayments**

Refunds may be made on request for payments made toward the next rating year. Refunds are subject to the Refund Fee. Payments made in advance for instalments due within the current rating year will not be refunded.

---

## **Aggregation of land parcels (lots) for the purposes of ordinary rates**

### **Rating of car spaces and storage lots**

In accordance with section 548A of the Act, Council permits the aggregation of certain land parcels (lots) for rating purposes.

Where a unit lot includes multiple car and/or storage lots, a single rateable valuation exists and therefore only one rate is calculated on the total value of the unit, car and storage lots.

Where car and/or storage lots are separately titled, they are given their own unit entitlement and separate rateable values exist for each lot. In this circumstance, Council may allow the rateable values to be aggregated, and a single rate to be levied on the combined rateable value.



### **Aggregation of land parcels (lots)**

Council will aggregate only where:

1. the lots are used in conjunction with the unit, by the occupier of the unit;
2. the ownership of each lot noted on the certificate of title is exactly the same for each;
3. all lots are within the same strata plan, or strata scheme, or the strata plan notes that the lots are used in conjunction; and
4. the lots are not leased out separately

Residential - Council will only aggregate a maximum of 3 car spaces and all storage lots, to a residential strata unit.

Business - Council will only aggregate a maximum of 1 car space and one storage lot, to a business rated strata unit.

Council will not permit aggregation of marina berths and mooring lots.

Aggregation of car and storage lots will continue until the use, or ownership changes. Upon change of ownership, aggregation of unit, car and storage lots purchased as part of the same transaction will occur automatically following receipt of the Notice of Sale (subject to meeting criteria mentioned above), with the levying of the rates on the combined rateable value to commence from the start of the next quarter following the settlement date.

Applications for aggregation must be made using the form found on the City's website. Approved aggregations will come into effect from the start of the next quarter following receipt of the application.

---

## **Debt Recovery and Financial Hardship**

The Act and related regulations require Council to assist in effective and efficient collection of the rates and annual charges due to Council, while being responsive and supportive to those ratepayers who are suffering genuine financial hardship.

### **When is a debt recoverable and what actions may be taken to recover the debt?**

Rates and charges will be deemed overdue when the due date for instalment has passed, and payment has not been received.

Where an instalment is overdue, Council may commence recovery action, either directly or via its debt recovery agent.

Council's recovery action options will generally include a reminder, through verbal or written correspondence. If payment is still not received, then a final demand will be issued. Council may commence legal recovery action to recover the overdue rates and charges in accordance with section 695 of the Local Government Act, and any costs incurred in this regard will be recoverable from the ratepayer.

### **Payment Arrangements**

To assist in recovery of the overdue amount, the Council and a ratepayer may at any time agree a payment arrangement whereby regular scheduled payments pay off the debt, in accordance with section 564 of the Act. The arrangement must be formally approved by the City or its debt recovery agent.

Payment arrangements must include any legal or interest charges that will or already have occurred due to the rates being overdue.

Council will generally seek an arrangement to have the overdue debt paid within 90 days from the original due date (being the instalment due date).

If the payments are not made in accordance with the agreed payment arrangement, Council may commence recovery action at any time after the payment due date.

### Interest on Overdue Rates

Interest is charged on all overdue rates and annual charges in accordance with section 566(3) of the Act. The City will adopt the maximum interest rate permitted by the Minister for Local Government for the 2021/22 financial year.

### Ratepayers in genuine Financial Hardship

While ratepayers are required to pay their annual rate and charges to support local government operations, Council is mindful of the need to support ratepayers who suffer genuine financial hardship.

The City of Sydney's 100% pensioner rebate policy covers many in need of support; however there will still be ratepayers whose financial circumstances for a specific period of time render them unable to meet their obligations as they fall due.

To address these situations, ratepayers are able to apply for consideration of extended payment terms. Options for eligible ratepayers may include:

- a. a short term deferment for paying their current rates and charges; or
- b. longer term arrangement plans for arrears owed, with current instalments being paid as they become due.

Provided that an approved hardship repayment plan is maintained, the City can consider reducing or waiving interest on overdue rates in accordance with sections 564 and 567 of the Local Government Act.

### Financial Hardship as a result of valuation changes

Section 601 of the Act specifically caters for ratepayers who may suffer financial hardship arising from an increased rate levy due to changes in the valuation of their property.

Ratepayers in this position should contact the City to discuss their circumstances. Evaluation of any such application will be considered in light of the valuation change and subsequent rate increase.

## Stormwater Management Services Charge

The Office of Local Government released guidelines in July 2006 that provide assistance to councils raising additional funding through the Stormwater Management Services Charge to support them in improving the management of urban stormwater in NSW. This follows the gazettal of the Local Government Amendment (Stormwater) Act 2005.

The City introduced a Stormwater Management Services Charge in 2008 and proposes to continue this charge. The legislation enables the City to raise charges to improve its stormwater networks. The charges remain at \$25 per residential property, \$12.50 per residential strata unit, and a pro rata rate of \$25 for every 350m<sup>2</sup> or part thereof for business properties.

The funds raised from this charge are quarantined to improve the quality and quantity management of the City's stormwater network, over and above the existing works that are currently undertaken. The City plans to expend significant sums towards these important infrastructure improvements in the coming ten years, and this contribution has assisted with the preliminary planning of network enhancements, and in the future will contribute to the delivery of works identified with the Stormwater Management Plan.

### Residential

Non Strata land parcels	\$25.00 per parcel
-------------------------	--------------------

Strata Unit	\$12.50 per unit
-------------	------------------

Company Title	\$12.50 per unit
---------------	------------------

### Business

Non Strata land parcels	\$25.00 per 350m <sup>2</sup> or part thereof
-------------------------	---

Strata Unit	Pro-rata of above, but a minimum of \$5
-------------	---

The income of the proposed Stormwater Management Services Charge is approximately \$2M.




Figure 20. Sydney Park water reuse catchment.

Figure 21. A cygnet explores the wetlands at Sydney Park

## Domestic Waste Management Annual Availability Charge

The Local Government Act 1993 requires Council to recover the full cost of providing the Domestic Waste Management Service.

This is achieved through an annual availability charge for each parcel of rateable land entitled to receive the service [s496]. This mostly applies to land categorised “residential” but includes some land categorised business where the property contains a residential component and some non-rateable land with a residential component where a domestic waste service is requested. Every dwelling in a strata lot or company titled unit is to be taken as a separate parcel and levied a separate Domestic Waste Management Annual Availability Charge (DWMAAC) [S518A].

Similarly, the form of a charge may be expressed as the number of individual units or dwellings forming part of that assessment [s540]. For example, a block of units with ten residential premises (flats, bedsits etc.) may be owned by one ratepayer subject to a single rates assessment but the DWMAAC charge would be for ten dwellings, that is ten DWMAAC’s.

Council retains the right to determine the most suitable means of providing the service particularly in terms of the bin size and type (carry bin, mobile garbage bin or bulk bin) and frequency of collection (daily, weekly or multi) to suit particular properties and localities mindful of efficiencies and practicalities.

Compacted bins will be recognised as having twice the volume capacity of the bin when calculating shared service charges. Single dwellings that share a waste service will attract a shared service charge.

Individual requests for amendments to annual domestic waste charges only apply from the current financial year.

2021/22 Operational Plan

The availability charges are as follows:

**Single Service Charges**

Description	Fee	Estimated Yield
Minimum Domestic Waste Charge (bins smaller than 120L)	\$323	\$816,221
Domestic Waste Charge (120L bin)	\$491	\$10,981,215
Domestic Waste Charge (240L bin)	\$987	\$1,009,701

**Shared Service Charges**

Description	Fee	Estimated Yield
Minimum Domestic Waste Charge (<81L garbage waste per dwelling per week) 1 x weekly collection	\$323	\$1,782,314
Minimum Domestic Waste Charge (<81L garbage waste per dwelling per week) 2 x weekly collections	\$372	\$8,638,584
Minimum Domestic Waste Charge (<81L garbage waste per dwelling per week) 3 x weekly collections	\$411	\$737,745
Standard Domestic Waste Charge (between 81-160L garbage waste per dwelling per week) 1 x weekly collection	\$491	\$2,001,316

Description	Fee	Estimated Yield
Standard Domestic Waste Charge (between 81-160L garbage waste per dwelling per week), 2 x weekly collections	\$532	\$15,945,104
Standard Domestic Waste Charge (between 81-160L garbage waste per dwelling per week), 3 x weekly collections	\$586	\$9,524,844
Large Domestic Waste Charge (between 161-240L garbage waste per dwelling per week) 1 x weekly collection	\$770	\$6,160
Large Domestic Waste Charge (between 161-240L garbage waste per dwelling per week), 2 x weekly collections	\$814	\$1,007,732
Large Domestic Waste Charge (between 161-240L garbage waste per dwelling per week), 3 x weekly collections	\$879	\$868,452
Extra Large Domestic Waste Charge (>240L garbage waste per dwelling per week), 1 x weekly collection	\$987	\$24,675

2021/22 Operational Plan

Description	Fee	Estimated Yield
Extra Large Domestic Waste Charge (>240L garbage waste per dwelling per week), 2 x weekly collections	\$1,031	\$583,546
Extra Large Domestic Waste Charge (>240L garbage waste per dwelling per week), 3 x weekly collections	\$1,075	\$99,975
Domestic Waste Charge, 7 day service area	\$524	\$5,119,480

---

**Total Estimated Domestic Waste Yield \$62M.**

This page intentionally left blank

# 7. Fees & Charges

## Revenue Policy

The City will charge a range of fees in 2021/22, as detailed within the attached Schedule of Proposed Fees and Charges.

The legislative basis for these fees may be found in Section 608 of the Local Government Act 1993 which provides that a council may charge and recover an approved fee for any service it provides, including the following:

- supplying a service, product or commodity;
- giving information;
- providing a service in connection with the exercise of Council’s regulatory functions, including receiving an application for approval, granting an approval, making an inspection and issuing a certificate; and
- allowing admission to any building or enclosure.

Under the principle of “user pays”, fees are introduced to offset the cost of service provision, or in the case of commercial activities, to realise a reasonable rate of return on assets employed by the City, in order to support the provision of services and to alleviate the burden that would otherwise be unfairly placed upon ratepayers.

The City has given due consideration to the following factors in determining the appropriate price for each fee:

- the cost of providing the service;
- whether the goods or service are supplied under a commercial basis;
- the importance of the service to the community;
- the capacity of the user to pay;
- the impact of the activity on public amenity;
- competitive market prices; and
- prices dictated by legislation.



Figure 22. Items being dropped off for recycling at "Recycle It Saturday" in September 2020

The City discloses its pricing policy by showing a pricing code against each individual fee within the attached Schedule of Proposed Fees and Charges, as:

<b>Market</b>	The City provides a good / service in a competitive environment
<b>Full Cost</b>	The City intends to fully recover the direct and indirect cost of provision, plus any community cost
<b>Partial Cost</b>	The City intends to partially recover the costs of provision
<b>Legislative</b>	Prices are dictated by legislation
<b>Zero</b>	The City absorbs the full cost of delivery
<b>Security Deposit</b>	Refundable deposit against possible damage to the City's property

All fees are quoted in "GST Inclusive" terms, as this is the relevant price for payment, however it should be recognised that within the Schedule there are many fees that do not attract GST. These fees have either been specifically exempted by the GST legislation or have been included within the Division 81 determination as the Federal Government has deemed that the person does not actually receive a taxable supply in consideration for the fee. The latter excludes many fees for regulatory services that are not provided within a competitive environment, and other forms of information that are provided on a non-commercial basis.

In accordance with the Office of Local Government's guidelines on competitive neutrality, the City has identified its Category 1 business (those with a turnover exceeding \$2 million) as Parking Stations. This business set prices in line with market conditions and its results are disclosed, including tax equivalent payments and return on capital, in the City's Annual Report.

### **Waiving, Discounting or Reducing Fees**

Section 610E of the Local Government Act 1993 allows the City to waive payment of or reduce a fee in a particular case if it is satisfied that the case falls within a category of hardship or any other category that the City has determined it may consider in waiving payment, or reducing a fee.

The City has determined the following categories:

**Hardship** – where there is evidence that the payment of the fee or charge will impose unreasonable financial hardship on the applicant(s) given their particular circumstances;

**Charity** – where the applicant is a registered charity and the fee is for a service that will enable the provision of charitable services to the City of Sydney community;

**Not For Profit** – where the following conditions all apply:

1. the applicant is an organisation that holds "not for profit" status; and
2. the fee is for a service that will enable the achievement of the applicant's objectives and betterment for the City of Sydney community; and
3. the payment of standard fees or charges would cause financial hardship for the applicant.

**Commercial** – where the City, or its contractor, operates a service and reduction of the fee is required to compete in the market.

**Non-Provision of Service** – where the City is unable to provide a service or venue that has been previously agreed upon and an appropriate discount, fee waiver or substitution is required as compensation.

**Filming related activities** - applicable fees and charges may be waived or reduced for productions completed within the LGA if undertaken by an educational institution for a non-commercial purpose, or by a registered charity or not-for-profit organisation where the primary purpose is for improvement/benefit to the City of Sydney community, or where the production's primary purpose is to highlight the city as a tourist destination.



***Aquatic, Leisure and Recreation Centre***

***Special Events*** - where the City, or its contractor, operates an aquatic, leisure or recreation centre and a reduction of fees is offered for community events, open days or other special or promotional events.

***Covid-19*** – The City may choose to apply such a waiver or reduction, for example, in cases where a business has seen significantly reduced income as a result of Covid-19. Under this section of the Act, the City will continue to consider waiving or reducing fees in response to the Covid-19 situation as it evolves and may endorse a reduction or waiver of fees and charges to organisations.

The following principles will be considered when applying any reduction or waiver of a fee or charge:

- Compliance with statutory requirements;
- Fairness and consistency;
- Integrity;
- Equity and transparency;
- Commercial imperatives;
- Some fees or services are prescribed by legislation or are regulatory in nature and a fee waiver or reduction is not available in connection with those fees

The City will directly, or through delegated authority, assess and make determinations on requests for reduction or waiver of fees in accordance with these principles.

The City may endorse a reduction or waiver of fees and charges to organisations as part of its Grants and Sponsorships arrangements.

This page intentionally left blank

## SCHEDULE OF FEES and CHARGES 2021/22

### Alphabetical Index

Description	Page
<b>ADDITIONAL CHARGES AT COMMUNITY FACILITIES</b>	
ADDITIONAL CHARGES	68
<b>AFTER SCHOOL CARE / VACATION CARE</b>	
AFTER SCHOOL / VACATION CARE LATE FEES	102
ULTIMO CHILDREN'S PROGRAM / PYRMONT CHILDREN'S PROGRAM / KING GEORGE V (The Rocks) CHILDREN'S PROGRAM	102
WOOLLOOMOOLOO CHILDREN'S PROGRAM	102
<b>BANNER POLES</b>	
BANNER POLE ADVERTISING	92
<b>BUILDING</b>	
ACTIVITIES REQUIRING APPROVAL OF COUNCIL - S68 LGA 1993	16
ADVERTISING/NOTIFICATION FEES FOR COMPLYING DEVELOPMENT APPLICATIONS	14
AMENDMENT TO CONSTRUCTION CERTIFICATE OR COMPLYING DEVELOPMENT CERTIFICATE under EP&A ACT	14
AMENDMENTS TO APPROVALS ISSUED UNDER S68 LGA 1993	17
BUILDING CERTIFICATES - EP&A Act 1979	12
COMPLIANCE COSTS - MONITORING OF ORDER AND COMPLIANCE	17
CONSTRUCTION CERTIFICATE OR COMPLYING DEVELOPMENT CERTIFICATE UNDER EP&A ACT	13
FEES FOR COUNCIL ACTING AS PRINCIPAL CERTIFIER - EP&A Act	15
OTHER CERTIFICATES	17
RECORD SEARCH AND INFORMATION REQUESTS	17
REGISTRATION OF PRIVATELY CERTIFIED CONSTRUCTION / COMPLYING DEVELOPMENT / OCCUPATION / SUBDIVISION CERTIFICATES	16
<b>CAR SHARING PROGRAM</b>	
CAR SHARE PARKING	43
<b>CHILD CARE CENTRES / KINDERGARTENS</b>	
ALEXANDRIA CHILD CARE CENTRE	101
BROUGHTON STREET KINDERGARTEN / HILDA BOOLER KINDERGARTEN	101
CHILD CARE / KINDERGARTEN LATE FEES	101
CHILD CARE/CHILDREN'S PROGRAM MISCELLANEOUS SERVICES	101
REDFERN OCCASIONAL CARE CENTRE	101
<b>CITY LEISURE FACILITIES</b>	
ALEXANDRIA PARK TENNIS COURTS	75
BEACONSFIELD PARK TENNIS COURTS	76
CYCLING	76
INDOOR AQUATIC FACILITIES	69
OUTDOOR AQUATIC FACILITIES	73
PERRY PARK RECREATION CENTRE	77
PRINCE ALFRED PARK TENNIS COURTS	75
RUSHCUTTERS BAY PARK TENNIS COURTS & KIOSK	75
ST JAMES PARK TENNIS COURTS	76
TURRUWUL PARK TENNIS COURTS	76

## SCHEDULE OF FEES and CHARGES 2021/22

### Alphabetical Index

Description	Page
<b>CIVIC SPACES / SPORTS FIELDS / PARKS</b>	
ADDITIONAL CHARGES - ALL LOCATIONS, EVENTS, USER CATEGORIES	87
CITY FARM	89
CIVIC SPACES (INCLUDES FOOTPATH / PEDESTRIANISED STREET SECTIONS) - HIRE CHARGES	79
ICONIC PARKS - HIRE CHARGES	80
LEVEL A SPORTING FIELDS	82
LEVEL B SPORTING FIELDS	82
NEIGHBOURHOOD PARKS - HIRE CHARGES	81
POCKET PARKS - HIRE CHARGES	81
SPORTING FIELDS - ADDITIONAL CHARGES (All user categories and event types)	87
SYNTHETIC SPORTING FIELDS	83
<b>CLEANSING &amp; WASTE</b>	
CLEANSING & WASTE - PLANT AND LABOUR	49
DOMESTIC WASTE CHARGES	50
RESOURCE RECOVERY - DOMESTIC WASTE SERVICE	51
STORMWATER MANAGEMENT SERVICE CHARGE	50
<b>COMMUNITY CENTRES</b>	
REDFERN COMMUNITY CENTRE	59
SURRY HILLS LIBRARY & COMMUNITY CENTRE	59
<b>COMMUNITY HALL HIRE</b>	
ADDITIONAL CHARGES	58
DISCOUNTED HIRE RATES	55
STANDARD HIRE RATES	55
<b>COMMUNITY PROGRAMS &amp; SERVICES</b>	
CITY SPACES PROGRAMS AND ACTIVITIES	105
COMMUNITY BUS SCHEME	104
<b>COMMUNITY SERVICES</b>	
ACTIVITY / COMMUNITY CENTRE MEALS	103
HEALTHY AGEING ACTIVITIES	103
MEALS ON WHEELS - Burrows Rd Distribution Centre	103
PODIATRY SERVICE	103
<b>CONSTRUCTION REGULATION</b>	
BARRICADES	24
CRANE OPERATIONS	24
HOARDINGS AND HOISTING	23
HOISTING	23
OTHER PERFORMANCE BONDS	25
TEMPORARY FOOTPATH CROSSINGS	25
TEMPORARY WORKS	25
WASTE CONTAINERS ON THE PUBLIC WAY - Single Residential Dwellings - Section 68 of the LGA Act	25
WORKS ZONES	26
<b>DRIVEWAY, ROADWAY, FOOTWAY AND KERB AND GUTTER CHARGES WHERE WORKS ARE PERFORMED BY THE APPLICANT OR THEIR CONTRACTOR</b>	
DRIVEWAY FEES	36
ROADWAY, FOOTWAY, KERB & GUTTER FEES	36

## SCHEDULE OF FEES and CHARGES 2021/22

### Alphabetical Index

Description	Page
<b>EVENTS</b>	
EVENT PARTICIPATION	105
EVENT TICKETING	105
HIRE OF EVENT ASSETS	105
SALE OF EVENT ITEMS (INCLUDING BANNERS)	105
<b>FILMING</b>	
FILMING AND STILL PHOTOGRAPHY ON COUNCIL STREETS, PARKS AND OPEN SPACES	52
<b>FILMING AT COMMUNITY FACILITIES</b>	
COMMERCIAL FILMING/PHOTOSHOOTS	68
<b>FINANCE</b>	
FINANCE CHARGES	108
INTEREST ON OVERDUE DEBTS	108
RATES & VALUATION CERTIFICATES	108
SECURITIES	108
<b>HISTORY PUBLICATIONS</b>	
SALE OF PUBLICATIONS	100
<b>INFORMATION MANAGEMENT</b>	
CITY RECORDS - FORMAL GIPAA APPLICATIONS	107
CITY RECORDS - INFORMAL GIPAA REQUESTS	107
SUBPOENA PROCESSING	107
<b>LEGAL</b>	
DOCUMENT PREPARATION (LEGAL)	106
DOCUMENT PREPARATION FOR COURT	106
<b>LIBRARY SERVICES</b>	
LIBRARY MEETING/TRAINING/IT ROOMS	97
LIBRARY MEMBERSHIP	94
LIBRARY SERVICES	94
MISCELLANEOUS SERVICES	96
<b>MISCELLANEOUS INFRASTRUCTURE CHARGES</b>	
MISCELLANEOUS INFRASTRUCTURE CHARGES	41
<b>PARKING STATIONS</b>	
GOULBURN ST PARKING STATION	46
KINGS CROSS PARKING STATION	47
<b>PLANNING AGREEMENTS</b>	
VOLUNTARY PLANNING AGREEMENTS	9

# SCHEDULE OF FEES and CHARGES 2021/22

## Alphabetical Index

Description	Page
<b>PLANNING ASSESSMENTS</b>	
ADVERTISING/NOTIFICATION FEES FOR DEVELOPMENT APPLICATIONS & RE-NOTIFICATION OF AMENDED DEVELOPMENT APPLICATIONS	6
AMENDED PLANS - MODIFICATION TO APPLICATION PRIOR TO DETERMINATION	6
APPLICATION FOR FOOTWAY USAGE (OUTDOOR DINING)	8
ASSESSMENT FEES FOR APPLICATIONS FOR APPROVAL FOR WORKS UNDER SECTION 60 OF THE NSW HERITAGE ACT	8
CERTIFICATES UNDER SECTION 88G OF CONVEYANCING ACT	7
DEVELOPMENT APPLICATION 3D CAD MODELLING FEES	7
DEVELOPMENT APPLICATION EXEMPTION	6
DEVELOPMENT APPLICATION REGISTER - Under EP&A Act, 1979 (s4.58)	7
DEVELOPMENT APPLICATIONS	1
DEVELOPMENT APPLICATIONS - EXCEPTIONS	2
DEVELOPMENT LEVIES	7
DEVELOPMENT PLANS & STAGED DEVELOPMENT APPLICATIONS	5
DEVELOPMENT-RELATED CONSULTATION	8
EXTENSION OF EXPIRING CONSENTS - (EP&A Act s4.54)	5
INTEGRATED DEVELOPMENT OR DEVELOPMENT REQUIRING CONCURRENCE UNDER THE ACT	6
LAND SUBDIVISION CERTIFICATE (EP&A Act)	7
MODIFICATION OF DA - Section 4.55(1), Section 4.55(1A),Section 4.56(1)	4
MODIFICATION OF DA - Section 4.55(2) & s4.56(1)	4
REQUEST FOR REVIEW OF DETERMINATION UNDER DIVISION 8.2 OF EP&A Act (Section 8.2(1)(a) applications)	3
STRATA TITLE SUBDIVISION (Strata Schemes Acts)	6
<b>PLANNING SUPPORT</b>	
CERTIFICATE FEES	9
DEVELOPMENT APPLICATIONS & CONSTRUCTION CERTIFICATES REGISTERS	9
<b>PROPERTIES, ROADS AND FOOTWAYS</b>	
COMMERCIAL FILMING IN OR ON COUNCIL BUILDINGS	29
DISTRIBUTION OR DISPLAY OF ADVERTISING MATTER, OTHER MATERIALS AND ASSOCIATED STRUCTURES IN A PUBLIC PLACE	29
FILLER BOX / FILLER LINES	29
FOOTWAY USAGE APPROVALS (including outdoor eateries)	27
LICENCE FOR AIRSPACE ABOVE FOOTPATHS - (Verandahs and Balconies)	27
OWNERS CONSENT FOR DEVELOPMENT APPLICATION (DA) - ON COUNCIL OWNED LAND	29
ROAD CLOSURE AND SALE	27
ROAD LEASING AND STRATUM LEASING FEES (UNDER S.153 S.149 & S.138 ROADS ACT)	28
SERVICE PIPELINES, CONDUITS AND CABLES LICENCE FEE (Use of Public Way)	28
STREET VENDING CONSENT UNDER SECT. 139 ROADS ACT	28
<b>PUBLIC DOMAIN CHARGES</b>	
DETERMINATION OF PUBLIC DOMAIN LEVELS AND GRADIENTS	34
DETERMINATION OF PUBLIC DOMAIN PLANS	34
DEVELOPMENT SITES / S138 ROADS ACT APPROVALS Note: Approval may be under a DA consent, or a S138 Roads Act application.	32
SECTION 138 ROADS ACT - INSTALLATION OF TEMPORARY GROUND ANCHORS IN THE ROAD RESERVE	35
STORMWATER DRAINAGE CONNECTIONS	34

## SCHEDULE OF FEES and CHARGES 2021/22

### Alphabetical Index

Description	Page
<b>RECREATION / COMMUNITY CENTRES</b>	
JUANITA NIELSEN CENTRE (WOOLLOOMOOLOO)	65
KING GEORGE V RECREATION CENTRE	66
PINE STREET CREATIVE ARTS CENTRE	62
PYRMONT COMMUNITY CENTRE	61
ULTIMO COMMUNITY CENTRE	60
<b>REGULATORY</b>	
BACKPACKER VEHICLES	20
BUSKING APPROVALS	21
CAT TRAP HIRE	21
COMPANION ANIMALS	22
ESSENTIAL SERVICES	20
HEALTH APPROVALS	19
HEALTH ENFORCEMENT	20
IMPOUNDED ANIMALS	21
IMPOUNDED ITEMS	21
IMPOUNDED VEHICLES	20
INSPECTION FEES	18
PREMISES NUMBERS	21
PUBLIC HEALTH ACT NOTIFICATIONS	19
REPLACEMENT PERMITS	21
STREET TREE PLANTING FOR DEVELOPMENT	21
SUPPLY OF INFORMATION	20
TREE INSPECTIONS	21
<b>RESIDENT PARKING</b>	
RESIDENT PARKING PERMITS	43
<b>RESTORATION CHARGES FOR DRIVEWAYS, ROADWAYS, FOOTWAYS, KERB &amp; GUTTERS WHERE WORKS ARE PERFORMED BY COUNCIL</b>	
DECORATIVE PAVING	40
DRIVEWAY RESTORATION & CONSTRUCTION	37
FOOTWAY	38
KERB & GUTTER	39
ROADWAY	37
<b>ROAD OPENING PERMITS</b>	
ROAD OPENING PERMITS	36
<b>ROADS MANAGEMENT</b>	
ACTIVITIES REQUIRING APPROVAL OF COUNCIL - S116(2) ROADS ACT 1993	31
MISCELLANEOUS	31
OVERSIZE AND OVER MASS VEHICLE ACCESS	31
TEMPORARY ROAD CLOSURE FOR STREET EVENTS	30
TEMPORARY ROAD CLOSURES FOR CONSTRUCTION WORKS AND MOBILE CRANES	30
USER PAYS SIGNPOSTING (excluding Works Zones)	30

## SCHEDULE OF FEES and CHARGES 2021/22

### Alphabetical Index

<b>Description</b>	<b>Page</b>
<b>STRATEGIC PLANNING</b>	
HERITAGE FLOOR SPACE	10
PLANNING CONTROLS	10
POLICY DOCUMENTS	10
PUBLICATIONS AND INFORMATION	10
REQUEST TO PREPARE A PLANNING PROPOSAL	10
<b>SUSTAINABILITY</b>	
BUILDING UPGRADE FINANCE	109
GREEN VILLAGES	109
<b>TICKET PARKING</b>	
TICKET PARKING CHARGES	48
<b>URBAN ANALYTICS</b>	
ECONOMIC DEVELOPMENT	11
<b>VENUE HIRE</b>	
CUSTOMS HOUSE - Room Hire	54
MARKETS	54
PUBLIC LIABILITY INSURANCE (ALL VENUES)	54
SEE APPENDIX 1 FOR SYDNEY TOWN HALL, TOWN HALL HOUSE, PADDINGTON TOWN HALL AND BARNET LONG ROOM	



## SCHEDULE OF FEES and CHARGES 2021/22

Description	Pricing Code	Unit of Measure	\$ Fee	GST
<b><u>PLANNING ASSESSMENTS</u></b>				
<i>Note: If two or more fees are payable, the fee is a total of those fees</i>				
<b><u>DEVELOPMENT APPLICATIONS</u></b>				
<b>Scale Fee - based on Estimated Cost of Work</b>				
Up to \$5,000				
Fee	Legislative	per application	110.00	0%
\$5,001 - \$50,000				
Fee	Legislative	per application	170.00	0%
Additional Charge	Legislative	per \$1K	3.00	0%
\$50,001 - \$250,000				
Fee	Legislative	per application	320.00	0%
PlanFirst Fee	Legislative	per application	32.00	0%
Additional charge over \$50,000	Legislative	per \$1K	3.00	0%
Additional Charge over \$50,000 - PlanFirst	Legislative	per \$1K	0.64	0%
\$250,001 - \$500,000				
Fee	Legislative	per application	1000.00	0%
PlanFirst Fee	Legislative	per application	160.00	0%
Additional Charge Over \$250,000	Legislative	per \$1K	1.70	0%
Additional Charge over \$250,000 - PlanFirst	Legislative	per \$1K	0.64	0%
\$500,001 - \$1,000,000				
Fee	Legislative	per application	1425.00	0%
PlanFirst Fee	Legislative	per application	320.00	0%
Additional Charge over \$500,000	Legislative	per \$1K	1.00	0%
Additional Charge over \$500,000 - PlanFirst	Legislative	per \$1K	0.64	0%
\$1,000,001 - \$10,000,000				
Fee	Legislative	per application	1975.00	0%
PlanFirst Fee	Legislative	per application	640.00	0%
Additional Charge Over \$1M	Legislative	per \$1K	0.80	0%
Additional Charge over \$1M - PlanFirst	Legislative	per \$1K	0.64	0%
More than \$10,000,000				
Fee	Legislative	per application	9475.00	0%
PlanFirst Fee	Legislative	per application	6400.00	0%
Additional Charge Over \$10M	Legislative	per \$1K	0.55	0%
Additional Charge over \$10M - PlanFirst	Legislative	per \$1K	0.64	0%
<b>(a) Application that involves works to a dwelling-house with an estimated cost of construction of \$100,000 or less</b>				
<i>Note: Fee must not exceed DA Scale Fee</i>				
Fee				
Fee	Legislative	per application	455.00	0%
Plan First Fee				
Applications Under \$50,000	Legislative	per \$1K	0.00	0%
Applications Over \$50,000	Legislative	per \$1K	0.64	0%
<b>(b) Application exclusively for sustainable installations less than \$2M (e.g. rainwater tanks, solar panels, greywater treatment systems)</b>				
Fee - currently waived by the City	Zero	per application	0.00	0%
Plan First Fee - based on cost of works, as per regular scale of DA fees above	Partial Cost	Fee	Fee	0%

## SCHEDULE OF FEES and CHARGES 2021/22

Description	Pricing Code	Unit of Measure	\$ Fee	GST
<b><u>PLANNING ASSESSMENTS</u></b>				
<b><u>DEVELOPMENT APPLICATIONS - EXCEPTIONS</u></b>				
<b>(c) Development for the purpose of one or more advertisements</b>				
<i>Use the greater of the DA Scale Fee or the fee below:</i>				
Fee	Legislative	per application	285.00	0%
Additional fee in excess of one advertisement	Legislative	per advertisement	93.00	0%
<b>(d) Change of Use (no building work)</b>				
Fee	Legislative	per application	285.00	0%
<b>(e) Designated Development</b>				
<i>(Same as DA scale fee above, plus additional fee)</i>				
Additional Fee	Legislative	per application	920.00	0%
<b>(f) Site Specific DCP's</b>				
Base Application Fee	Partial Cost	per application	13040.00	0%
Review	Partial Cost	per hr or part	195.00	0%
<b>(g) Subdivision of Land</b>				
<i>Note: if two or more fees are payable, the fee is a total of those fees</i>				
Land Subdivision				
Base Fee	Legislative	per application	330.00	0%
Additional Charge	Legislative	per new lot	53.00	0%
Strata Subdivision				
Base Fee	Legislative	per application	330.00	0%
Additional Charge	Legislative	per new lot	65.00	0%
<b>(h) State Significant Development (SSD)</b>				
<i>Applicable to the assessment of State Significant Development applications delegated from the Department of Planning, Industry and Environment.</i>				
Fee	Legislative	per application	Fee	0%
<i>Fees are calculated accordance with Part 15, Division 1AA of the Environmental Planning &amp; Assessment Regulation 2000 - Fees for State significant development and State significant infrastructure.</i>				

## SCHEDULE OF FEES and CHARGES 2021/22

Description	Pricing Code	Unit of Measure	\$ Fee	GST
<b><u>PLANNING ASSESSMENTS</u></b>				
<b><u>REQUEST FOR REVIEW OF DETERMINATION UNDER DIVISION 8.2 OF EP&amp;A ACT (Section 8.2(1)(a) applications)</u></b>				
<b>(a) Application - Change of use (not involving the erection of a building, the carrying out of work or the demolition of a work or building)</b>				
Fee	Legislative	per application	142.00	0%
<b>(b) Application that involves works to a dwelling-house with an estimated cost of construction of \$100,000 or less</b>				
Fee	Legislative	per application	190.00	0%
<b>(c) Any other application</b>				
<i>Estimated Cost:</i>				
Up to \$5,000				
Fee	Legislative	per application	55.00	0%
\$5,001 to \$250,000				
Fee	Legislative	per application	85.00	0%
Additional Fee by which the estimated cost exceeds \$5,000				
	Legislative	per \$1K or part	1.50	0%
\$250,001 to \$500,000				
Fee	Legislative	per application	500.00	0%
Additional Fee by which the estimated cost exceeds \$250,000				
	Legislative	per \$1K or part	0.85	0%
\$500,001 to \$1,000,000				
Fee	Legislative	per application	712.00	0%
Additional Fee by which the estimated cost exceeds \$500,000				
	Legislative	per \$1K or part	0.50	0%
\$1,000,001 to \$10,000,000				
Fee	Legislative	per application	987.00	0%
Additional Fee by which the estimated cost exceeds \$1M				
	Legislative	per \$1K or part	0.40	0%
More than \$10,000,000				
Fee	Legislative	per application	4737.00	0%
Additional Fee by which the estimated cost exceeds \$10M				
	Legislative	per \$1K or part	0.27	0%
<b>Request for review of decision to reject a development application under Division 8.2 of the EP&amp;A Act (Section 8.2(1)(c) applications)</b>				
(a) If the estimated cost of the development is less than \$100,000				
	Legislative	per application	55.00	0%
(b) If the estimated cost of the development is between \$100,000 and \$1M				
	Legislative	per application	150.00	0%
(c) If the estimated cost of the development is more than \$1M				
	Legislative	per application	250.00	0%
<b>Request for review of modification application under Division 8.2 of the EP&amp;A Act (Section 8.2(1)(b) applications)</b>				
50% of the fee that was payable in respect of the application that is the subject of review				
	Legislative	per application	Fee	0%
<b>Additional fee where the application is required to be notified or advertised under an environmental planning instrument or a development control plan for all applications made under Division 8.2 of EP&amp;A Act</b>				
All applications required to be notified by letter				
	Legislative	per application	535.00	0%

## SCHEDULE OF FEES and CHARGES 2021/22

Description	Pricing Code	Unit of Measure	\$ Fee	GST
<b><u>PLANNING ASSESSMENTS</u></b>				
<b><u>MODIFICATION OF DA - Section 4.55(1), Section 4.55(1A), Section 4.56(1)</u></b>				
<b>s4.55(1) - (Minor error, Misdescription or Miscalculation)</b>				
Fee (no fee charged if agreed Council error)	Legislative	per application	71.00	0%
<b>S4.55(1A) &amp; S4.56(1) - (Minor Environmental Impact)</b>				
Fee = 50% of original DA application fee, up to maximum fee of \$645.00	Legislative	per application	Fee	0%
<b>S4.55 (1A) - (Change to Plan of Management)</b>				
<i>Note: Applies to small retail premises, or licensed premises with a capacity of 120 persons or less</i>				
Fee = 50% of original application fee, up to a maximum fee of \$360.00	Legislative	per application	Fee	0%
<b><u>MODIFICATION OF DA - Section 4.55(2) &amp; s4.56(1)</u></b>				
<i>Note: Fees for section 4.55 modifications are based on the original Application for which consent was given</i>				
<b>(a) Application - original scale fee less than \$100</b>				
Fee = 50% of Original Application Fee	Legislative	per application	Fee	0%
<b>(b) Application - change of use (no building works)</b>				
Fee = 50% of Original Application Fee	Legislative	per application	142.50	0%
<b>(c) Application involves works to a dwelling-house with an estimated cost of construction of \$100,000 or less</b>				
Fee	Legislative	per application	190.00	0%
<b>(d) Application - extension of hours only</b>				
<i>Note: Applies to small retail premises, or licensed premises with a capacity of 120 persons or less.</i>				
Fee = 50% of original application fee, up to a maximum fee of \$360.00	Legislative	per application	Fee	0%
<b>(e) Application – modify entertainment sound management conditions only</b>				
<i>Note: applies to licensed premises with a capacity of 120 persons or less, and dedicated live music venues with a capacity of 250 persons or less (subject to the relevant sound management provisions of the DCP)</i>				
Fee = 50% of original application fee, up to a maximum of \$360.00	Legislative	per application	Fee	0%

## SCHEDULE OF FEES and CHARGES 2021/22

Description	Pricing Code	Unit of Measure	\$ Fee	GST
<b><u>PLANNING ASSESSMENTS</u></b>				
<b><u>MODIFICATION OF DA - Section 4.55(2) &amp; s4.56(1)</u></b>				
<b>(f) All other cases</b>				
<i>Estimated Cost:</i>				
Up to \$5,000				
Fee	Legislative	per application	55.00	0%
\$5,001 to \$250,000				
Fee	Legislative	per application	85.00	0%
Additional Fee where the estimated cost exceeds \$5,000	Legislative	per \$1K or part	1.50	0%
\$250,001 to \$500,000				
Fee	Legislative	per application	500.00	0%
Additional Fee where the estimated cost exceeds \$250,000	Legislative	per \$1K or part	0.85	0%
\$500,001 to \$1,000,000				
Fee	Legislative	per application	712.00	0%
Additional Fee where the estimated cost exceeds \$500,000	Legislative	per \$1K or part	0.50	0%
\$1,000,001 to \$10,000,000				
Fee	Legislative	per application	987.00	0%
Additional Fee where the estimated cost exceeds \$1M	Legislative	per \$1K or part	0.40	0%
More than \$10,000,000				
Fee	Legislative	per application	4737.00	0%
Additional Fee where the estimated cost exceeds \$10M	Legislative	per \$1K or part	0.27	0%
<b>Additional fee where the application is required to be notified or advertised under an environmental planning instrument or a development control plan for applications made under s4.55(2) or 4.56(1) of EP&amp;A Act</b>				
(a) all applications required to be notified by letter only	Legislative	per application	535.00	0%
<b><u>EXTENSION OF EXPIRING CONSENTS - (EP&amp;A ACT s4.54)</u></b>				
<b>Family Residential House</b>				
Fee	Full Cost	per application	60.00	0%
<b>Other than Single Family Residential Home</b>				
Fee	Full Cost	per hour	185.00	0%
<b><u>DEVELOPMENT PLANS &amp; STAGED DEVELOPMENT APPLICATIONS</u></b>				
<b>Development Plan/Stage 1 Development Application - 60% of DA Fee</b>				
Fee	Legislative	per application	Fee	0%
<b>Applications resulting from approved Stage 1 DA or Development Plan</b>				
Fee = 40% of DA fee	Legislative	per application	Fee	0%
<i>The total combined fees payable for staged development applications must equal the fee payable as if a single application was required.</i>				

## SCHEDULE OF FEES and CHARGES 2021/22

Description	Pricing Code	Unit of Measure	\$ Fee	GST
<b><u>PLANNING ASSESSMENTS</u></b>				
<b><u>INTEGRATED DEVELOPMENT OR DEVELOPMENT REQUIRING CONCURRENCE UNDER THE ACT</u></b>				
<i>Note: a Development can be Integrated as well as Required Concurrence</i>				
<b>Fee to Concurrence Authority (paid via NSW Planning Portal)</b>				
Fee	Legislative	per authority	320.00	0%
<b>Additional fee to the City</b>				
Fee	Legislative	per application	140.00	0%
<b>Additional fee for each Approved Body (paid via NSW Planning Portal)</b>				
Fee	Legislative	per application	320.00	0%
<b><u>ADVERTISING/NOTIFICATION FEES FOR DEVELOPMENT APPLICATIONS &amp; RE-NOTIFICATION OF AMENDED DEVELOPMENT APPLICATIONS</u></b>				
<b>Notification Fee</b>				
(a) Applications notified by letter only	Partial Cost	per application	535.00	0%
(b) Application for Outdoor Dining	Partial Cost	per application	100.00	0%
<b>Designated Development</b>				
Fee	Legislative	per application	2220.00	0%
<b>Advertising of Integrated Development</b>				
Fee	Legislative	per application	535.00	0%
<b>Advertising of Development Plan/Stage 1 DA</b>				
Fee	Legislative	per application	535.00	0%
<b><u>AMENDED PLANS - MODIFICATION TO APPLICATION PRIOR TO DETERMINATION</u></b>				
Minor Amendment - 25% of the original DA fee	Partial Cost	per application	Fee	0%
Major Amendment - 50% of the original DA fee	Partial Cost	per application	Fee	0%
<b><u>DEVELOPMENT APPLICATION EXEMPTION</u></b>				
<b>Heritage Works</b>				
Works to Single Dwelling	Zero	per application	0.00	0%
Other	Partial Cost	per application	255.00	0%
<b><u>STRATA TITLE SUBDIVISION (Strata Schemes Acts)</u></b>				
<b>Application fee</b>				
<i>plus additional fee</i>				
Fee	Market	per application	586.50	0%
<b>Additional Fee per Lot</b>				
1-10 lots	Market	per lot	595.00	0%
11-50 lots (fee per lot, plus total fee for 10 lots)	Market	per lot	428.00	0%
More than 50 lots (fee per lot, plus total fee for 50 lots)	Market	per lot	210.00	0%
<b>Certificate of Conversion</b>				
Fee	Market	per application	500.00	10%
<b>Termination of Strata Scheme</b>				
Fee	Market	per application	765.00	10%
<b>Re-execution of Strata Plan</b>				
Fee - minimum fee (five sheets) - \$340.00	Market	per sheet	75.50	0%
<b>Privately Certified Subdivision</b>				
Section 88B Instrument approval	Market	per application	373.00	0%

## SCHEDULE OF FEES and CHARGES 2021/22

Description	Pricing Code	Unit of Measure	\$ Fee	GST
<b><u>PLANNING ASSESSMENTS</u></b>				
<b><u>LAND SUBDIVISION CERTIFICATE (EP&amp;A Act)</u></b>				
Land Subdivision - Road Dedication to the City only				
Fee	Zero	per application	0.00	0%
Land Subdivision - Other				
Application Fee, plus additional fee	Market	per application	607.00	0%
Additional Fee				
For each new lot - waived for minor boundary adjustments between single dwellings	Market	per lot	607.00	0%
Re-execution of Subdivision Plan				
Fee - Minimum Fee: \$377.50 (5 sheets)	Market	per sheet	75.50	0%
<b><u>DEVELOPMENT LEVIES</u></b>				
As per relevant policies - e.g. S7.11 Plans and S61 Plan				
Fee	Full Cost	Per Plan	Fee	0%
<b><u>CERTIFICATES UNDER SECTION 88G OF CONVEYANCING ACT</u></b>				
S88G Certificate				
Fee	Legislative	per certificate	10.00	0%
S88G Certificate (requiring inspection)				
Fee	Legislative	per certificate	35.00	0%
<b><u>DEVELOPMENT APPLICATION REGISTER - Under EP&amp;A Act, 1979 (s4.58)</u></b>				
Viewing				
Fee	Zero	per viewing	0.00	0%
<b><u>DEVELOPMENT APPLICATION 3D CAD MODELLING FEES</u></b>				
Development applications requiring 3D models				
3D Modelling Fee	Partial Cost	per application	1250.00	0%
Access to City Model for commercial photography				
Fee	Full Cost	per hr or part thereof	115.00	0%

## SCHEDULE OF FEES and CHARGES 2021/22

Description	Pricing Code	Unit of Measure	\$ Fee	GST
<b><u>PLANNING ASSESSMENTS</u></b>				
<b><u>APPLICATION FOR FOOTWAY USAGE (OUTDOOR DINING)</u></b>				
<b>Assessment for Footway Usage</b>				
Fee	Partial Cost	per application	265.00	0%
<b>Notification for Footway Usage</b>				
Fee	Partial Cost	per application	100.00	0%
<b>Extension of an existing approved Footway Usage Area, for a trial period (up to 12 months) by Resolution of Council</b>				
Planning Assessment, Notification, Footway Usage Rental (for extended area only) and Administration fees	Zero	per application	0.00	0%
<b><u>DEVELOPMENT-RELATED CONSULTATION</u></b>				
<b>DA Related Professional Advice, Research &amp; Analysis</b>				
Consultation - per City staff member	Full Cost	per hr or part	225.00	10%
<b>Design Advisory Panel</b>				
Pre-Lodgement Consultation with Design Advisory Panel Residential Sub-committee	Market	per application	1040.00	10%
<b><u>ASSESSMENT FEES FOR APPLICATIONS FOR APPROVAL FOR WORKS UNDER SECTION 60 OF THE NSW HERITAGE ACT</u></b>				
<i>The estimated cost of carrying out an activity is the reasonable cost (estimated on the basis of prices current when the application is made) of carrying out the activity as referred to in the application</i>				
<b>Scale Fee - based on estimated cost of activity</b>				
<b>Up to \$100,000</b>				
Owner-occupied private dwelling	Legislative	per application	150.00	0%
Property other than owner-occupied private dwelling	Legislative	per application	300.00	0%
<b>\$100,000 to \$500,000</b>				
Fee	Legislative	per application	400.00	0%
Additional Charge over \$100,000	Legislative	per \$100k or part thereof	25.00	0%
<b>\$500,000 to \$1,000,000</b>				
Fee	Legislative	per application	500.00	0%
Additional Charge over \$500,000	Legislative	per \$100k or part thereof	100.00	0%
<b>\$1,000,000 to \$2,000,000</b>				
Fee	Legislative	per application	1000.00	0%
Additional Charge over \$1M	Legislative	per \$100k or part thereof	50.00	0%
<b>\$2,000,000 to \$5,000,000</b>				
Fee	Legislative	per application	1500.00	0%
Additional Charge over \$2M	Legislative	per \$100k or part thereof	33.33	0%
<b>\$5,000,000 to \$10,000,000</b>				
Fee	Legislative	per application	2500.00	0%
Additional Charge over \$5M	Legislative	per \$100k or part thereof	10.00	0%
<b>More than \$10,000,000</b>				
Fee	Legislative	per application	3000.00	0%
Additional Charge over \$10M	Legislative	per \$100k or part thereof	10.00	0%



## SCHEDULE OF FEES and CHARGES 2021/22

Description	Pricing Code	Unit of Measure	\$ Fee	GST
<b><u>PLANNING SUPPORT</u></b>				
<b><u>CERTIFICATE FEES</u></b>				
<b>Section 10.7(2) - EP&amp;A Act</b>				
Fee	Legislative	per certificate	53.00	0%
<b>Section 10.7(2) and 10.7(5) - EP&amp;A Act</b>				
Fee	Legislative	per certificate	80.00	0%
<b>Additional fee for 24 hr production</b> <i>available through Town Hall House only</i>				
Fee	Full Cost	per certificate	151.00	0%
<b>Copy of Section 10.7 Certificate</b>				
Fee	Legislative	per certificate	21.00	0%
<b>Certificate as to orders (former s121ZP EP&amp;A Act , s735A - LGA Act)</b>				
Fee	Partial Cost	per certificate	133.00	0%
<b><u>DEVELOPMENT APPLICATIONS &amp; CONSTRUCTION</u></b>				
<b><u>CERTIFICATES REGISTERS</u></b>				
<b>Hardcopy/Printout</b>				
Current Year - fortnightly issue	Full Cost	per issue	31.00	0%
Current Year - monthly issue	Full Cost	per issue	62.00	0%
Current Year - 26 fortnightly issues (annual subscription)	Full Cost	annual	443.00	0%
Previous Year - 1 whole year	Full Cost	per issue	495.00	0%
Prior Years - Number of Years (per year)	Full Cost	per year	315.00	0%
<b>USB</b>				
Current Year - 26 fortnightly issues	Full Cost	per issue	416.00	0%
Previous Year - 1 whole year	Full Cost	per issue	490.00	0%
Prior Years - Number of Years (per year)	Full Cost	per year	299.00	0%
<b>Email delivery</b>				
Current Year - fortnightly issue	Full Cost	per issue	24.00	0%
Current Year - monthly issue	Full Cost	per issue	17.00	0%
Current Year - 26 fortnightly issues (annual subscription)	Full Cost	annual	21.00	0%
Previous Year - 1 whole year	Full Cost	per issue	13.00	0%
Prior Years - Number of Years (per year)	Full Cost	per year	13.00	0%
<b><u>PLANNING AGREEMENTS</u></b>				
<b><u>VOLUNTARY PLANNING AGREEMENTS</u></b>				
<b>Advertising Costs</b>				
Advertising of Explanatory Note and draft Planning Agreement or Deed of Variation of Planning Agreement	Partial Cost	per agreement	552.50	0%
<b>Administration Costs Reimbursement</b>				
Reimbursement of costs associated with the preparation and execution of a Planning Agreement	Partial Cost	per agreement	880.00	0%
Reimbursement of costs associated with the preparation and execution of a Deed of Variation of a Planning Agreement	Partial Cost	per agreement	440.00	0%

## SCHEDULE OF FEES and CHARGES 2021/22

Description	Pricing Code	Unit of Measure	\$ Fee	GST
<b><u>STRATEGIC PLANNING</u></b>				
<b><u>HERITAGE FLOOR SPACE</u></b>				
<b>Registration of Heritage Floor Space (including final inspection)</b>				
Fee	Full Cost	per transaction	773.00	0%
<b>Transaction - (change of owner/sale)</b>				
Fee	Full Cost	per transaction	470.00	0%
<b>Heritage Floor Space Application</b>				
<i>Fee to be charged for the assessment of an application for the awarding of heritage floor space that is not accompanied by a development application. This fee is applicable to applications for the awarding of heritage floor space of greater than 500 square metres only</i>				
Application Fee	Partial Cost	per application	11600.00	0%
<b><u>REQUEST TO PREPARE A PLANNING PROPOSAL</u></b>				
<b>Major Application</b>				
Fee	Full Cost	each	152650.00	0%
<b>Minor Application</b>				
Fee	Full Cost	each	18500.00	0%
<b><u>PLANNING CONTROLS</u></b>				
<b>Reports, Studies and Reviews</b>				
Miscellaneous Reports, Studies and Reviews	Partial Cost	each	37.50	0%
<b>Sydney LEP &amp; DCP</b>				
<i>Sydney LEP and Sydney DCP 2012 documents are available for sale to ratepayers at a 50% discount</i>				
Sydney LEP 2012	Full Cost	each	229.00	0%
Sydney DCP 2012	Full Cost	each	415.00	0%
Both Sydney LEP 2012 and Sydney DCP 2012	Full Cost	each	597.00	0%
Sydney LEP 2012 (without maps)	Full Cost	each	48.00	0%
Sydney DCP 2012 (without maps)	Full Cost	each	240.00	0%
Sydney LEP 2012 or Sydney DCP 2012 - A3 Maps	Full Cost	per map	180.00	0%
<b>All Other LEPs (text), Draft LEPs, DCPs, Miscellaneous Planning Codes, Policies etc.</b>				
Fee	Market	each	36.70	0%
<b><u>PUBLICATIONS AND INFORMATION</u></b>				
<b>Certified Copy of Document</b>				
Map or Plan (s10.8(2), EP&A Act)	Legislative	each	54.00	0%
<b>Individual Colour Zoning or Other Maps</b>				
A3 size (On Application)	Market	per map	24.00	0%
A1 size (On Application)	Market	per map	47.00	0%
<b><u>POLICY DOCUMENTS</u></b>				
<b>City of Sydney Development Contributions Plan 2015 or Central Sydney Development Contributions Plan 2013</b>				
Fee	Full Cost	each	33.50	0%
<b>Other Contributions Plans</b>				
Fee	Full Cost	each	33.50	0%

## SCHEDULE OF FEES and CHARGES 2021/22

Description	Pricing Code	Unit of Measure	\$ Fee	GST
<b>URBAN ANALYTICS</b>				
<b>ECONOMIC DEVELOPMENT</b>				
<b>Data Requests (Information from existing databases)</b>				
Viewing	Zero	per page	0.00	0%
Photocopying - A4 copies	Market	per page	2.00	0%
<b>City of Sydney Floor Space and Employment Census</b>				
Summary (printout)	Partial Cost	each	68.00	0%
Summary (Discount rate for residents, pensioners and students)	Partial Cost	each	29.00	0%
Standard Reports	Partial Cost	each	35.00	0%
Standard Reports (Discount rate for residents, pensioners and students)	Partial Cost	each	15.00	0%
<b>Customised Reports</b>				
Customised Reports (per hour of preparation time)	Market	per hour	198.00	0%
Customised Reports (discount rate for residents, pensioners and students)	Market	per hour	66.00	0%
1,001 to 2,000 records (5 Fields), cumulative; per organisation per financial year	Market	per record	6.60	0%
Between 2,000 records and 12,000 records (5 Fields)				
Fee plus	Market	per application	2.50	0%
Per record - over 2,000 records, up to 12,000 records	Market	per record	11945.00	0%
More than 12,000 records (5 Fields)				
Fee plus	Market	per application	0.50	0%
Per record - over 12,000 records	Market	per record	37245.00	0%
Data Mapping	Market	each	59.00	0%
<b>City Business Workshops</b>				
<i>In the event of the City of Sydney organising a City Business workshop, the direct costs associated with this workshop may be charged to the organisation or workshop attendee</i>				
Ticket Fee	Market	per person	0.00 - 100.00	10%

## SCHEDULE OF FEES and CHARGES 2021/22

Description	Pricing Code	Unit of Measure	\$ Fee	GST
<b>BUILDING</b>				
<b><u>BUILDING CERTIFICATES - EP&amp;A ACT 1979</u></b>				
<i>Note: includes initial inspection</i>				
<b>s6.26 - Class I and X Buildings</b>				
Fee	Legislative	per dwelling	250.00	0%
Additional Inspection Fee (capped at 1 inspection fee)	Legislative	per application	90.00	0%
<b>s6.26 - Other Classes</b>				
Less than 200 m2 floor area	Legislative	per application	250.00	0%
Additional Inspection Fee (capped at 1 inspection fee)	Legislative	per application	90.00	0%
Greater than 200 m2, and up to 2,000 m2 floor area				
Fee	Legislative	per application	250.00	0%
Additional charge over 200 m2	Legislative	per m2	0.50	0%
Additional Inspection Fee (capped at 1 inspection fee)	Legislative	per application	90.00	0%
Greater than 2,000 m2 floor area				
Fee	Legislative	per application	1165.00	0%
Additional charge over 2,000 m2	Legislative	per m2	0.07	0%
Additional Inspection Fee (capped at 1 inspection fee)	Legislative	per application	90.00	0%
<b>Part of Building Only</b>				
With external wall only involving more than 1 Building inspection	Legislative	per application	250.00	0%
Additional Inspection Fee (capped at 1 inspection fee)	Legislative	per application	90.00	0%
<b>Where a Building Certificate Application involves Unauthorised Works (not exceeding application fee for a DA and CC)</b>				
<i>Note: The applicable Development Application fees and/or Construction Certificate fees are payable for unauthorised works. Please refer to the relevant fee within the Schedule of Fees and Charges</i>				
Construction Certificate Fee (Refer to the Schedule of Fees and Charges for Construction Certificate Applications)	Market	per application	Fee + GST	10%
Development Application Fee (refer to the Schedule of Fees and Charges for Development Applications)	Legislative	per application	Fee	0%

## SCHEDULE OF FEES and CHARGES 2021/22

Description	Pricing Code	Unit of Measure	\$ Fee	GST
<b><u>BUILDING</u></b>				
<b><u>CONSTRUCTION CERTIFICATE OR COMPLYING DEVELOPMENT CERTIFICATE UNDER EP&amp;A Act</u></b>				
<b>Class 1a &amp; 1b Residential Buildings</b>				
Cost of Work				
Up to \$5,000	Market	per application	618.00	10%
\$5,000 to \$10,000	Market	per application	729.00	10%
\$10,000 to \$100,000	Market	per application	983.00	10%
\$100,000 to \$250,000	Market	per application	1731.00	10%
Exceeding \$250,000				
Base Fee plus	Market	per application	1731.00	10%
Additional fee for amounts greater than \$250,000	Market	per 1K	3.54	10%
<b>Class 2-9 Buildings and other Infrastructure Works, Signs and Subdivision Works (all class 10's) not related to Residential Dwellings</b>				
Cost of Work				
Up to \$10,000	Market	per application	983.00	10%
\$10,001 - \$100,000	Market	per application	983.00	10%
Fee	Market	per application	983.00	10%
Additional charge over \$10,000	Market	per 1K	8.33	10%
\$100,001 to \$500,000	Market	per application	1785.00	10%
Fee	Market	per application	1785.00	10%
Additional charge over \$100,000	Market	per 1K	4.73	10%
\$500,001 to \$1,000,000	Market	per application	3735.00	10%
Fee	Market	per application	3735.00	10%
Additional charge over \$500,000	Market	per 1K	3.51	10%
Exceeding \$1,000,000				
Fee	Market	per application	5531.00	10%
Additional charge over \$1M	Market	per 1K	2.46	10%
<b>Construction Certificates with Performance Solution Assessment in excess of 3 Hours</b>				
<i>Applications which require referral to FRNSW will incur an administration fee and an FRNSW fee</i>				
Fee	Market	per hour	232.00	10%
Administration Fee - Referral to FRNSW	Market	per application	159.00	10%
<b>Assessment of Unauthorised Works outside scope of DA &amp; CC</b>				
Fee	Market	per hour	232.00	0%
<b>Class 10a &amp; 10b Buildings (associated with Class 1 dwellings only)</b>				
Cost of Work				
Up to \$10,000	Market	per application	627.00	10%
\$10,001 to \$100,000	Market	per application	735.00	10%
Exceeding \$100,000	Market	per application	981.00	10%
<b>Construction Certificate or Complying Development Certificate - Sustainable Installations</b>				
<i>Applications exclusively for sustainable installations less than \$2 million (e.g.: rainwater tanks, solar panels, greywater treatment systems)</i>				
Fee (Council Fees Waived)	Zero	per application	0.00	0%

## SCHEDULE OF FEES and CHARGES 2021/22

Description	Pricing Code	Unit of Measure	\$ Fee	GST
<b><u>BUILDING</u></b>				
<b><u>CONSTRUCTION CERTIFICATE OR COMPLYING DEVELOPMENT CERTIFICATE UNDER EP&amp;A ACT</u></b>				
<b>Consultancy Services</b>				
BCA Reports Consultancy Fee - Review prior to DA submission/BCA upgrade reports or where applications are required to be reviewed before determining an application for occupation certificate	Market	per hour	232.00	10%
Other building related consultancies or where older applications are required to be reviewed or unforeseen additional consultancy contingency fees & charges outside Principal Certifier functions	Market	per inspection	355.00	10%
<b><u>AMENDMENT TO CONSTRUCTION CERTIFICATE OR COMPLYING DEVELOPMENT CERTIFICATE under EP&amp;A ACT</u></b>				
<b>Where Additional Cost of Amended Works can be Established</b>				
Up to \$10,000				
Fee	Market	per application	563.00	10%
\$10,001 to \$100,000				
Fee	Market	per application	563.00	10%
Additional charge over \$10,000	Market	per 1K	8.32	10%
\$100,001 to \$500,000				
Fee	Market	per application	1329.00	10%
Additional charge over \$100,000	Market	per 1K	4.74	10%
\$500,001 to \$1,000,000				
Fee	Market	per application	3304.00	10%
Additional charge over \$500,000	Market	per 1K	3.51	10%
Exceeding \$1,000,000				
Fee	Market	per application	5104.00	10%
Additional charge over \$1,000,000	Market	per 1K	2.46	10%
<b>Where additional cost of amended works cannot be established</b>				
Fee	Market	per application	563.00	10%
Additional fee where assessment is in excess of 2 hours	Market	per hour	232.00	10%
<b><u>ADVERTISING/NOTIFICATION FEES FOR COMPLYING DEVELOPMENT APPLICATIONS</u></b>				
<b>Notification Fee (Clause 130AB - Complying Development &amp; Fire Safety Regulation)</b>				
Application that involves a new dwelling or an addition to an existing dwelling on land in a residential zone	Market	per application	290.00	10%

## SCHEDULE OF FEES and CHARGES 2021/22

Description	Pricing Code	Unit of Measure	\$ Fee	GST
<b><u>BUILDING</u></b>				
<b><u>FEES FOR COUNCIL ACTING AS PRINCIPAL CERTIFIER - EP&amp;A ACT</u></b>				
Inspection fees				
Residential Dwellings (Class 1a & 1b)	Market	per inspection	245.00	10%
Mandatory Inspection prior to issuing of CC or CDC (existing Buildings Class 1a & 1b)	Market	per inspection	245.00	10%
Class 10 & 10b Buildings & Signs	Market	per inspection	245.00	10%
Class 2 to 9 Buildings	Market	per inspection	363.00	10%
Class 5 & 6 Inspections - Food Shops	Market	per inspection	363.00	10%
Mandatory Inspection prior to issuing of CC or CDC (existing Buildings Class 2 to 9)	Market	per inspection	363.00	10%
<b>Application for Occupation Certificate - based on cost of works</b>				
Occupation Certificate				
Up to \$100,000	Market	per application	250.00	10%
Between \$100,000 and \$500,000	Market	per application	715.00	10%
Greater than \$500,000	Market	per application	1421.00	10%
<b>Final Inspection Development Consent where no CC or CDC has been issued, including change of use</b>				
Assessment Fee - Review DA File	Market	per hour	232.00	0%
Residential Dwellings (Class 1a & 1b)	Market	per inspection	245.00	10%
Class 2 to 9 Buildings	Market	per inspection	363.00	10%
<b>Premium Inspection Fee</b>				
Over and above the mandatory requirements				
Inspection of Unauthorised Works outside scope of DA & CC (Classes 1 & 10)	Market	per inspection	245.00	10%
Inspection of Unauthorised Works outside scope of DA & CC (Class 2 to 9)	Market	per inspection	363.00	10%
<b>Re-inspection due to work incomplete</b>				
Fee	Market	per inspection	363.00	10%
<b>Multiple Unit Inspection Fee (in addition to critical stage inspections)</b>				
6 items or more	Full Cost	Per item	63.15	10%
Less than 6 items	Full Cost	Per hr or part thereof	363.00	10%
<b>Appointment of Principal Certifier where Construction Certificate/Complying Development Certificate issued by Private Certifier</b>				
Review of Construction Certificate				
Fee	Market	per hour	232.00	0%
Inspection Fees				
Residential Dwellings - Class 1a & 1b	Market	per inspection	332.00	10%
Residential Dwellings - Class 10 & 10b Buildings & Signs	Market	per inspection	332.00	10%
Class 2-9 Buildings	Market	per inspection	394.00	10%

## SCHEDULE OF FEES and CHARGES 2021/22

Description	Pricing Code	Unit of Measure	\$ Fee	GST
<b><u>BUILDING</u></b>				
<b><u>REGISTRATION OF PRIVATELY CERTIFIED CONSTRUCTION / COMPLYING DEVELOPMENT / OCCUPATION / SUBDIVISION CERTIFICATES</u></b>				
<b>Registration Fee</b>				
Fee	Legislative	per certificate	36.00	0%
<b><u>ACTIVITIES REQUIRING APPROVAL OF COUNCIL - S68 LGA ACT 1993</u></b>				
<b>S68D (1-6) Community Land or Temporary Structures erected on land under the control of the City</b>				
Assessment Fee	Market	per approval	373.00	0%
Additional fee where assessment is in excess of 2 hours	Market	per hour	232.00	0%
Inspection Fee (minimal structures 1-3)	Market	per inspection	353.00	0%
Inspection Fee (moderate structures 4-6)	Market	per inspection	697.00	0%
Inspection Fee (multiple structures greater than 6)	Market	per inspection	1048.00	0%
<b>S68E (1-2) Public Roads - items placed on, in or above a public road</b>				
Assessment Fee	Market	per application	373.00	0%
Additional fee where assessment is in excess of 2 hours	Market	per hour	232.00	0%
Inspection Fee	Market	per inspection	353.00	0%
<b>S68F(5) - Install or Operate Amusement Devices</b>				
<b>Commercial Organisations</b>				
Application Fee up to maximum fee	Market	per amusement device	327.00	0%
Maximum fee	Market	per application	1110.00	0%
Inspection Fee	Market	per inspection	353.00	0%
<b>Non-Profit Organisations</b>				
Application Fee, up to maximum fee	Market	per amusement device	164.00	0%
Maximum fee	Market	per application	388.00	0%
Inspection Fee	Market	per inspection	187.00	0%
<b>S68 LGA - Approval for Installation of On-Site Sewer Management Systems</b>				
<b>Infrastructure Cost</b>				
Not exceeding \$10,000	Market	per application	318.00	0%
\$10,000 to \$100,000	Market	per application	441.00	0%
\$100,000 to \$500,000	Market	per application	826.00	0%
\$500,000 to \$1,000,000	Market	per application	1963.00	0%
Exceeding \$1,000,000	Market	per application	3111.00	0%
<b>S68 LGA - Approval to Operate On-Site Sewer Management Systems</b>				
<b>Additional Cost of Work</b>				
Not Exceeding \$10,000	Market	per application	255.00	0%
\$10,000 to \$100,000	Market	per application	318.00	0%
\$100,000 to \$500,000	Market	per application	698.00	0%
\$500,000 to \$1,000,000	Market	per application	1759.00	0%
Exceeding \$1,000,000	Market	per application	2958.00	0%



## SCHEDULE OF FEES and CHARGES 2021/22

Description	Pricing Code	Unit of Measure	\$ Fee	GST
<b><u>BUILDING</u></b>				
<b><u>ACTIVITIES REQUIRING APPROVAL OF COUNCIL - S68 LGA ACT 1993</u></b>				
<b>S68 LGA - On-Site Sewer Management Systems - Amended Applications</b>				
Infrastructure Cost less than \$100,000 (Minor Amendment)	Market	per application	126.00	0%
Infrastructure Cost less than \$100,000 (Major Amendment)	Market	per application	317.00	0%
Infrastructure Cost between \$100,000 and \$500,000 (Minor Amendment)	Market	per application	188.00	0%
Infrastructure Cost between \$100,000 and \$500,000 (Major Amendment)	Market	per application	381.00	0%
Infrastructure Cost between \$500,000 and \$1,000,000 (Minor Amendment)	Market	per application	317.00	0%
Infrastructure Cost between \$500,000 and \$1,000,000 (Major Amendment)	Market	per application	442.00	0%
Infrastructure Cost greater than \$1,000,000 (Minor Amendment)	Market	per application	442.00	0%
Infrastructure Cost greater than \$1,000,000 (Major Amendment)	Market	per application	576.00	0%
Inspection Fee (fee for service)	Market	per hour	110.00	0%
<b><u>AMENDMENTS TO APPROVALS ISSUED UNDER S68 LGA 1993</u></b>				
Assessment Fee	Market	per assessment	373.00	0%
Additional fee where assessment is in excess of 2 hours	Market	per hour	232.00	0%
<b><u>COMPLIANCE COSTS - MONITORING OF ORDER AND COMPLIANCE</u></b>				
<b>Compliance Costs associated with the monitoring and/or compliance of an EP&amp;A Act Order</b>				
Compliance Cost Notices - Sch 5 item EP&A Act	Legislative	per officer	Fee	0%
Compliance Cost Notices - S104 Protection of the Environment Operations Act 1997	Legislative	per officer	Fee	0%
Monitoring of clean up notice and/or prevention/prohibition notice	Legislative	per officer	Fee	0%
Additional Fees Incurred (cost to the City)	Market	per investigation	Fee	0%
<b><u>OTHER CERTIFICATES</u></b>				
<b>Swimming Pool Barrier Certificates</b>				
Application for Exemption from barrier (s22 Swimming Pools Act)	Legislative	per certificate	250.00	0%
Swimming Pool Barrier (Initial Inspection)	Legislative	per inspection	150.00	10%
Swimming Pool Barrier (Follow up Inspection)	Legislative	per inspection	100.00	10%
Pool Barrier Inspections - non-mandatory	Market	per hour	190.00	10%
Pool Barrier Desk Top Audit - non-mandatory	Market	per hour	140.00	10%
<b><u>RECORD SEARCH AND INFORMATION REQUESTS</u></b>				
<b>Copies/Searches of Applications, Certificates and associated documentation</b>				
Viewing	Zero	per page	0.00	0%
Photocopying - A4 copies	Full Cost	per page	2.00	0%
Photocopying - A3 copies	Full Cost	per page	3.00	0%
Photocopying - A2 copies	Full Cost	per page	17.50	0%
Photocopying - A1 copies	Full Cost	per page	17.50	0%
Photocopying - A0 copies	Full Cost	per page	17.50	0%
<b>Building Information Certificate</b>				
Copy of existing certificate	Legislative	per document	13.00	0%

## SCHEDULE OF FEES and CHARGES 2021/22

Description	Pricing Code	Unit of Measure	\$ Fee	GST
<b><u>REGULATORY</u></b>				
<b><u>INSPECTION FEES</u></b>				
<i>Note: Minimum inspection time of half an hour. Additional time is charged on a pro-rata basis</i>				
<b>Hairdressing Shops/Beauty Salons/Skin Penetration</b>				
Inspection Fee (applies to routine beauty/skin pen premises, justified beauty/skin pen complaints). Also includes re-inspection of initial inspection where result is non-compliant or takes >10 minutes, and subsequent Improvement Notice re-inspection after initial re-inspection	Partial Cost	per half hour	110.00	0%
<b>Sex Industry Premises</b>				
Fee	Partial Cost	per half hour	110.00	0%
<b>Places of Shared Accommodation</b>				
Fee	Partial Cost	per half hour	110.00	0%
<b>Places of Shared Accommodation - operated by registered charities</b>				
Fee	Zero	per half hour	0.00	0%
<b>Boarding House Act Inspection</b>				
Fee	Partial Cost	per inspection	110.00	0%
<b>Food Premises</b>				
Inspection Fee (applies to routine food premises inspections, justified food premises complaints, high risk temporary, and mobile food vending vehicles with high or moderate inspection result)	Partial Cost	per half hour	110.00	0%
Reinspection (fixed, mobile and temporary premises) - where inspection takes <10 minutes and is compliant. Includes reinspection of initial inspection, subsequent Improvement Notice reinspections after initial reinspection, prohibition order	Zero	per half hour	0.00	0%
Reinspection Fee (fixed, mobile and temporary premises) - where result in non-compliant or inspection takes less than 10 minutes. Includes reinspection of initial inspection, and subsequent Improvement Notice reinspections after initial reinspection, prohibition order	Partial Cost	per half hour	160.00	0%
<b>Temporary Food Administration Fee</b>				
<i>(Fee based on one initial inspection of each registered temporary food premises within any financial year)</i>				
Temporary Food Premise - High Risk	Partial Cost	per stall	220.00	0%
Temporary Food Premise - Low Risk	Partial Cost	per stall	160.00	0%
Charitable/Not for Profit	Zero	per stall	0.00	0%
Administration fee for late submission of Temporary Food Event Application (applications are required 10 working days before the event)	Partial Cost	per event	255.00	0%
<b>Sampling of Food Premises for Bacteriological Analysis</b>				
Fee	Partial Cost	per sample	110.00	0%
<b>Swimming/Spa Pools inspection (inspection includes chemical test of water)</b>				
Fee	Partial Cost	per half hour	110.00	0%

## SCHEDULE OF FEES and CHARGES 2021/22

Description	Pricing Code	Unit of Measure	\$ Fee	GST
<b><u>REGULATORY</u></b>				
<b><u>INSPECTION FEES</u></b>				
<b>Sampling of Pool Water for Bacteriological Analysis</b>				
Fee	Partial Cost	per sample	110.00	0%
<b>Acoustic Performance Tests / Other Specialised Tests</b>				
Fee	Market	per employee / half hour	100.00	0%
<b>Food Administration Fee</b>				
<i>Fee includes one inspection</i>				
5 or less Food Handlers	Legislative	per premises	360.00	0%
5 or less Food Handlers (5 star Scores on Doors business)	Legislative	per premises	240.00	0%
5 or less Food Handlers (low risk premises)	Legislative	per premises	84.00	0%
More than 5 and up to 50 Food Handlers	Legislative	per premises	680.00	0%
More than 5 and up to 50 Food Handlers (5 star Scores on Doors business)	Legislative	per premises	455.00	0%
51 or more Food Handlers	Legislative	per premises	2000.00	0%
51 or more Food Handlers (5 star Scores on Doors business)	Legislative	per premises	1365.00	0%
Charitable/Not for Profit	Zero	per premises	0.00	0%
<b>Environmental Auditing/Inspection Fee</b>				
Fee	Partial Cost	per half hour	110.00	0%
<b>Water Cooling, Evaporative Cooling and Warm Water Systems</b>				
Sampling Fee	Partial Cost	per sample	110.00	0%
Inspection fee	Partial Cost	per inspection	235.00	0%
Audit Certificate Submission fee	Full Cost	per certificate	102.00	0%
Risk Management Plan Certificates Submission Fee	Full Cost	per certificate	102.00	0%
<b><u>HEALTH APPROVALS</u></b>				
<b>Mobile Food Vending Approval Fees</b>				
Food Truck Application Fee	Full Cost	per application, per annum	600.00	0%
Food Van Application Fee	Full Cost	per application, per annum	400.00	0%
<b>Temporary Health Inspection (includes hair/beauty, skin penetration)</b>				
Short Term Event				
Commercial	Full Cost	per stall	74.00	0%
Community	Partial Cost	per stall	26.50	0%
Charitable/Not for Profit	Zero	per stall	0.00	0%
Administration Fee for late submission of Skin Penetration Event applications (applications are required 10 working days before the event)	Partial Cost	per event	255.00	0%
<b><u>PUBLIC HEALTH ACT NOTIFICATIONS</u></b>				
<b>Skin Penetration Premises</b>				
Fee	Legislative	per notification	100.00	0%
<b>Water Cooling, Evaporative Cooling and Warm Water Systems</b>				
Fee	Legislative	per notification	115.00	0%
<b>Public Swimming Pools and Spa Pools</b>				
Fee	Legislative	per notification	100.00	0%

## SCHEDULE OF FEES and CHARGES 2021/22

Description	Pricing Code	Unit of Measure	\$ Fee	GST
<b><u>REGULATORY</u></b>				
<b><u>HEALTH ENFORCEMENT</u></b>				
<b>Notices or Orders</b>				
Administrative Fee - Part 4 Protection of the Environment Operations Act	Legislative	per notice	591.00	0%
Issue Improvement Notices (Food Act) - includes initial re-inspection	Legislative	per notice	330.00	0%
Issue Improvement Notices and Prohibition Orders - Regulated Systems	Legislative	per notice	560.00	0%
Issue Improvement Notices and Prohibition Orders - Swimming Pools, Spa's and Skin Penetration	Legislative	per notice	270.00	0%
Re-Inspection Fee subject to Prohibition Order (minimum charge: half hour; maximum charge: 2 hours)	Legislative	per hour	250.00	0%
<b><u>SUPPLY OF INFORMATION</u></b>				
<b>Notices or Orders</b>				
Viewing	Zero	per page	0.00	0%
Photocopying - A4 size	Full Cost	per page	2.00	0%
<b>Inspection History Data - Current Proprietors Only</b>				
<i>In relation to Food Premises, Hairdressing Shops, Beauty Salons, Premises used for Skin Penetration procedures, Places of Shared Accommodation.</i>				
Viewing	Zero	per page	0.00	0%
Photocopying - A4 size	Full Cost	per page	2.00	0%
<b>Food Hygiene Education Course</b>				
<i>No charge for this course - not accredited trainers</i>				
Fee	Zero	per person	0.00	10%
<b>Fire Safety and Egress Notices</b>				
Viewing	Zero	per page	0.00	0%
Photocopying - A4 copies	Full Cost	per page	2.00	0%
<b>Enquiry re Fire Safety of Property Requiring Inspection</b>				
Fee	Partial Cost	per application	500.00	10%
<b>Fire Safety - Stay of Penalty Infringement Application (re: Annual Fire Safety Statement)</b>				
Fee	Full Cost	per application	430.00	0%
<b><u>ESSENTIAL SERVICES</u></b>				
<b>Annual Fire Safety Statement</b>				
Inspection of premises regarding Annual Fire Safety Statement	Partial Cost	per certificate	196.00	10%
Annual Fire Safety Statement Administration fee	Market	per statement	81.00	0%
<b><u>BACKPACKER VEHICLES</u></b>				
<b>Auction Sales - Abandoned Vehicles</b>				
Auction Sales - Abandoned Vehicles	Partial Cost	per vehicle	350.00	10%
<b><u>IMPOUNDED VEHICLES</u></b>				
<b>Cost of Release</b>				
Advertisement and removal to impounding yard Plus Storage	Full Cost	per vehicle	355.00	0%
	Full Cost	per day	42.00	0%

## SCHEDULE OF FEES and CHARGES 2021/22

Description	Pricing Code	Unit of Measure	\$ Fee	GST
<b><u>REGULATORY</u></b>				
<b><u>IMPOUNDED ITEMS</u></b>				
<b>Removal and Storage</b>				
Small Item (1 person removal) e.g. signs, shopping trolleys, bikes	Market	per item	110.00	0%
Large Item (2 person removal) e.g. skip bins, mechanical items	Market	per item	220.00	0%
<b><u>IMPOUNDED ANIMALS</u></b>				
<b>Cost of Release</b>				
As per contract	Full Cost	per animal	Fee	0%
<b><u>CAT TRAP HIRE</u></b>				
<b>Security Deposit</b>				
Fee	Security Deposit	per hire	100.00	0%
<b>Trap Hire Fees</b>				
Pensioner	Zero	per hire	0.00	10%
Resident				
1 to 7 days	Market	per hire	15.00	10%
8 or more days	Market	per day	8.00	10%
<b><u>BUSKING APPROVALS</u></b>				
<b>Permit Fees</b>				
Annual permit (expiry: 12 months from date of application)	Market	per permit	47.00	0%
Quarterly permit (3 monthly)	Market	per permit	13.00	0%
Special busking permit safety review	Market	per permit	105.00	0%
<b><u>REPLACEMENT PERMITS</u></b>				
<b><i>First replacement free</i></b>				
Replacement permit - 12 month permit	Market	per permit	11.00	0%
Replacement permit - 3 month permit	Market	per permit	6.00	0%
<b><u>PREMISES NUMBERS</u></b>				
<b>Application fee for premises numbers other than those assigned</b>				
CBD	Full Cost	per permit	240.00	0%
Non-CBD	Full Cost	per permit	170.00	0%
<b><u>TREE INSPECTIONS</u></b>				
<b>Application for tree removal, inspection/approval</b>				
Fee	Partial Cost	per approval	85.00	0%
<b><u>STREET TREE PLANTING FOR DEVELOPMENT</u></b>				
<i>Fees encompass supply of tree, planting and establishment maintenance</i>				
<b>400 litre trees</b>				
Fee	Market	each	2800.00	0%
<b>200 litre trees</b>				
Fee	Market	each	2000.00	0%
<b>100 litre trees</b>				
Fee	Market	each	1500.00	0%

## SCHEDULE OF FEES and CHARGES 2021/22

Description	Pricing Code	Unit of Measure	\$ Fee	GST
<b>REGULATORY</b>				
<b>COMPANION ANIMALS</b>				
<b>Animal Registrations (Companion Animals Act 1998)</b>				
<i>Applies to all dogs and cats born, bought or sold from 1 July 1999</i>				
Entire Animal (not desexed)				
Registration Fee - Dog (not desexed)	Legislative	per animal	224.00	0%
Desexed Animal				
Registration Fee - Desexed Dog	Legislative	per animal	66.00	0%
Registration Fee - Desexed Cat	Legislative	per animal	56.00	0%
Reduced Fees for desexed animals purchased from an eligible pound or shelter:				
Registration Fee - Dog	Legislative	per animal	0.00	0%
Registration Fee - Cat	Legislative	per animal	0.00	0%
Reduced Fees for Recognised Breeders:				
Registration Fee - Dog	Legislative	per animal	66.00	0%
Registration Fee - Cat	Legislative	per animal	56.00	0%
Reduced Fees for Eligible Pensioners:				
Desexed Animal - First Animal	Zero	per animal	0.00	0%
Desexed Animal - Additional	Partial Cost	per animal	10.00	0%
Assistance Animal	Legislative	per animal	0.00	0%
Non-Resident Pensioners				
Desexed Animal - the Legislated Registration Fee applies	Legislative	per animal	27.00	0%
Late Fees				
Where registration fee is not paid within the legislated 28 days	Legislative	per animal	18.00	0%
<b>Annual Animal Permits</b>				
Late Fees				
Where permit fee is not paid within the legislated 28 days	Partial Cost	per animal	18.00	0%
Cats				
<i>Exemptions apply for all cats registered by 30 June 2020. From 1 July 2020, exemptions apply for all cats kept for breeding purposes by members of recognised breeding bodies, and cats which cannot be desexed for medical reasons.</i>				
Annual Permit Fee - Cat not desexed by 4 months of age	Legislative	per animal	81.00	0%
Dogs				
Annual Permit Fee - Dog of restricted breed	Legislative	per animal	197.00	0%
Annual Permit Fee - Dog declared dangerous	Legislative	per animal	197.00	0%
<b>Desexing Fees</b>				
<i>Available to Pensioner Concession and Health Care Card Holders</i>				
Subsidised Cat Desexing (male/female)	Partial Cost	per cat	52.00	10%
Subsidised Dog Desexing (male)	Partial Cost	per dog	135.00	10%
Subsidised Dog Desexing (bitch)	Partial Cost	per dog	185.00	10%
<b>Certificates of Compliance</b>				
Certificate of Compliance - Enclosures	Legislative	per certificate	150.00	0%
<b>Reviews</b>				
Review of Menacing/Dangerous Dog Declaration	Full Cost	per declaration	350.00	0%

## SCHEDULE OF FEES and CHARGES 2021/22

Description	Pricing Code	Unit of Measure	\$ Fee	GST
<b><u>CONSTRUCTION REGULATION</u></b>				
<b><u>HOISTING</u></b>				
<b>Application, Amendment and Approval to extend an approval for hoisting over roads using site-based devices.</b>				
Application Fee	Full Cost	per application	373.00	0%
<b><u>HOARDINGS AND HOISTING</u></b>				
<b>Application, Amendment and Approval to extend an approval for the erection of a hoarding on the public way.</b>				
Type A Hoarding Application	Full Cost	per application	373.00	0%
Type B Hoarding Application	Full Cost	per application	731.00	0%
Amendment and extension of an approval	Full Cost	per application	373.00	0%
Refunding of a fee prior to the expiry of an approval	Full Cost	per application	373.00	0%
Inspection Fee (including pre-approval or site establishment inspection fee, inspection of graphics)	Market	per inspection	353.00	0%
Neighbour notification for hoardings over laneways or referral to another authority (TransDev, Light Rail)	Full Cost	per application	244.00	0%
<b>"A" Type Hoardings</b>				
Without Traffic Barrier				
Outside City Centre	Full Cost	lineal mt/week	8.16	0%
City Centre	Full Cost	lineal mt/week	10.98	0%
With Traffic Barrier Along the Kerb line				
Outside City Centre	Full Cost	lineal mt/week	9.56	0%
City Centre	Full Cost	lineal mt/week	13.62	0%
<b>"B" Type Hoardings (including Cantilevered Hoardings)</b>				
Without Sheds				
Outside City Centre	Full Cost	lineal mt/week	10.98	0%
City Centre	Full Cost	lineal mt/week	15.43	0%
With Single Storey Site Sheds or Storage of Materials on Decks - Single row sheds				
Outside City Centre	Full Cost	lineal mt/week	16.10	0%
City Centre	Full Cost	lineal mt/week	29.54	0%
With Single Storey Site Sheds or Storage of Materials on Decks - Double row sheds				
Outside City Centre	Full Cost	lineal mt/week	32.20	0%
City Centre	Full Cost	lineal mt/week	59.10	0%
With Double Storey Site Sheds - Single row sheds				
Outside City Centre	Full Cost	lineal mt/week	31.26	0%
City Centre	Full Cost	lineal mt/week	44.00	0%
With Double Storey Site Sheds - Double row sheds				
Outside City Centre	Full Cost	lineal mt/week	62.64	0%
City Centre	Full Cost	lineal mt/week	87.98	0%
<b>Hoarding Occupation Fee - forming a work/storage compound area</b>				
<i>Please refer to the map in the City's Hoarding and Scaffolding Guidelines</i>				
Zone 1 - City Centre	Market	per m2/week	14.63	0%
Zone 2 - All other areas (non-City Centre)	Market	per m2/week	7.31	0%

## SCHEDULE OF FEES and CHARGES 2021/22

Description	Pricing Code	Unit of Measure	\$ Fee	GST
<b><u>CONSTRUCTION REGULATION</u></b>				
<b><u>HOARDINGS AND HOISTING</u></b>				
<b>Performance Bond for Hoarding on Footway</b>				
<i>Minimum \$10,000 / Maximum \$100,000</i>				
<b>"A" Type Hoardings</b>				
Non-granite paving or granite paving for minor works only (subject to the installation of protective coverings complying with the City's Hoarding & Scaffolding Guidelines)	Zero	per sq. mt of coverage	0.00	0%
Granite paving (without protective coverings)	Security Deposit	per sq. mt of coverage	681.00	0%
<b>"B" Type Hoardings</b>				
Non-granite paving	Security Deposit	per lineal mt	1357.00	0%
Granite paving	Security Deposit	per sq. mt of coverage	681.00	0%
<b><u>BARRICADES</u></b>				
<b>Placement on Footway</b>				
Fee	Market	per week or part thereof	97.00	0%
<b>Emergency Barricades and Lights</b>				
Initial attendance (call-out)	Full Cost	each	339.00	0%
Time charge on site	Full Cost	per hour	67.30	0%
<b><u>CRANE OPERATIONS</u></b>				
<b>Approval to stand and operate equipment - mobile crane, cherry-picker, concrete boom pump, travel tower, boom lift, scissor lift etc</b>				
Usage Fee	Market	per day or part thereof	193.00	0%
Usage Fee for Council Contractors	Market	per year or part thereof	193.00	0%
Fee to amend application	Market	per day or part thereof	193.00	0%
<b>Hoisting activity over roadway from site installed devices, cranes, personnel hoist, materials hoist, swinging stage, master climber etc</b>				
Fee	Market	per application	373.00	0%
<b>Crane and Other Road Operations - Involving Temporary Partial Road Closure</b>				
Major road lane closure - per lane	Market	per day or part thereof	1254.00	0%
Minor road lane closure - per lane	Market	per day or part thereof	626.00	0%
Minor road lane closure - single residential dwelling only	Market	per day or part thereof	216.00	0%



## SCHEDULE OF FEES and CHARGES 2021/22

Description	Pricing Code	Unit of Measure	\$ Fee	GST
<b><u>CONSTRUCTION REGULATION</u></b>				
<b><u>TEMPORARY FOOTPATH CROSSINGS</u></b>				
<b>Standard Footway Crossing or Standard Conduit Ramp</b>				
<i>(in accordance with the City's specification and constructed to the City's satisfaction)</i>				
Fee	Market	per week or part thereof	97.00	0%
<b>Standard Footway Crossing or Standard Conduit Ramp - for purpose of cleaning grease traps</b>				
<i>(in accordance with the City's specification and constructed to the City's satisfaction)</i>				
Per week or part thereof	Partial Cost	per approval	87.00	0%
Per month or part thereof	Partial Cost	per approval	155.00	0%
Per year or part thereof	Partial Cost	per approval	592.00	0%
<b><u>TEMPORARY WORKS</u></b>				
<b>Mobile scaffolds, concrete line pumps, ladders, abseil/rope access etc</b>				
Fee	Market	per week or part thereof	97.00	0%
Fee to amend application	Market	per week or part thereof	97.00	0%
Loading/Unloading - single residential properties only	Market	per week or part thereof	289.00	0%
<b><u>OTHER PERFORMANCE BONDS</u></b>				
<b>Trees impacted by development</b>				
<i>(as required under a development or building application, or as advised by the City Greening and Leisure unit)</i>				
Security Deposit	Security Deposit	per tree	2000.00 - 20000.00	0%
<b><u>WASTE CONTAINERS ON THE PUBLIC WAY - Single Residential Dwellings - Section 68 of the LGA Act</u></b>				
<b>Confiscation/Storage/Release Fee</b>				
Small licenced bins 2.5m x 1.5m x 1m:	Market	per container	990.00	0%
All other sizes exceeding the above dimensions:	Market	per container	1483.00	0%

## SCHEDULE OF FEES and CHARGES 2021/22

Description	Pricing Code	Unit of Measure	\$ Fee	GST
<b>CONSTRUCTION REGULATION</b>				
<b>WORKS ZONES</b>				
<i>See Ticket Parking Section for Parking Meter Space Removal Fees</i>				
<b>Deposit</b>				
Project valued up to \$100,000	Security Deposit	per frontage	13380.00	0%
Project valued over \$100,000	Security Deposit	per frontage	27740.00	0%
<b>Fee</b>				
Application Fee (non-refundable)	Full Cost	per application	1745.00	0%
<b>Consultant Advice</b>				
Fee (recovery of the City's costs, plus 10% administration fee)	Full Cost	per occasion	Fee	0%
<b>Core Area Works Zones</b>				
<i>All streets within the area bounded by Alfred Street, Macquarie Street then Elizabeth Street to Eddy Avenue, Broadway and Wattle Street, plus Kings Cross.</i>				
Up to 12 hours per day, for the first 12 months	Full Cost	Per lineal mtr, per week	137.00	0%
Up to 12 hours per day, after 12 months	Full Cost	Per lineal mtr, per week	177.00	0%
Over 12 hours per day, for the first 12 months	Full Cost	Per lineal mtr, per week	177.00	0%
Over 12 hours per day, after 12 months	Full Cost	Per lineal mtr, per week	203.00	0%
<i>Note - Any fee increase approved by Council shall apply to existing and new Works Zones.</i>				
<b>Standard Works Zones</b>				
<i>(outside Core Area)</i>				
Up to 12 hours per day, for the first 12 months	Full Cost	Per lineal mtr, per week	88.00	0%
Up to 12 hours per day, after 12 months	Full Cost	Per lineal mtr, per week	117.00	0%
Over 12 hours per day, for the first 12 months	Full Cost	Per lineal mtr, per week	107.00	0%
Over 12 hours per day, after 12 months	Full Cost	Per lineal mtr, per week	142.00	0%

## SCHEDULE OF FEES and CHARGES 2021/22

Description	Pricing Code	Unit of Measure	\$ Fee	GST
<b><u>PROPERTIES, ROADS AND FOOTWAYS</u></b>				
<b><u>FOOTWAY USAGE APPROVALS (including outdoor eateries)</u></b>				
<b>Rental fee for use of footway areas</b>				
Zone 1 - Circular Quay, City Centre	Market	per m2/annum	690.00	0%
Zone 1A - Darlinghurst, Woolloomooloo and South Sydney (east)	Market	per m2/annum	335.00	0%
Zone 2 - Pyrmont; Ultimo; Chippendale; King St Newtown; Glebe Point Rd	Market	per m2/annum	245.00	0%
Zone 3 - South Sydney (south)	Market	per m2/annum	195.00	0%
Zone 4 - Glebe, Forest Lodge	Market	per m2/annum	145.00	0%
Zone 5 - Regent St and Redfern St Redfern	Market	per m2/annum	175.00	0%
Zone 6 - Darlinghurst Rd and William St	Market	per m2/annum	255.00	0%
Zone 6A - Oxford St	Market	per m2/annum	250.00	0%
Zone 7 - Various CBD Laneways	Market	per m2/annum	145.00	0%
<b>Administration Fee</b>				
Administration Fee	Partial Cost	per application	330.00	0%
<b>Security Deposit</b>				
\$500 or 3 months Licence Fee, whichever is the greater	Security Deposit	per licence	Fee	0%
<b>Rental Fee for Deck Structures</b>				
Deck Structure	Partial Cost	per annum	6820.00	10%
<b>Extension of an existing approved Footway Usage Area, for a trial period (up to 12 months) by Resolution of Council</b>				
Planning assessment, notification, footway usage rental (for extended area only) and administration fees	Zero	per application	0.00	0%
<b><u>LICENCE FOR AIRSPACE ABOVE FOOTPATHS - (Verandahs and Balconies)</u></b>				
<b>Commercial - main streets</b>				
<i>Set by negotiation based on specifics of application</i>				
Fee	Market	per m2/week	Fee + GST	10%
<b>Commercial - other streets</b>				
<i>Set by negotiation based on specifics of application</i>				
Fee	Market	per m2/week	Fee + GST	10%
<b><u>ROAD CLOSURE AND SALE</u></b>				
<b>Application Fee</b>				
Fee	Market	per application	8600.00	0%
<b>Additional Fee</b>				
<i>Application fee may vary based on costs incurred by the City to process the application</i>				
Recoverable Fees (Advertising, valuation etc)	Market	per application	Fee	0%

## SCHEDULE OF FEES and CHARGES 2021/22

Description	Pricing Code	Unit of Measure	\$ Fee	GST
<b><u>PROPERTIES, ROADS AND FOOTWAYS</u></b>				
<b><u>ROAD LEASING AND STRATUM LEASING FEES (UNDER S.153 S.149 &amp; S.138 ROADS ACT)</u></b>				
<b>Road Leasing Fees</b>				
Rental Charge	Market	per annum	Fee + GST	10%
Application Fee	Partial Cost	per application	4920.00	10%
<b>Stratum Leasing Fees for Airspace above or Tunnel below Roads</b>				
Rental Charge	Market	per annum	Fee + GST	10%
Recoverable Fees (advertising, valuation, etc)	Market	per application	Fee + GST	10%
<b>Consent under S.138 Roads Act</b>				
<i>Applicable to all S.138 consents, with the exception of Public Art</i>				
Rental Charge	Market	per annum	Fee + GST	10%
Recoverable Fees (advertising, valuation, etc)	Market	per application	Fee + GST	10%
<b>Renewals</b>				
Application Fee	Partial Cost	per application	3160.00	10%
<b>Assignment &amp; Sub-lease</b>				
Application Fee	Partial Cost	per application	730.00	10%
<b><u>STREET VENDING CONSENT UNDER S139 ROADS ACT</u></b>				
<b>Administration</b>				
Fee	Partial Cost	per application	1100.00	0%
<b>Rental Charge</b>				
Fee	Market	per annum	Fee	0%
<b>Recoverable Fees (advertising, valuation, etc)</b>				
Fee	Market	per application	Fee	0%
<b><u>SERVICE PIPELINES, CONDUITS AND CABLES LICENCE FEE (Use of Public Way)</u></b>				
<b>Stormwater pipelines</b>				
Fee	Market	per metre	11.00	0%
<b>Pipelines - Other than stormwater</b>				
Up to 0.1m in diameter and up to 20m in length	Market	per annum	255.00	0%
Additional lengths (in excess of 20m)	Market	per metre	17.50	0%
Between 0.1m and 0.2m in diameter and up to 20m in length	Market	per annum	480.00	0%
Additional Charge over 20m	Market	per metre	33.50	0%
Over 0.2m in diameter and up to 20m in length	Market	per annum	710.00	0%
Additional Charge over 20m	Market	per metre	45.50	0%
Additional pipelines within same excavation	Market	per metre	5.60	0%
<b>Cables &amp; Conduits (up to 1km)</b>				
Fee	Market	per metre	17.50	0%
<b>Pipelines, Cables and Conduits (greater than 1 km)</b>				
Underground	Market	per km	710.00	0%
Above ground	Market	per km	1450.00	0%
<b>Other Structures laid, erected, suspended, constructed or placed on, under or over a public place (Section 611 LGA Act 1993)</b>				
Assessed on a commercial basis	Market	per annum	Fee	0%

## SCHEDULE OF FEES and CHARGES 2021/22

Description	Pricing Code	Unit of Measure	\$ Fee	GST
<b><u>PROPERTIES, ROADS AND FOOTWAYS</u></b>				
<b><u>FILLER BOX / FILLER LINES</u></b>				
<b>Annual Licence Fee</b>				
Existing Installations Only	Market	per licence	170.00	0%
<b>Inspection Fee</b>				
<i>(Chargeable only in the case of an application for permission to install a new petrol fill box or relocation of a petrol fill box)</i>				
Fee	Market	each	68.00	0%
<b><u>OWNERS CONSENT FOR DEVELOPMENT APPLICATION (DA) - ON COUNCIL OWNED LAND</u></b>				
<b>Application Fee for Owners Consent to Minor DA's (i.e.: Shop Fit-out)</b>				
Fee	Partial Cost	per application	255.00	0%
<b>Application Fee for Owners Consent to Major DA's (i.e.: structures on, over or below City owned land)</b>				
Fee	Partial Cost	per application	1290.00	0%
<b><u>COMMERCIAL FILMING IN OR ON COUNCIL BUILDINGS</u></b>				
<i>Filming charges apply as per Filming on Council Streets, Parks and Open Space</i>				
Additional venue hire rates apply per building, by negotiation	Market	per hour	Fee	0%
<b><u>DISTRIBUTION OR DISPLAY OF ADVERTISING MATTER, OTHER MATERIALS AND ASSOCIATED STRUCTURES IN A PUBLIC PLACE</u></b>				
<b>Long Term/Commercial Promotions</b>				
Assessed on a commercial basis	Market	per annum	Fee	0%

## SCHEDULE OF FEES and CHARGES 2021/22

Description	Pricing Code	Unit of Measure	\$ Fee	GST
<b><u>ROADS MANAGEMENT</u></b>				
<b><u>TEMPORARY ROAD CLOSURES FOR CONSTRUCTION WORKS AND MOBILE CRANES</u></b>				
<b>Application Fees (non-refundable)</b>				
Application Fee	Market	per approval	1776.00	0%
Deferred Date Application Fee	Market	per approval	974.00	0%
<b>Road Closure Fees</b>				
Major Road - Temporary full closure per block (full day rate)	Market	per lane/day	1938.00	0%
Minor road - Temporary full closure per block (full day rate)	Market	per lane/day	974.00	0%
Where road is closed for less than one day, the fee is calculated in 4-hour blocks, as a percentage of the full day rate for a major road closure or a minor road closure, as applicable				
Less than 4 hours	Market	per closure	25.00	% 0%
4 hours to less than 8 hours	Market	per closure	50.00	% 0%
8 hours to less than 12 hours	Market	per closure	75.00	% 0%
12 hours to less than 24 hours	Market	per closure	100.00	% 0%
24 hours or more	Market	per closure	pro rata	0%
<b><u>USER PAYS SIGNPOSTING (excluding Works Zones)</u></b>				
<b>Administration Charge</b>				
Per street block	Full Cost	per approval	155.00	0%
<b>Signposting Cost</b>				
As per tender rates	Full Cost	per item	Fee	0%
<b>Urgent Installation Fee</b>				
Less than 14 days	Full Cost	per approval	115.00	0%
<b><u>TEMPORARY ROAD CLOSURE FOR STREET EVENTS</u></b>				
<b>Road Closure Fees</b>				
Temporary Full or Partial Major Road Closure				
Commercial and Private Users	Market	per block, per day	1000.00	0%
NFP Organisations, Charities and Public Schools	Zero	per block, per day	0.00	0%
Temporary Full or Partial Minor Road Closure				
Commercial and Private Users	Market	per block, per day	500.00	0%
NFP Organisations, Charities and Public Schools	Zero	per block, per day	0.00	0%
Temporary Full Road Closure for Sporting Events (minimum: \$2,000.00)				
Commercial and Private Users	Market	per 100 lineal metres	210.00	0%
<b>Parking Fees</b>				
Use of Ticket Parking (Monday - Friday)	Market	per car space, per day	85.00	0%
Use of Ticket Parking (Saturday - Sunday)	Market	per car space, per day	60.00	0%

## SCHEDULE OF FEES and CHARGES 2021/22

Description	Pricing Code	Unit of Measure	\$ Fee	GST
<b><u>ROADS MANAGEMENT</u></b>				
<b><u>ACTIVITIES REQUIRING APPROVAL OF COUNCIL - S116(2)</u></b>				
<b><u>ROADS ACT 1993</u></b>				
<b>Applications for Consent</b>				
Advertising (Recovery of the City's costs)	Full Cost	per newspaper advertisement	Fee	0%
Administration Fee	Partial Cost	per application	2689.00	0%
<b><u>OVERSIZE AND OVER MASS VEHICLE ACCESS</u></b>				
Pavement Assessment (Recovery of the City's costs)	Full Cost	per application	Fee	0%
Route Assessment	Partial Cost	per application	268.00	0%
<b><u>MISCELLANEOUS</u></b>				
<b>Street Furniture Supply, Storage, Install and Remove</b>				
<i>Remove, store and re-install. Including power and plumbing disconnection and/or reconnection where required</i>				
Assessed on a commercial basis	Market	per approval	Fee + GST	10%
<b>Flood Planning</b>				
Provision of Flood Study Numerical Model	Market	per application	215.00	10%
<b>Driveway Line Marking</b>				
Driveway Holding Lines	Market	per driveway	206.00	0%
Painted Chevron (Recovery of the City's costs)	Full Cost	per driveway	Fee	0%

## SCHEDULE OF FEES and CHARGES 2021/22

Description	Pricing Code	Unit of Measure	\$ Fee	GST
-------------	--------------	-----------------	--------	-----

### **PUBLIC DOMAIN CHARGES**

#### **DEVELOPMENT SITES / S138 ROADS ACT APPROVALS**

**Note: Approval may be under a DA consent, or a S138 Roads**

#### **Act application.**

*Note: bonds may be retained in full by the City until all public domain construction and rectification works are completed to City standards and the required documentation is provided. A minimum of 10% of the bond amount may be retained for the duration of the specified defects liability period.*

#### **Public Domain Works Bond**

*Applicable when works are constructed in the public domain (e.g.: for approved Public Domain Plans) and calculated on the total area (m<sup>2</sup>) and/or lineal metres (lm) of public domain works for each of the proposed materials listed below. A minimum area of 1 m<sup>2</sup> and/or a minimum length of 1 lm apply. The bond may also include and be held against potential damage to the public domain that may arise during the works, in lieu of a separate Public Domain Damage bond, to allow release of a separate Public Domain Damage bond.*

Stone, Brick or Concrete Paver Footway	Security Deposit	per m <sup>2</sup>	830.00	0%
Asphalt or Concrete Footway	Security Deposit	per m <sup>2</sup>	380.00	0%
Asphalt Surfaced Roadway with Concrete Base	Security Deposit	per m <sup>2</sup>	690.00	0%
Asphalt Surfaced Roadway with DGB Road Base	Security Deposit	per m <sup>2</sup>	480.00	0%
Concrete Roadway	Security Deposit	per m <sup>2</sup>	570.00	0%
Strip and Resurface Asphalt Roadway	Security Deposit	per m <sup>2</sup>	330.00	0%
Concrete Kerb & Gutter	Security Deposit	per lm	480.00	0%
Concrete Gutter Only	Security Deposit	per lm	290.00	0%
Stone Kerb	Security Deposit	per lm	715.00	0%
Grassed Area	Security Deposit	per m <sup>2</sup>	115.00	0%
Trees	Security Deposit	each	1500.00	0%

#### **Public Domain Incomplete Lighting Works Bond**

*Applicable when the completion of lighting works are delayed, due to unforeseen circumstances beyond the developer's control*

Incomplete Lighting Works - charged at cost of works, with a minimum charge of \$1,000.00	Security Deposit	Per application	Fee	0%
---	------------------	-----------------	-----	----



## SCHEDULE OF FEES and CHARGES 2021/22

Description	Pricing Code	Unit of Measure	\$ Fee	GST
<b><u>PUBLIC DOMAIN CHARGES</u></b>				
<b><u>DEVELOPMENT SITES / S138 ROADS ACT APPROVALS</u></b>				
<b><u>Note: Approval may be under a DA consent, or a S138 Roads Act application.</u></b>				
<b>Public Domain Damage Bond</b>				
<i>Applicable to all public domain frontages (including footpaths and roadway) where the frontages may be damaged during the development works. The bond is calculated on the total area (m2) of public domain frontage plus 2m for each adjoining property, multiplied by the corresponding rate for the existing footpath and roadway surface treatment, as listed below. A minimum area of 1 m2 applies. Note: a kerb and gutter damage bond may also apply, as listed below.</i>				
Stone, Brick or Concrete Paver	Security Deposit	per m2	440.00	0%
Asphalt or Concrete	Security Deposit	per m2	200.00	0%
<b>Kerb and Gutter Damage bond</b>				
<i>May be applied by the City for protection of stone kerbs and gutters from damage or loss during development activity</i>				
Protection of Kerb and Gutter	Security Deposit	per 1m	780.00	0%
<b>Public Domain Inspections for S138 Roads Act Approvals</b>				
Inspection Fee - Works in the public domain - S138 Roads Act approvals (where Public Domain works are not the result of a Development Application approval)				
<i>Fee based on cost of public domain works</i>				
Not Exceeding \$10,000	Market	per application	1225.00	0%
Greater than \$10,000, up to \$50,000	Market	per application	2258.00	0%
Greater than \$50,000, up to \$250,000	Market	per application	4513.00	0%
Greater than \$250,000, up to \$500,000	Market	per application	11284.00	0%
Greater than \$500,000, up to \$1,000,000	Market	per application	18054.00	0%
Greater than \$1,000,000	Market	per application	27081.00	0%
<b>Public Domain Inspection - Subdivision Works and Construction Certificates</b>				
Inspection Fee - works associated with land dedication				
<i>Fee based on cost of subdivision and associated works</i>				
Not exceeding \$50,000	Market	per application	2258.00	0%
Greater than \$50,000 and up to \$250,000	Market	per application	4513.00	0%
Greater than \$250,000 and up to \$500,000	Market	per application	11284.00	0%
Greater than \$500,000 and up to \$1,000,000	Market	per application	18054.00	0%
Greater than \$1,000,000 and up to \$2,000,000	Market	per application	27081.00	0%
Greater than \$2,000,000 and up to \$5,000,000	Market	per application	37613.00	0%
Greater than \$5,000,000	Market	per application	42126.00	0%
Review of Subdivision Works Documentation				
Review of Construction Certificate Documentation	Market	each	220.00	10%
Other Document Review (e.g. compaction tests)	Market	per project	310.00	10%
Review of re-submission arising from amended proposal/site circumstances	Market	per application	110.00	10%

## SCHEDULE OF FEES and CHARGES 2021/22

Description	Pricing Code	Unit of Measure	\$ Fee	GST
<b><u>PUBLIC DOMAIN CHARGES</u></b>				
<b><u>DEVELOPMENT SITES / S138 ROADS ACT APPROVALS</u></b>				
<b><u>Note: Approval may be under a DA consent, or a S138 Roads Act application.</u></b>				
<b>Public Domain Re-inspections</b>				
<i>Repeat Inspection Fee: applicable on the 3rd inspection where works remain non-compliant</i>				
Fee	Market	per inspection	310.00	0%
<b>Public Domain Inspection - less than 24 hours notice call out</b>				
<i>Applicable if inspection can be accommodated at short notice</i>				
Fee	Market	per inspection	160.00	0%
<b>Dewatering Connection Fees</b>				
Application Fee (perform site inspection and verify information supplied)	Market	per application	770.00	0%
Peer Review Fee	Market	per application	2500.00	10%
Additional peer review to reflect requested amendments or updates to approved plans	Market	per review	520.00	10%
Security Bond (required if an underground connection into the City's stormwater pit is approved)	Security Deposit	per connection	13000.00	0%
<b><u>DETERMINATION OF PUBLIC DOMAIN PLANS</u></b>				
<i>Applicable for development consents or under S138 Roads Act approvals.</i>				
<b>Single residential, small commercial or industrial property (less than 9 lm frontage)</b>				
Application fee (perform site inspection and verify/assess information supplied)	Market	per street frontage	310.00	0%
<b>Multi-unit residential, larger commercial or industrial property (greater than 9 lm frontage)</b>				
Application fee (perform site inspection and verify/assess information supplied)	Market	per street frontage	635.00	0%
<b><u>DETERMINATION OF PUBLIC DOMAIN LEVELS AND GRADIENTS</u></b>				
<i>(where approval is not included with the development application)</i>				
<b>Single residential, small commercial or industrial property (less than 9 lm frontage)</b>				
Application fee (perform site inspection and verify/assess information supplied)	Market	per street frontage	310.00	0%
<b>Multi-unit residential, larger commercial or industrial property (greater than 9 lm frontage)</b>				
Application fee (perform site inspection and verify/assess information supplied)	Market	per street frontage	635.00	0%
<b><u>STORMWATER DRAINAGE CONNECTIONS</u></b>				
<b>Connection to City Gully Pit, Manhole or Underground Pipe</b>				
Application fee (perform site inspection and verify applicant-supplied information). Note: an additional fee for the preparation of a positive covenant is chargeable in all cases (see Legal Document Preparation Fees)	Market	per connection	635.00	0%

## SCHEDULE OF FEES and CHARGES 2021/22

Description	Pricing Code	Unit of Measure	\$ Fee	GST
<b><u>PUBLIC DOMAIN CHARGES</u></b>				
<b><u>SECTION 138 ROADS ACT - INSTALLATION OF TEMPORARY GROUND ANCHORS IN THE ROAD RESERVE</u></b>				
<b>Application Fee Based on Cost of Work</b>				
Not exceeding \$10,000				
Fee	Market	per application	635.00	0%
Greater than \$10,000, up to \$100,000				
Fee plus	Market	per application	635.00	0%
In excess of \$10,000	Market	per \$1,000 over \$10,000	6.30	0%
Greater than \$100,000, up to \$500,000				
Fee plus	Market	per application	1205.00	0%
In excess of \$100,000	Market	per \$1,000 over \$100,000	3.15	0%
Greater than \$500,000, up to \$1,000,000				
Fee plus	Market	per application	2465.00	0%
In excess of \$500,000	Market	per \$1,000 over \$500,000	3.15	0%
Exceeding \$1,000,000				
Fee plus	Market	per application	4040.00	0%
In excess of \$1,000,000	Market	per \$1,000 over \$1,000,000	3.15	0%
<b>Inspection Fee</b>				
Fee	Market	per application	360.00	0%
<b>Damage Security Bond for Temporary Ground Anchors in the City's footway or roadway</b>				
<i>Note: Minimum bond of \$250,000.00. Bonds will be retained in full by the City until six months after the de-stressing of the ground anchors has been accepted by the City.</i>				
Security Bond	Security Deposit	per lineal metre of frontage	7570.00	0%

## SCHEDULE OF FEES and CHARGES 2021/22

Description	Pricing Code	Unit of Measure	\$ Fee	GST
<b><u>DRIVEWAY, ROADWAY, FOOTWAY AND KERB AND GUTTER CHARGES WHERE WORKS ARE PERFORMED BY THE APPLICANT OR THEIR CONTRACTOR</u></b>				
<b><u>ROADWAY, FOOTWAY, KERB &amp; GUTTER FEES</u></b>				
<b>Road Opening Permit</b>				
Permit Fee (chargeable in all cases)	Market	per permit	130.00	0%
<b>Security Deposit (refundable 12 months after works completed to City specification, and in accordance with the City Standard Conditions for Openings)</b>				
Fee = 100% of calculated GST Inclusive Council Restoration Charge where works are undertaken by Council (refer below)	Security Deposit	per permit	Fee	0%
<b>Inspections by Council</b>				
<i>Inspection of restoration work performed by Applicant or their Contractors</i>				
Standard 2 Inspection Fee (chargeable in all cases, including private and public utility works required as part of restoration)	Market	per restoration	923.00	0%
After Hours Call Out Inspection Fee (outside the hours of 6am to 3pm weekdays, plus all weekend)	Market	per inspection	693.00	0%
Additional Inspections (applicable where corrective works required)	Market	per inspection	462.00	0%
<b><u>DRIVEWAY FEES</u></b>				
<b>Applicant to Perform Own Works</b>				
<i>Applicant to perform own works - refer to Road Opening Permits fee group for charges additional to inspection fees</i>				
Confirm Construction Requirements and Perform Site Inspections - cost includes two inspections and is chargeable in all cases	Market	each	954.00	0%
Additional Site Inspections (applicable where corrective works are required)	Market	per inspection	462.00	0%
<b><u>ROAD OPENING PERMITS</u></b>				
<b><u>ROAD OPENING PERMITS</u></b>				
<b>Permit Fee</b>				
Chargeable in all cases	Market	per permit	130.00	0%
<b>Deposit - Per Permit</b>				
<i>Driveway Charges - refunds will be processed when the driveway is deemed complete and final inspection verifies works are to City standards. Restoration Charges - refunds/invoices will be processed when the temporary reinstatement complies with the City's Road Opening Conditions, and the costing of the permanent reinstatement has been determined</i>				
Security Deposit (refundable - applicant performing own works)	Security Deposit	per permit	2856.00	0%
<b>Establishment fee</b>				
<b><i>Will be applied to each restoration job site</i></b>				
Establishment fee	Market	per site	162.80	10%

## SCHEDULE OF FEES and CHARGES 2021/22

Description	Pricing Code	Unit of Measure	\$ Fee	GST
-------------	--------------	-----------------	--------	-----

### **RESTORATION CHARGES FOR DRIVEWAYS, ROADWAYS, FOOTWAYS, KERB & GUTTERS WHERE WORKS ARE PERFORMED BY COUNCIL**

#### *Restoration Charges - Notes*

- 1: Prices quoted are inclusive of GST, unless indicated. Works carried out by utilities or their authorised agents in relation to the placement, creation, maintenance, enhancement or removal of utility assets within the public road or public open space as part of their responsibility of providing, managing and operating a utility network are free of GST.
- 2: All rates are per square metre (m<sup>2</sup>) or lineal metre (lm), and include cost of labour, materials and overheads unless otherwise stated.
- 3: Minimum charge per line item is 1 m<sup>2</sup> or 1 lm, except for Bicycle Lane Separator, Bicycle Lane Coating and TGS/ replacement.
- 4: An additional surcharge of 30% over standard rate is charged for works in high traffic locations within the CBD, State or Regional Roads, or where required by RMS restrictions.
- 5: Openings greater than 10m<sup>2</sup> but less than 50m<sup>2</sup> within footways will be subject to a 5% reduction in restoration charges.
- 6: Openings of 50m<sup>2</sup> or greater within footways will be subject to a 15% reduction in restoration charges.

### **ROADWAY**

#### **Asphalt Surfaced Roadway & Concrete Base including dowelling**

Fee	Market	per m <sup>2</sup>	768.00	10%
-----	--------	--------------------	--------	-----

#### **Concrete Roadway including Dowelling**

Fee	Market	per m <sup>2</sup>	639.00	10%
-----	--------	--------------------	--------	-----

#### **Asphalt Roadway & FCR Road base**

Fee	Market	per m <sup>2</sup>	536.00	10%
-----	--------	--------------------	--------	-----

#### **Strip & Resurface Asphalt Roadway (no base repairs)**

Fee	Market	per m <sup>2</sup>	371.00	10%
-----	--------	--------------------	--------	-----

#### **Stencilling of Concrete or Asphalt**

Fee	Market	per m <sup>2</sup>	101.00	10%
-----	--------	--------------------	--------	-----

#### *Stencilling - Notes*

- 1: Stencilling is charged in addition to the Roadway Restoration surface and base materials required.

#### **Bicycle Lane Separator**

Fee	Market	per lm	230.00	10%
-----	--------	--------	--------	-----

#### **Bicycle Lane Counter/Loop**

Supply & Installation	Market	each	13902.00	10%
-----------------------	--------	------	----------	-----

#### **Bicycle Lane Coating**

Fee	Market	per m <sup>2</sup>	76.00	10%
-----	--------	--------------------	-------	-----

#### *Bicycle Lanes - Notes*

- 1: Bicycle Lane Separator and Coating fees are charged in addition to the roadway surface and base required.
- 2: Bicycle Lane Separator replacement must be measured to the nearest full section lock-in joint at each end.
- 3: Minimum charge for Bicycle Lane Separator is 1.5 lm.
- 4: Roadway Restoration in Designated Bicycle Lanes must be the full width of the Designated Bicycle Lane by a minimum metre in length to provide a safe permanent restoration for bicycle riders.
- 5: Any Bicycle Lane Counter/Loop damaged during road openings requires complete unit replacement in the permanent restoration.
- 6: Minimum charge for Bicycle Lane Coating is \$350.00

#### **Line marking**

Fee	Market	per lm	66.00	0%
-----	--------	--------	-------	----

#### *Line marking - Notes*

- 1: Line marking Fee is charged in addition to the Roadway Restoration surface and base materials required.
- 2: Line marking includes lines, symbols and text adhered to the Roadway.
- 3: Minimum charge for Line marking is \$350 (does not apply when work amount for line marking exceeds the charge).

#### **Road Wooden Block Pavers**

Road Sub Base	Market	per m <sup>2</sup>	639.00	10%
---------------	--------	--------------------	--------	-----

## SCHEDULE OF FEES and CHARGES 2021/22

Description	Pricing Code	Unit of Measure	\$ Fee	GST
<b><u>RESTORATION CHARGES FOR DRIVEWAYS, ROADWAYS, FOOTWAYS, KERB &amp; GUTTERS WHERE WORKS ARE PERFORMED BY COUNCIL</u></b>				
<b><u>FOOTWAY</u></b>				
<b>Pebblecrete</b>				
Fee	Market	per m2	506.00	10%
<b>Concrete Footway</b>				
Fee	Market	per m2	373.00	10%
<b>Asphalt Footway &amp; FCR Road base</b>				
Fee	Market	per m2	290.00	10%
<b>Asphalt Footpath with Concrete Base</b>				
Fee	Market	per m2	570.00	10%
<b>Strip &amp; Resurface Asphalt Footway (no base repairs)</b>				
Fee	Market	per m2	186.00	10%
<b>Kerb Ramp (Concrete or Asphalt)</b>				
Fee	Market	per kerb ramp	1791.00	10%
<i>Kerb Ramp - Notes</i>				
1: Any opening in a concrete or asphalt kerb ramp will require reconstruction of the whole kerb ramp.				
<b>Tactile Ground Surface Indicators (TGSi)</b>				
Directional Tactile (Strip)	Market	per strip	87.00	0%
Warning Tactile (Disc)	Market	per disc	12.00	0%
<i>TGSi - Notes</i>				
1: TGSi replacement is charged in addition to the Footway Restoration surface and base materials required.				
2: Minimum charge for directional or warning tactiles of \$120.00 (does not apply when work amount for directional or warning tactile exceeds the charge).				
<b>Concrete Footpath Joint - "Trip Stop" or equivalent</b>				
<i>Note: Only for full depth concrete footpaths and concrete sub-base under other surface materials, applied along tree lined footpaths, including as a minimum the areas under a tree canopy. Spaced at each joint with no dummy joints allowed</i>				
Supply Only	Full Cost	per piece	40.00	10%
Supply and Install	Full Cost	per piece	78.00	10%
<b>Grassed Area</b>				
Fee	Market	per m2	109.00	10%
<b>Garden Area</b>				
Fee	Market	per m2	265.00	10%
<b>Tree Surrounds (Porous)</b>				
Porous Terrabond or similar material	Market	per m2	500.00	10%
Crushed Granite	Market	per m2	163.00	10%
<b>Soft Fall/Recycled Rubber</b>				
Supply and Install	Market	per m2	489.00	10%
<b>Establishment Fee</b>				
<i>All driveways constructed by the City will be charged an establishment fee for design and site costs</i>				
Site Establishment	Market	each	1500.00	10%
<b>Stone, Brick or Concrete Pavers on a Reinforced Concrete Base (excluding paver supply)</b>				
Fee	Market	per m2	989.00	10%
<b>150mm Concrete (Residential)</b>				
Fee	Market	per m2	565.00	10%
<b>200mm Concrete (Commercial)</b>				
Fee	Market	per m2	627.00	10%

## SCHEDULE OF FEES and CHARGES 2021/22

Description	Pricing Code	Unit of Measure	\$ Fee	GST
<b><u>RESTORATION CHARGES FOR DRIVEWAYS, ROADWAYS, FOOTWAYS, KERB &amp; GUTTERS WHERE WORKS ARE PERFORMED BY COUNCIL</u></b>				
<b><u>KERB &amp; GUTTER</u></b>				
<b>Re-lay Kerb Stone (excluding kerb stone supply)</b>				
Fee	Market	per 1m	698.00	10%
<b>Supply Kerb Stones</b>				
Trachyte	Market	per 1m	1798.00	10%
Granite	Market	per 1m	1080.00	10%
Sandstone	Market	per m	422.00	10%
Bluestone	Market	per m	366.00	10%
Precast concrete	Market	per 1m	86.00	10%
<b>Construct Concrete Gutter</b>				
Fee	Market	per 1m	326.00	10%
<b>Construct Concrete Kerb &amp; Gutter</b>				
Fee	Market	per 1m	536.00	10%
<b>EKI (Extended Kerb Inlet/Precast Concrete Pit Lintel)</b>				
Supply and Install (recovery of the City's costs)	Full Cost	each	Fee + GST	10%
<b>Stormwater Drainage Outlet in Kerbstone</b>				
Fee	Market	per outlet	582.00	10%

1. To aid sustainability, the City encourages the preservation of existing kerbstones/pavers wherever possible.
2. Cracked and sawcut kerbstones/pavers are not reusable. Full replacement for all non-reusable kerbstones/pavers will be added to the permanent restoration to ensure the pre-road opening laid condition can be restored.
3. Reusable kerbstones/pavers must be returned in a clean state (fee of adhesive and/or mortar) to be accepted for re-use, to a designated storage location, at the instruction of the City's Restorations Coordinator.
4. A City Delivery Record of Reusable Kerbstones/Pavers (Road Opening Permit details plus reusable kerbstone/paver type and quantity in 1m) is required to avoid the cost of replacement kerbstones/pavers being added to the permanent restoration charges.
5. Kerbstones/pavers may only be returned to the designated City storage location during business hours and following prior arrangement.
6. The City cannot guarantee availability of replacement kerbstones/pavers. Supply of replacement kerbstones/pavers may require research and sourcing from commercial suppliers, at the applicant's cost.
7. Where exact matching kerbstones/pavers are no longer available, the closest match alternative kerbstone/paver available will be substituted and, if due to size, texture or colour variations, the restoration may require replacement of a larger area than the initially measured permanent restoration, at the applicant's cost.

## SCHEDULE OF FEES and CHARGES 2021/22

Description	Pricing Code	Unit of Measure	\$ Fee	GST
<b><u>RESTORATION CHARGES FOR DRIVEWAYS, ROADWAYS, FOOTWAYS, KERB &amp; GUTTERS WHERE WORKS ARE PERFORMED BY COUNCIL</u></b>				
<b><u>DECORATIVE PAVING</u></b>				
<b>Re-lay Stone, Brick or Concrete Pavers and Reseal Pavers and Restore Concrete Base (excludes paver supply)</b>				
Fee	Market	per m2	802.00	10%
<b>Re-lay Stone, Brick or Concrete Pavers and Reseal Pavers where no base repairs are required (excludes paver supply)</b>				
Fee	Market	per m2	402.00	10%
<b>Supply Replacement Stone Pavers</b>				
All Quantities	Market	per m2	517.00	10%
<b>Supply Replacement Brick or Concrete Pavers</b>				
All Quantities	Market	per m2	109.00	10%

*Notes for Decorative paving*

1. To aid sustainability the City encourages the preservation of existing pavers wherever possible.
2. Cracked and sawcut pavers are not reusable. Full paver replacement for all non-reusable pavers will be added to Permanent Restoration to ensure Per Road Opening laid condition can be restored.
3. Reusable Pavers must be returned to the City Stoneyard in a clean state (free of adhesive and/or mortar) to be accepted for re-use.
4. City Stoneyard Delivery Record of Reusable Pavers (Road Opening Permit details plus reusable paver type and quantity in m2) is required to avoid the cost of replacement pavers being added to the Permanent Restoration charges.
5. Pavers may only be returned to the City Stoneyard during business hours and following prior arrangement.
6. The City cannot guarantee availability of replacement pavers. Supply of replacement pavers may require research and sourcing from commercial suppliers at the Applicant's cost.
7. Where exact matching pavers are no longer available the closest match alternative paver will be substituted and due to size, texture or colour variations may require the replacement of a larger area than the initially measured permanent restoration at the Applicant's cost.



## SCHEDULE OF FEES and CHARGES 2021/22

Description	Pricing Code	Unit of Measure	\$ Fee	GST
<b><u>MISCELLANEOUS INFRASTRUCTURE CHARGES</u></b>				
<b><u>MISCELLANEOUS INFRASTRUCTURE CHARGES</u></b>				
<i>Note: For all sites in the public domain, including utility restoration sites (where applicable)</i>				
<b>Stormwater Downpipe Connection (property to kerb)</b>				
Supply and Lay	Market	per metre	285.00	10%
<b>Crowd Control Barriers</b>				
Hire Fee	Market	per barrier, per day	35.00	0%
Delivery - (drop off or pickup)	Market	per delivery	123.00	0%
<b>Recovery of Survey Infrastructure</b>				
Survey to recover the position of survey infrastructure	Full Cost	per field day or part thereof	2750.00	0%
<b>Replacement of Permanent Mark (Types 1, 2, 15)</b>				
Replacement of survey infrastructure (surface) & associated works	Full Cost	each	3000.00	0%
<b>Replacement of Permanent Mark (Types 4, 6, 7, 8 and City Alignment Marks)</b>				
Replacement of survey infrastructure (sub-surface) & associated works	Full Cost	each	5500.00	0%
<b>Supply, Installation and Removal of Street Furniture</b>				
Remove Street Furniture	Full Cost	each	565.00	0%
Supply and Install SFA Bollard	Full Cost	each	1082.00	0%
Supply and Install City of Sydney Bollard	Full Cost	each	3276.00	0%
Supply and Install City of Sydney Bin	Full Cost	each	5670.00	0%
Supply and Install City of Sydney Seat	Full Cost	each	4021.00	0%
Supply and Install City of Sydney Bubbler	Full Cost	each	7815.00	0%
Unlock/Remove Bollard and Reinstate (temporary removal)	Full Cost	per site	139.00	0%
<b>Street or Directional Signage</b>				
Supply Only	Full Cost	each	246.00	0%
Supply and Install	Full Cost	each	687.00	0%
<b>Make Safe - For all Hazards</b>				
<i>Make Safe is only used to urgently remove a hazard to the community and does not preclude the contractor or authority from carrying out further works. Photographic evidence of the hazard will support any charges levied.</i>				
Hire, Transport, Place Rails and Trestles/Temporary Fencing and Sand Bags	Market	per site	372.00	10%
Remove Public Hazard by placing cold mix or other suitable material or by mechanical grinding	Market	per site	384.00	10%
Place or Remove Steel Plate or other suitable cover	Market	per site	384.00	10%
Hire of Steel Plate or other suitable cover (minimum 7 days)	Market	per site	174.00	10%
Hire of Steel Plate or other suitable cover - after 7 days	Market	per day	29.00	10%
Fill Subsided Trench on Road/Footpath failure with appropriate material	Market	per site	570.00	10%
Damage to the City's infrastructure (market rate, subject to quotes received by the City's contractors)	Market	per site	Fee + GST	10%
<b>Cleaning and Sealing of Granite or Other Type Pavers</b>				
Fee	Market	per m2	54.00	10%
<b>Pit Lid Infill to Match Surrounding Material Type</b>				
Supply and Install Infill Material	Market	per m2	756.00	10%
Supply Metal Infill Pit Lid (Class D - suitable for road and footpath)	Market	per m2	2514.00	10%

## SCHEDULE OF FEES and CHARGES 2021/22

Description	Pricing Code	Unit of Measure	\$ Fee	GST
<b><u>MISCELLANEOUS INFRASTRUCTURE CHARGES</u></b>				
<b><u>MISCELLANEOUS INFRASTRUCTURE CHARGES</u></b>				
<b>Unknown/Complex Works/Technical Inspections</b>				
<i>Allows for, but not limited to: staff or contractor investigative costs, CCTV of drainage assets, core holes, compaction tests, stormwater drainage repairs - gully pits, pipes, lines, pit lintels, sub-soil drains, and clean-up costs. Additional surcharge as per Restoration Charges Notes Item 4 will not apply to this charge.</i>				
Recovery of City costs for hidden damage to affected surrounding/adjacent infrastructure, plus 35% overhead fee	Full Cost	each	Fee	0%
<b>Artwork on Footway/Roadway or in Public Domain</b>				
<i>e.g. mosaics, in-fill lettering, special materials and shapes.</i>				
Recovery of the City's costs	Full Cost	per site	Fee	0%
<b>Street Lighting Modifications</b>				
<i>Based on the cost of removal (as assessed by Ausgrid) of Ausgrid-owned lighting assets</i>				
Recovery of City Costs	Full Cost	each	Fee	0%

## SCHEDULE OF FEES and CHARGES 2021/22

Description	Pricing Code	Unit of Measure	\$ Fee	GST
<b><u>CAR SHARING PROGRAM</u></b>				
<b><u>CAR SHARE PARKING</u></b>				
<b>Car Share Parking Fees</b>				
Car Share Parking Space Application, Installation & Administration Fee	Partial Cost	per bay	2466.00	0%
Administration Fee (for minor changes to bays i.e. change of operator)	Partial Cost	per bay	477.00	0%
Removal of a Car Share space (recovery of the City's costs)	Full Cost	per bay	Fee	0%
Replacement Annual Car Share Permit	Partial Cost	per permit, per year	28.00	0%
Parking Space Levy (recovery of the City's costs)	Full Cost	per bay	Fee	0%
Car Share Annual Permit Fee	Partial Cost	per permit, per year	178.50	0%
New Car Share Operator Application Fee	Partial Cost	per application	1713.50	0%
<b><u>RESIDENT PARKING</u></b>				
<b><u>RESIDENT PARKING PERMITS</u></b>				
<b>Resident Parking Permit - Differential Fee</b>				
<i>Sticker to be attached to window</i>				
All Precincts				
1st Permit				
Very Low Environmental Impact - GVG Emissions 111.9 or less (was 4 stars or more), motorcycles and scooters	Partial Cost	p.a./ permit	43.00	0%
Low Environmental Impact - GVG Emissions 112-186.5 (was 3 to 3.5 stars)	Partial Cost	p.a./ permit	62.00	0%
Standard Fee - Medium Environmental Impact - GVG Emissions 186.6-261.1 (was 2 to 2.5 stars) OR not in GVG	Partial Cost	p.a./ permit	82.00	0%
High Environmental Impact - GVG Emissions 261.2 or more (was 1.5 stars or less)	Partial Cost	p.a./ permit	164.00	0%
2nd Permit				
Very Low Environmental Impact - GVG Emissions 111.9 or less (was 4 stars or more), motorcycles and scooters	Partial Cost	p.a./ permit	64.00	0%
Low Environmental Impact - GVG Emissions 112-186.5 (was 3 to 3.5 stars)	Partial Cost	p.a./ permit	95.00	0%
Standard Fee - Medium Environmental Impact - GVG Emissions 186.6-261.1 (was 2 to 2.5 stars) OR not in GVG	Partial Cost	p.a./ permit	126.00	0%
High Environmental Impact - GVG Emissions 261.2 or more (was 1.5 stars or less)	Partial Cost	p.a./ permit	250.00	0%
Pensioners on Full Benefits				
1st Permit				
Very Low Environmental Impact - GVG Emissions 111.9 or less (was 4 stars or more), motorcycles and scooters	Partial Cost	p.a./ permit	6.00	0%
Low Environmental Impact - GVG 112-186.5 (was 3 to 3.5 stars)	Partial Cost	p.a./ permit	10.00	0%
Standard Fee - Medium Environmental Impact - GVG Emissions 186.6-261.1 (was 2 to 2.5 stars) OR not in GVG	Partial Cost	p.a./ permit	13.00	0%
High Environmental Impact - GVG Emissions 261.2 or more (was 1.5 stars or less)	Partial Cost	p.a./ permit	25.00	0%

## SCHEDULE OF FEES and CHARGES 2021/22

Description	Pricing Code	Unit of Measure	\$ Fee	GST
<b>RESIDENT PARKING</b>				
<b>RESIDENT PARKING PERMITS</b>				
<b>Resident Parking Permit - Differential Fee</b>				
<i>Sticker to be attached to window</i>				
2nd Permit				
Very Low Environmental Impact - GVG Emissions 111.9 or less (was 4 stars or more), motorcycles and scooters	Partial Cost	p.a./ permit	27.00	0%
Low Environmental Impact - GVG Emissions 112-186.5 (was 3 to 3.5 stars)	Partial Cost	p.a./ permit	40.00	0%
Standard Fee - Medium Environmental Impact - GVG Emissions 186.6-261.1 (was 2 to 2.5 stars) OR not in GVG	Partial Cost	p.a./ permit	55.00	0%
High Environmental Impact - GVG Emissions 261.2 or more (was 1.5 stars or less)	Partial Cost	p.a./ permit	110.00	0%
Replacement Resident Parking Permit				
Very Low Environmental Impact - GVG Emissions 111.9 or less (was 4 stars or more), motorcycles and scooters	Partial Cost	per permit	14.00	0%
Low Environmental Impact - GVG Emissions 112-186.5 (was 3 to 3.5 stars)	Partial Cost	per permit	21.00	0%
Standard Fee - Medium Environmental Impact - GVG Emissions 186.6-261.1 (was 2 to 2.5 stars) OR not in GVG	Partial Cost	per permit	27.00	0%
High Environmental Impact - GVG Emissions 261.2 or more (was 1.5 stars or less)	Partial Cost	per permit	55.00	0%
<b>3-month, Interim and Temporary Construction Work Permits (dependent on eligibility)</b>				
Very Low Environmental Impact - GVG Emissions 111.9 or less (was 4 stars or more), motorcycles and scooters	Partial Cost	per permit	43.00	0%
Low Environmental Impact - GVG Emissions 112-186.5 (was 3 to 3.5 stars)	Partial Cost	per permit	62.00	0%
Standard Fee - Medium Environmental Impact - GVG Emissions 186.6-261.1 (was 2 to 2.5 stars) OR not in GVG	Partial Cost	per permit	82.00	0%
High Environmental Impact - GVG Emissions 261.2 or more (was 1.5 stars or less)	Partial Cost	per permit	164.00	0%
<b>Support Worker Parking Permit</b>				
<i>Limit of 1 Permit for each vehicle used to provide in-home care</i>				
Permit	Partial Cost	p.a./ permit	55.00	0%
Replacement permit (subject to submission of statutory declaration)	Partial Cost	p.a./ permit	27.00	0%
<b>Carers' Parking Permit</b>				
<i>Limit of 1 Permit per household annually</i>				
Permit	Partial Cost	p.a./permit	55.00	0%
Replacement Permit (subject to submission of statutory declaration)	Partial Cost	p.a./permit	27.00	0%

## SCHEDULE OF FEES and CHARGES 2021/22

Description	Pricing Code	Unit of Measure	\$ Fee	GST
<b>RESIDENT PARKING</b>				
<b>RESIDENT PARKING PERMITS</b>				
<b>Visitor Parking Permit - Residents</b>				
<i>Individual scratch card parking permits (dependent on eligibility). Note: annual allotments in lots of 10 are able to be purchased.</i>				
One Visitor Parking Permit - Standard	Partial Cost	per scratch card	2.00	0%
One Visitor Parking Permit - Pensioner on full benefits	Partial Cost	per scratch card	1.00	0%
Zone A Permit - 10 Permit annual allocation	Partial Cost	p.a./ allotment	20.00	0%
Zone A Permit - 30 Permit annual allocation	Partial Cost	p.a./ allotment	61.00	0%
Zone A Permit - 40 Permit annual allocation	Partial Cost	p.a./ allotment	81.00	0%
Zone A Permit - 10 Permit annual allocation - pensioner	Partial Cost	p.a./ allotment	10.00	0%
Zone A Permit - 30 Permit annual allocation - pensioner	Partial Cost	p.a./ allotment	30.00	0%
Zone A Permit - 40 Permit annual allocation - pensioner	Partial Cost	p.a./ allotment	41.00	0%
Zone B Permit - 20 Permit annual allocation	Partial Cost	p.a./ allotment	41.00	0%
Zone B Permit - 40 Permit annual allocation	Partial Cost	p.a./ allotment	81.00	0%
Zone B Permit - 60 Permit annual allocation	Partial Cost	p.a./ allotment	122.00	0%
Zone B Permit - 20 Permit annual allocation - pensioner	Partial Cost	p.a./ allocation	20.00	0%
Zone B Permit - 40 Permit annual allocation - pensioner	Partial Cost	p.a./ allocation	41.00	0%
Zone B Permit - 60 Permit annual allocation - pensioner	Partial Cost	p.a./ allotment	61.00	0%
<b>Visitor Parking Permit - Tradespersons</b>				
<i>Limit of six 1-week permits per household annually</i>				
Permit	Partial Cost	p.a./permit	55.00	0%
<b>Business Parking Permit</b>				
Very Low Environmental Impact - GVG Emissions 111.9 or less (was 4 stars or more), motorcycles and scooters	Partial Cost	per permit	29.00	0%
Low Environmental Impact - GVG Emissions 112-186.5 (was 3 to 3.5 stars)	Partial Cost	per permit	43.00	0%
Standard Fee - Medium Environmental Impact - GVG Emissions 186.6-261.1 (was 2 to 2.5 stars) OR not in GVG	Partial Cost	per permit	56.00	0%
High Environmental Impact - GVG Emissions 261.2 or more (was 1.5 stars or less)	Partial Cost	per permit	111.00	0%
<b>Replacement Business Parking Permits</b>				
Very Low Environmental Impact - GVG Emissions 111.9 or less (was 4 stars or more), motorcycles and scooters	Partial Cost	per permit	16.00	0%
Low Environmental Impact - GVG Emissions 112-186.5 (was 3 to 3.5 stars)	Partial Cost	per permit	23.00	0%
Standard Fee - Medium Environmental Impact - GVG Emissions 186.6-261.1 (was 2 to 2.5 stars) OR not in GVG	Partial Cost	per permit	29.00	0%
High Environmental Impact - GVG Emissions 261.2 or more (was 1.5 stars or less)	Partial Cost	per permit	56.00	0%

## SCHEDULE OF FEES and CHARGES 2021/22

Description	Pricing Code	Unit of Measure	\$ Fee	GST
<b><u>PARKING STATIONS</u></b>				
<b><u>GOULBURN ST PARKING STATION</u></b>				
<b>Permanent Parking</b>				
Unreserved Parking - Hybrid Vehicle	Market	monthly	330.00	10%
Unreserved Parking - General	Market	monthly	440.00	10%
Unreserved Parking (Resident Parking within 500 metres)	Market	monthly	374.00	10%
Reserved Parking - General	Market	monthly	550.00	10%
Unreserved Parking - Motorcycle/Moped	Market	monthly	80.00	10%
<b>Casual Parking</b>				
Casual Parking - maximum hourly rate	Market	flat rate	11.00	10%
Casual Parking - maximum daily rate	Market	flat rate	50.00	10%
<b>Evening Rates (Entry and exit conditions apply)</b>				
Monday - Friday (Maximum charge)	Market	flat rate	20.00	10%
<b>Weekend Parking Rates (Entry and exit conditions apply)</b>				
Weekends and Public Holidays (Maximum charge)	Market	flat rate	20.00	10%
<b>Casual Parking - Other Transport Modes</b>				
Motorcycle/Moped	Market	per hour	1.00	10%
Motorcycle/Moped	Market	flat rate	7.00	10%
<b>Reduced Parking Fee - Rooftop Special (if offered)</b>				
Fee - Maximum charge (Entry and exit conditions apply)	Market	flat rate	20.00	10%
<b>Lost Ticket Fee</b>				
Monday - Sunday, Public Holidays	Market	per ticket, per day	50.00	10%
<b>After Hours Release of Vehicle</b>				
Monday - Sunday, Public Holidays	Market	per vehicle	55.00	10%
<b>Discount Parking</b>				
Community Groups	Market	flat rate	12.00	10%
Charity Groups	Market	flat rate	12.00	10%
Police	Market	flat rate	15.00	10%
Approved City of Sydney Contractors working at Car Park	Zero	flat rate	0.00	10%
<b>Parking Rates - Parking Station Special Events</b>				
<i>For special events held within parking stations</i>				
Parking Rates				
Weekdays - per space (Maximum charge)	Market	per day	25.00	10%
Weekends - per space (Maximum Charge)	Market	per day	20.00	10%
<b>Security Deposit - Parking Station Special Events</b>				
<i>For special events held within parking stations</i>				
Security Deposit				
15 % of Total Hire Cost - minimum \$1,000	Security Deposit	per day	Fee	0%
<b>Administration/Cleaning Fees - Events</b>				
Fee (on Application)	Market	per event	Fee	10%
<b>Commercial Filming at Parking Stations</b>				
<i>As per Filming on Council Streets, Parks and Open Space</i>				
Additional Venue Hire Rates apply per Building by negotiation	Market	per hour	Fee	0%

## SCHEDULE OF FEES and CHARGES 2021/22

Description	Pricing Code	Unit of Measure	\$ Fee	GST
<b><u>PARKING STATIONS</u></b>				
<b><u>KINGS CROSS PARKING STATION</u></b>				
<b>Permanent Parking</b>				
Unreserved Parking - Hybrid Vehicle	Market	monthly	165.00	10%
Unreserved Parking - General	Market	monthly	264.00	10%
Unreserved Parking (Resident Parking within 500 metres)	Market	monthly	205.00	10%
Reserved Parking - General	Market	monthly	308.00	10%
Unreserved Parking - Motorcycle/Moped	Market	monthly	80.00	10%
<b>Casual Parking</b>				
Casual Parking - maximum hourly rate	Market	flat rate	9.00	10%
Casual Parking - maximum daily rate	Market	flat rate	40.00	10%
<b>Evening Rates (Entry and exit conditions apply)</b>				
Monday - Friday (Maximum charge)	Market	flat rate	20.00	10%
<b>Weekend Parking Rates (Entry and exit conditions apply)</b>				
Weekends and Public Holidays (Maximum charge)	Market	flat rate	20.00	10%
<b>Casual Parking - Other Transport Modes</b>				
Motorcycle/Moped	Market	per hour	1.00	10%
Motorcycle/Moped	Market	flat rate	7.00	10%
<b>Garage Parking</b>				
Small	Market	monthly	350.00	10%
Large	Market	monthly	385.00	10%
<b>Lost Ticket Fee</b>				
Monday - Sunday, Public Holidays	Market	per ticket, per day	40.00	10%
<b>Discount Parking</b>				
Community Groups	Market	flat rate	12.00	10%
Charity Groups	Market	flat rate	12.00	10%
Police	Market	flat rate	10.00	10%
Approved City of Sydney Contractors working at Car Park	Zero	flat rate	0.00	10%
<b>Reduced Parking Fee - Basement Special (if offered)</b>				
Fee - Maximum (Entry and Exit Conditions apply)	Market	flat rate	15.00	10%
<b>Parking Rates - Parking Station Special Events</b>				
<i>For special events held within parking stations</i>				
<b>Parking Rates</b>				
Weekdays - per Space	Market	per day	15.00	10%
Weekends - per Space	Market	per day	15.00	10%
<b>Security Deposit - Parking Station Special Events</b>				
<i>For special events held within parking stations</i>				
<b>Security Deposit</b>				
15 % of Total Hire Cost - minimum \$1,000.00	Security Deposit	per day	Fee	0%
<b>Administration/Cleaning Fees - Events</b>				
Fee (on Application)	Market	per event	Fee	10%
<b>Commercial Filming at Parking Stations</b>				
<i>As per Filming on Council Streets, Parks and Open Space</i>				
Additional Venue Hire Rates apply per Building by negotiation	Market	per hour	Fee	0%

## SCHEDULE OF FEES and CHARGES 2021/22

Description	Pricing Code	Unit of Measure	\$ Fee	GST
<b><u>TICKET PARKING</u></b>				
<b><u>TICKET PARKING CHARGES</u></b>				
<i>The peak and off-peak rates outlined below apply to defined areas within the local government area. A map of the defined areas, and the peak and off-peak hours, are displayed on the City's website. The rate charged by a particular ticket machine may vary, depending on demand.</i>				
<i>Refer to: <a href="https://www.cityofsydney.nsw.gov.au/explore/getting-around/parking/parking-meters">https://www.cityofsydney.nsw.gov.au/explore/getting-around/parking/parking-meters</a></i>				
<b>Peak Rates</b>				
Area 1	Market	per hour	7.60	10%
Area 2	Market	per hour	6.40	10%
Area 3	Market	per hour	5.40	10%
<b>Off Peak Rates</b>				
Area 1	Market	per hour	4.40	10%
Area 2	Market	per hour	4.40	10%
Area 3	Market	per hour	3.40	10%
<b>Ticket Parking Space Usage Fees</b>				
<i>Applications - 3 business days notice is recommended</i>				
Administration Fee	Full Cost	per application	60.00	0%
Administration Fee - amendments and cancellations after initial application	Full Cost	per application	60.00	0%
Use of Ticket Parking Space - per space or 6m of kerb (Monday to Friday)	Full Cost	per space, per day	85.00	0%
Use of Ticket Parking Space - per space or 6m of kerb (Saturday, Sunday and Public Holidays)	Full Cost	per space, per day	60.00	0%
<b>Ticket Parking Machine Removal/Relocation Fees</b>				
Administration Fee	Market	per application	60.00	0%
Administration Fee - amendments and cancellations after initial application	Full Cost	per application	60.00	0%
Ticket Parking Machine Relocation Fees (on new footing)				
Per machine	Market	per relocation	965.00	0%
Ticket Parking Machine Removal Fees				
Per machine	Market	per removal	276.00	0%
Ticket Parking Machine installation on New Footing				
Per machine	Full Cost	per installation	689.00	0%
Ticket Parking Machine Reinstallation on Existing Footing				
Per machine	Full Cost	per re-installation	276.00	0%
<b>Tariff Programming</b>				
Per machine	Market	per tariff / programming	64.00	10%
<b>Tariff Card Replacement</b>				
Per machine	Market	per replacement	28.00	10%



## SCHEDULE OF FEES and CHARGES 2021/22

Description	Pricing Code	Unit of Measure	\$ Fee	GST
<b><u>CLEANSING &amp; WASTE</u></b>				
<b><u>CLEANSING &amp; WASTE - PLANT AND LABOUR</u></b>				
<b>Labour Hire</b>				
<i>Minimum Charge: 4 hours. All plant must be operated by City of Sydney staff</i>				
Supervisor	Market	per hour	58.00	10%
Supervisor (Nights & Weekends)	Market	per hour	96.00	10%
Supervisor (Public Holidays)	Market	per hour	143.00	10%
Operator	Market	per hour	53.00	10%
Operator (Nights and Weekends)	Market	per hour	75.00	10%
Operator (Public Holidays)	Market	per hour	112.00	10%
<b>Plant Hire</b>				
<i>All Plant must be operated by City of Sydney staff</i>				
2 Tonne Tipper / Response Truck	Market	per hour	249.00	10%
Road Sweeper	Market	per hour	331.00	10%
Garbage Compactor	Market	per hour	243.00	10%
Footway Sweeper	Market	per hour	211.00	10%
Stream Plant	Market	per hour	249.00	10%
Mobile Garbage Bin - Hire 240L	Market	per bin	12.00	10%
Mobile Garbage Bin - Delivery and Retrieval per 12 240L Bin count	Market	per delivery	249.00	10%
Mobile Garbage Bin - Hire 660L	Market	per bin	31.00	10%
Mobile Garbage Bin - Hire 1100L	Market	per bin	41.00	10%
Mobile Garbage Bin - Delivery and Retrieval per 5 660L/1100L Bin count	Market	per delivery	249.00	10%
Tipping Fees (tonnes at cost)	Market	per tonne	Fee + GST	10%
Skip Bin Hire	Market	per unit	1920.00	10%
Graffiti Removal (recovery of Council costs)	Full Cost	per hour	Fee + GST	10%

## SCHEDULE OF FEES and CHARGES 2021/22

Description	Pricing Code	Unit of Measure	\$ Fee	GST
<b><u>CLEANSING &amp; WASTE</u></b>				
<b><u>DOMESTIC WASTE CHARGES</u></b>				
<b>Domestic Waste Management Annual Availability Charge (DWMAAC)</b>				
Single Services				
Minimum Domestic Waste Charge (<120 litre Bin)	Full Cost	annual	323.00	0%
Domestic Waste Charge (120 litre Bin)	Full Cost	annual	491.00	0%
Domestic Waste Charge (240 litre Bin)	Full Cost	annual	987.00	0%
Shared Services				
<i>Determined by the total domestic waste bin capacity at the site, divided across the eligible rateable properties:</i>				
<i>Minimum: up to 80 litres</i>				
<i>Standard: 81 litres to 160 litres</i>				
<i>Large: 161 litres to 240 litres</i>				
<i>Extra Large: over 240 litres</i>				
<i>For further information, please refer to the City's Revenue Policy.</i>				
Minimum Domestic Waste Charge	Full Cost	annual	323.00	0%
Minimum Domestic Waste Charge 2 x weekly	Full Cost	annual	372.00	0%
Minimum Domestic Waste Charge 3 x weekly	Full Cost	annual	411.00	0%
Standard Domestic Waste Charge	Full Cost	annual	491.00	0%
Standard Domestic Waste Charge 2 x weekly	Full Cost	annual	532.00	0%
Standard Domestic Waste Charge 3 x weekly	Full Cost	annual	586.00	0%
Large Domestic Waste Charge	Full Cost	annual	770.00	0%
Large Domestic Waste Charge 2 x weekly	Full Cost	annual	814.00	0%
Large Domestic Waste Charge 3 x weekly	Full Cost	annual	879.00	0%
Extra Large Domestic Waste Charge 1 x weekly	Full Cost	annual	987.00	0%
Extra Large Domestic Waste Charge 2 x weekly	Full Cost	annual	1031.00	0%
Extra Large Domestic Waste Charge 3 x weekly	Full Cost	annual	1075.00	0%
7 Day Collection Area				
7 Day Collection Area Charge	Full Cost	annual	524.00	0%
<b><u>STORMWATER MANAGEMENT SERVICE CHARGE</u></b>				
<b>Annual Charge</b>				
Residential - Non Strata	Full Cost	per property	25.00	0%
Strata Lot within Residential building	Full Cost	per lot	12.50	0%
Business - Non Strata	Full Cost	per 350sq.m or part thereof	25.00	0%
Strata lot within non-residential building (proportion of Business - Non Strata Charge - minimum charge of \$5.00)	Full Cost	per lot	Fee	0%

## SCHEDULE OF FEES and CHARGES 2021/22

Description	Pricing Code	Unit of Measure	\$ Fee	GST
<b><u>CLEANSING &amp; WASTE</u></b>				
<b><u>RESOURCE RECOVERY - DOMESTIC WASTE SERVICE</u></b>				
<b>Supply and Delivery of Mobile Garbage Bins (MGB)</b>				
55 litre MGB	Market	per bin	160.00	0%
60 litre / 70 litre MGB	Market	per bin	160.00	0%
80 litre MGB	Market	per bin	160.00	0%
120 litre MGB	Market	per bin	160.00	0%
240 litre MGB	Market	per bin	160.00	0%
360 litre MGB	Market	per bin	160.00	0%
660 litre MGB	Market	per bin	420.00	0%
1100 litre MGB	Market	per bin	495.00	0%
<b>Supply, Delivery and Removal of Mobile Garbage Bins (MGB's)</b>				
25 litre to 360 litre bin	Market	per bin	175.00	0%
660 litre bulk bin	Market	per bin	730.00	0%
1100 litre bulk bin	Market	per bin	875.00	0%
<b>Repair of Mobile Garbage Bins (MGB)</b>				
25L to 360L MGB	Market	per bin / repair incident	45.00	0%
660 litre / 1100 litre MGB (per wheel)	Market	per bin / repair incident	110.00	0%
660L / 1100L MGB (per bin lid)	Market	per bin / repair incident	182.00	0%

## SCHEDULE OF FEES and CHARGES 2021/22

Description	Pricing Code	Unit of Measure	\$ Fee	GST
<b>FILMING</b>				
<b><u>FILMING AND STILL PHOTOGRAPHY ON COUNCIL STREETS, PARKS AND OPEN SPACES</u></b>				
<b>Ultra Low Impact Filming ("News Crew Style")</b>				
<i>Generally less than 10 crew, 1 camera, sound and 1 light and not on the road, and no disruption to public access or services or parking requirements</i>				
Application Fee	Legislative	per booking	0.00	0%
<b>Low Impact Filming</b>				
<i>11-25 crew, minimal vehicles, minimal equipment/lighting, small unit base</i>				
Application Fee	Legislative	per booking	150.00	0%
Site Inspection	Legislative	per booking	150.00	0%
Late Application Fee	Full Cost	per booking	500.00	0%
Parking Fees				
Use of Ticket Parking (Monday - Friday)	Market	per car space, per day	85.00	0%
Use of Ticket Parking (Saturday - Sunday)	Market	per car space, per day	60.00	0%
<b>Medium Impact Filming</b>				
<i>26-50 crew, max 10 trucks, some equipment, unit base</i>				
Application Fee	Legislative	per booking	300.00	0%
Site Inspection	Legislative	per booking	150.00	0%
Late Application Fee	Full Cost	per booking	1000.00	0%
Parking Fees				
Use of Ticket Parking (Monday - Friday)	Market	per car space, per day	85.00	0%
Use of Ticket Parking (Saturday - Sunday)	Market	per car space, per day	60.00	0%
<b>High Impact Filming</b>				
<i>More than 50 crew, more than 10 trucks, significant construction, extensive equipment, large unit base</i>				
Application Fee	Legislative	per booking	500.00	0%
Site Inspection	Legislative	per booking	150.00	0%
Late Application Fee	Full Cost	per booking	1000.00	0%
Parking Fees				
Use of Ticket Parking (Monday - Friday)	Market	per car space, per day	85.00	0%
Use of Ticket Parking (Saturday - Sunday)	Market	per car space, per day	60.00	0%

## SCHEDULE OF FEES and CHARGES 2021/22

Description	Pricing Code	Unit of Measure	\$ Fee	GST
<b>FILMING</b>				
<b><u>FILMING AND STILL PHOTOGRAPHY ON COUNCIL STREETS, PARKS AND OPEN SPACES</u></b>				
<b>City of Sydney as a Tourist Destination</b>				
<i>When the production's primary purpose is to highlight the City of Sydney as a tourist destination</i>				
Application Fee	Zero	per booking	0.00	0%
Site Inspection	Zero	per booking	0.00	0%
<b>Parking Fees</b>				
Use of Ticket Parking (Monday - Friday)	Market	per car space, per day	by negotiation	0%
Use of Ticket Parking (Saturday - Sunday)	Market	per car space, per day	by negotiation	0%
<b>Parking Only</b>				
<i>When filming in private property and parking is required</i>				
Application Fee - Parking Only	Legislative	per booking	150.00	0%
<b>Parking Fees</b>				
Use of Ticket Parking (Monday - Friday)	Market	per car space, per day	85.00	0%
Use of Ticket Parking (Saturday - Sunday)	Market	per car space, per day	60.00	0%
<b>Traffic Control Assessment</b>				
Low (Partial Road Closure - stop/slow traffic control on local or Council managed road - Police consultation required)	Legislative	per assessment	300.00	0%
Medium (Partial Road Closure - stop/slow traffic control on a multi-lane or state road - Police and RTA consultation required)	Legislative	per assessment	100.00	0%
<i>Road Closure fees and charges are subject to Traffic Committee Approval and appear under Street Events in this Schedule of Fees and Charges.</i>				
<b>Miscellaneous Charges</b>				
Site Supervision (Minimum 4 hour call out)	Market	per hour	75.00	0%
Catering in Park or Open Space if filming on private property	Market	per hour	125.00	0%

## SCHEDULE OF FEES and CHARGES 2021/22

Description	Pricing Code	Unit of Measure	\$ Fee	GST
<b><u>VENUE HIRE</u></b>				
<i>Venue Hire Fees and associated charges relating to Sydney Town Hall, Town Hall House, Paddington Town Hall and the Barnet Long Room at Customs House are detailed in Appendix 1</i>				
<b><u>PUBLIC LIABILITY INSURANCE (ALL VENUES)</u></b>				
<i>All parties hiring City facilities are required to provide proof of \$10 million Public Liability Insurance before the booking can be confirmed. Individuals and small community groups unable to provide insurance cover may make application to be covered under the City's Community Engagement Liability Policy at the following fee rates:</i>				
<b>Level 1</b>				
Venue Booking Fees < \$450.00, excluding GST	Partial Cost	per booking	30.00	10%
<b>Level 2</b>				
Venue Booking Fees between \$450.00 and \$1800.00, excluding GST	Partial Cost	per booking	110.00	10%
<b>Level 3</b>				
Venue Booking Fees > \$1800.00, excluding GST	Partial Cost	per booking	225.00	10%
<b><u>CUSTOMS HOUSE - Room Hire</u></b>				
<i>(excluding Barnet Long Room)</i>				
<b>Red Room, Ground Floor Exhibition Space, Atrium</b>				
<i>Venues may be available to hire in special circumstances, upon application</i>				
Room Hire				
Room Hire	Market	by negotiation	0.00 - 5,000.00	10%
<b><u>MARKETS</u></b>				
<b>Ongoing Markets</b>				
<b>Application Fee</b>				
Registered NFP Operator	Partial Cost	per application	100.00	0%
Commercial Operator	Full Cost	per application	200.00	0%
<b>Venue Hire</b>				
Registered NFP Operator - 10% of gross stall holder fees (new markets attract no fee for the first 12 months of operation)	Market	per booking	Fee + GST	10%
Commercial Operator - 20% of gross stall holder fees	Market	per booking	Fee + GST	10%
<b>Site Maintenance Fee</b>				
By Negotiation	Market	per booking	Fee + GST	10%

## SCHEDULE OF FEES and CHARGES 2021/22

Description	Pricing Code	Unit of Measure	\$ Fee	GST
<b><u>COMMUNITY HALL HIRE</u></b>				
<b><u>DISCOUNTED HIRE RATES</u></b>				
<b>All Hirers</b>				
15% discount may be applied for block bookings of seven or more days for eligible hirers, on application, and subject to availability.	Partial Cost	per booking	Fee + GST	10%
<b>Community/Not for Profit Organisation/Social Enterprise</b>				
50% Discount applies to standard hire fee. Further discounts may be available to community groups, on application only (conditions apply)	Partial Cost	per booking	Fee + GST	10%
<b>Self-Help Groups</b>				
50% Discount applies to Community/Not for Profit organisations/social enterprise fee. Available to self-help and support groups on application only (conditions apply). Further discounts available to self-help groups, on application only.	Partial Cost	per booking	Fee + GST	10%
<b><u>STANDARD HIRE RATES</u></b>				
<b>Alexandria Town Hall, Redfern Town Hall, Erskineville Town Hall, Glebe Town Hall, Waterloo Town Hall</b>				
Main Hall at all of the above (excluding Glebe Town Hall)				
Weekday rate per hour	Market	per hour	58.00	10%
Weekday evening, weekend and Public Holiday rate per hour	Market	per hour	87.00	10%
Weekday full day rate	Market	per day	350.00	10%
Weekend and Public Holiday full day rate	Market	per day	877.00	10%
Main Hall - Glebe Town Hall only				
Weekday rate per hour	Market	per hour	70.00	10%
Weekday evening, weekend and public holiday rate per hour	Market	per hour	105.00	10%
Weekday full day rate	Market	per day	420.00	10%
Weekend and public holiday full day rate	Market	per day	1325.00	10%
Meeting Room (at all the above)				
Weekday rate per hour	Market	per hour	35.00	10%
Weekday evening, weekend and public holiday rate per hour	Market	per hour	55.00	10%
Weekday full day rate	Market	per day	210.00	10%
Weekend and public holiday full day rate	Market	per day	550.00	10%
Small Hall (at all the above)				
Weekday rate per hour	Market	per hour	50.00	10%
Weekday evening, weekend and public holiday rate per hour	Market	per hour	70.00	10%
Weekday full day rate	Market	per day	300.00	10%
Weekend and public holiday full day rate	Market	per day	700.00	10%
Chamber Hall A or B (half hall) - Glebe Town Hall only				
Weekday rate per hour	Market	per hour	43.00	10%
Weekday evening, weekend and public holiday rate per hour	Market	per hour	55.00	10%
Weekday full day rate	Market	per day	255.00	10%
Weekend and public holiday full day rate	Market	per day	540.00	10%

## SCHEDULE OF FEES and CHARGES 2021/22

Description	Pricing Code	Unit of Measure	\$ Fee	GST
<b><u>COMMUNITY HALL HIRE</u></b>				
<b><u>STANDARD HIRE RATES</u></b>				
<b>Abraham Mott Hall</b>				
Weekday rate per hour	Market	per hour	58.00	10%
Weekday evening, weekend and public holiday rate per hour	Market	per hour	87.00	10%
Weekday full day rate	Market	per day	350.00	10%
Weekend and public holiday full day rate	Market	per day	877.00	10%
<b>Peter Forsyth Auditorium</b>				
Weekday rate per hour	Market	per hour	62.00	10%
Weekday evening, weekend and public holiday rate per hour	Market	per hour	67.00	10%
Weekday full day rate	Market	per day	367.00	10%
Weekend and public holiday full day rate	Market	per day	670.00	10%
<b>Brown St, Newtown</b>				
Weekday rate per hour	Market	per hour	50.00	10%
Weekday evening, weekend and public holiday rate per hour	Market	per hour	70.00	10%
Weekday full day rate	Market	per day	300.00	10%
Weekend and public holiday full day rate	Market	per day	700.00	10%
<b>Green Square Community Hall</b>				
Weekday rate per hour	Market	per hour	50.00	10%
Weekday evening, weekend and public holiday rate per hour	Market	per hour	70.00	10%
Weekday full day rate	Market	per day	300.00	10%
Weekend and public holiday full day rate	Market	per day	700.00	10%
<b>Benledi Community Room</b>				
Weekday rate per hour	Market	per hour	50.00	10%
Weekday evening, weekend and public holiday rate per hour	Market	per hour	70.00	10%
Weekday full day rate	Market	per day	300.00	10%
Weekend and public holiday full day rate	Market	per day	700.00	10%
<b>Sydney Park Pavilion (Alan Davidson Facility)</b>				
Weekday rate per hour	Market	per hour	70.00	10%
Weekday evening, weekend and public holiday rate per hour	Market	per hour	138.00	10%
Weekday full day rate	Market	per booking	420.00	10%
Weekend and public holiday full day rate	Market	per booking	1380.00	10%
 <b>Cliff Noble Centre, Booler Centre, Harry Jensen Centre (per room/area), Abraham Mott Centre, Joseph Sargeant Centre, Mary McDonald Centre, Redfern Oval Community Room, Reg Murphy Centre, Ron Williams Centre, St Helens Centre</b>				
Weekday rate per hour	Partial Cost	per hour	47.00	10%
Weekday evening, weekend and public holiday rate per hour	Partial Cost	per hour	51.00	10%
Weekday full day rate	Market	per day	280.00	10%
Weekend and public holiday full day rate	Market	per day	510.00	10%
<b>The Rex Centre</b>				
Weekday rate per hour	Market	per hour	58.00	10%
Weekday evening, weekend and public holiday rate per hour	Market	per hour	67.00	10%
Weekday full day rate	Market	per day	350.00	10%
Weekend and public holiday full day rate	Market	per day	670.00	10%



## SCHEDULE OF FEES and CHARGES 2021/22

Description	Pricing Code	Unit of Measure	\$ Fee	GST
<b><u>COMMUNITY HALL HIRE</u></b>				
<b><u>STANDARD HIRE RATES</u></b>				
<b>Tote Building Community Space</b>				
Main Room and Community Spaces				
Weekday rate per hour	Market	per hour	47.00	10%
Weekday evening, weekend and public holiday rate per hour	Market	per hour	51.00	10%
Weekday full day rate	Market	per day	280.00	10%
Weekend and public holiday full day rate	Market	per day	510.00	10%
Meeting Rooms				
Weekday rate per hour	Market	per hour	24.00	10%
Weekday evening, weekend and public holiday rate per hour	Market	per hour	25.50	10%
Weekday full day rate	Market	per day	140.00	10%
Weekend and public holiday full day rate	Market	per day	255.00	10%
<b>East Sydney Community Arts Centre</b>				
Weekday rate per hour	Market	per hour	58.00	10%
Weekday evening, weekend and public holiday rate per hour	Market	per hour	67.00	10%
Weekday full day rate	Market	per day	350.00	10%
Weekend and public holiday full day rate	Market	per day	670.00	10%
<b>Darlinghurst Community Space</b>				
Weekday rate per hour	Market	per hour	47.00	10%
Weekday evening, weekend and public holiday rate per hour	Market	per hour	51.00	10%
Weekday full day rate	Market	per day	280.00	10%
Weekend and public holiday full day rate	Market	per day	510.00	10%
<b>Harold Park Tram Shed Community Space</b>				
Weekday rate per hour	Market	per hour	70.00	10%
Weekday evening, weekend and public holiday rate per hour	Market	per hour	105.00	10%
Weekday full day rate	Market	per day	420.00	10%
Weekend and public holiday full day rate	Market	per day	1325.00	10%
<b>Franklyn Park Community Space</b>				
Weekday rate per hour	Market	per hour	32.00	10%
Weekday evening, weekend and public holiday rate per hour	Market	per hour	48.50	10%
Weekday full day rate	Market	per day	195.00	10%
Weekend and public holiday full day rate	Market	per day	485.00	10%
Community	Partial Cost	per booking	0.00 - 15.00	10%
<b>Sydney Park Cycling Centre</b>				
Weekday rate per hour	Market	per hour	32.00	10%
Weekday evening, weekend and public holiday rate per hour	Market	per hour	48.50	10%
Weekday full day rate	Market	per day	195.00	10%
Weekend and public holiday full day rate	Market	per day	485.00	10%
Community	Partial Cost	per booking	0.00 - 15.00	10%
<b>119 Redfern Street Redfern</b>				
Weekday rate per hour	Market	per hour	32.00	10%
Weekday evening, weekend and public holiday rate per hour	Market	per hour	48.50	10%
Weekday full day rate	Market	per day	195.00	10%
Weekend and public holiday full day rate	Market	per day	485.00	10%
Community	Partial Cost	per booking	0.00 - 15.00	10%

## SCHEDULE OF FEES and CHARGES 2021/22

Description	Pricing Code	Unit of Measure	\$ Fee	GST
<b><u>COMMUNITY HALL HIRE</u></b>				
<b><u>ADDITIONAL CHARGES</u></b>				
<i>Applies to all Community Halls</i>				
<b>Additional Charges</b>				
Elections - Election Day surcharge (charged in addition to the appropriate daily rate)	Full Cost	per election	1275.00	10%
Cleaning Fee - quoted upon request	Market	per booking	Fee + GST	10%
Security Fee - quoted upon request	Market	per booking	Fee + GST	10%
Room set up - quoted upon request	Market	per booking	Fee + GST	10%
Weddings Surcharge (Fee plus 10%)	Market	per booking	Fee + GST	10%
Lighting Rig Operator (Glebe Town Hall only) - quoted upon request	Market	per booking	Fee + GST	10%
Additional Site Inspections (by appointment, subject to availability)	Full Cost	per booking	83.50	10%
<b>Rehearsal Rate</b>				
Discounts available for rehearsals at selected venues on application only (conditions apply)	Partial Cost	per booking	Fee + GST	10%

## SCHEDULE OF FEES and CHARGES 2021/22

Description	Pricing Code	Unit of Measure	\$ Fee	GST
<b><u>COMMUNITY CENTRES</u></b>				
<b><u>SURRY HILLS LIBRARY &amp; COMMUNITY CENTRE</u></b>				
<b>Security Deposit</b>				
Standard Rate	Security Deposit	per hire	530.00	0%
Community Rate	Security Deposit	per hire	105.00	0%
<b>Function Room Hire</b>				
Standard Rate (8am - 5pm)	Market	per hour	56.00	10%
Local Community / Not for Profit Organisations (8am - 5pm)	Partial Cost	per hour	28.00	10%
Standard Rate (Sunday-Wednesday, 5pm-midnight)	Market	per hour	110.00	10%
Local Community / Not for Profit Organisations (Sunday-Wednesday, 5pm-midnight)	Partial Cost	per hour	28.00	10%
Standard Rate (Thursday-Saturday, 5pm-midnight)	Market	per hour	220.00	10%
Local Community / Not for Profit Organisations (Thursday-Saturday, 5pm-midnight)	Partial Cost	per hour	56.00	10%
Commercial Bookings - Bump In/Out	Market	per hour	33.00	10%
Security staff for evenings	Market	per officer, per hour	Fee + GST	10%
<b><u>REDFERN COMMUNITY CENTRE</u></b>				
<b>Centre Hire</b>				
Community Rate - all spaces - on application (conditions apply)	Partial Cost	per hour	0.00 - 30.00	10%
Meeting/Activity room/Kitchen				
Standard	Partial Cost	per hour	33.50	10%
Performance Space/Youth Space				
Standard	Partial Cost	per hour	55.50	10%
<b>Studio Equipment</b>				
PA Operator	Full Cost	per hour	47.00	10%
Small Equipment- concession/community rate - amps, mics etc	Partial Cost	per day	0.00 - 30.00	10%
Studio Ticket Training - Community	Partial Cost	per course	0.00 - 35.00	10%
Studio Ticket Training - Standard	Partial Cost	per course	59.00	10%
<b>Studio Use</b>				
Community Groups Studio use	Partial Cost	per hour	0.00 - 30.00	10%
Standard Studio use (commercial/government)	Partial Cost	per hour	55.50	10%
Studio Operator - Senior	Full Cost	per hour	74.00	10%
Studio Operator - Basic	Full Cost	per hour	49.00	10%
<b>Additional Venue Hire Costs</b>				
Staffing out of hours	Full Cost	each	Fee + GST	10%

## SCHEDULE OF FEES and CHARGES 2021/22

Description	Pricing Code	Unit of Measure	\$ Fee	GST
<b>RECREATION / COMMUNITY CENTRES</b>				
<b>ULTIMO COMMUNITY CENTRE</b>				
<b>Court Hire - Community</b>				
3/4 Court- Basketball/ Netball/ Volleyball	Partial Cost	per hour	30.00	10%
Outdoor full court	Partial Cost	per hour	19.50	10%
Outdoor full court - after hours	Market	per hour	39.00	10%
Casual Court Use - per person	Partial Cost	per use	0.00 - 6.00	10%
<b>Court Hire - Standard</b>				
3/4 Court- Basketball/ Netball/ Volleyball	Market	per hour	43.00	10%
Outdoor full court	Market	per hour	27.50	10%
Outdoor full court - after hours	Market	per hour	55.00	10%
Casual use per person	Market	per hour	0.00 - 6.00	10%
Casual basketball 10 visit pass	Market	per hour	38.00	10%
<b>Sports Competition</b>				
Special Event Court Hire - Indoor Court	Market	per hour	115.00	10%
Special Event Court Hire - Court Peak (11.30am-2.30pm and 5.30pm-10.30pm Monday to Friday, 9.00am-1.00pm Saturday)	Full Cost	per hour	240.00	10%
Special Event Court Hire - Outdoor Court	Market	per hour	86.00	10%
Sports Competition	Market	per comp	555.00	10%
Sports Competition - Weekly Fee	Market	per week	56.00	10%
<b>Venue Hire</b>				
<i>Community/Not for Profit groups - a 50% discount applies to the standard hire fee. Further discounts may be available to community groups on application only (conditions apply)</i>				
<b>Art/ Craft Room - Group hire rate</b>				
Standard Rate	Market	per hour	40.00	10%
<b>Jack Byrne Hall Hire</b>				
Standard Rate	Market	per hour	84.00	10%
<b>Jack Byrne Hall Hire - After Hours</b>				
Standard Rate	Market	per hour	180.00	10%
<b>Littlebridge Hall Hire</b>				
Standard Rate	Market	per hour	68.00	10%
<b>Littlebridge Hall Hire - After hours</b>				
Standard Rate	Market	per hour	135.00	10%
<b>Seminar Rooms 1 &amp; 2</b>				
Standard Rate	Market	per hour	51.50	10%
<b>Seminar Rooms 1 &amp; 2 - After Hours</b>				
Standard Rate	Market	per hour	100.00	10%
<b>Courtyard - Area 1 or Area 2</b>				
<i>Area 1 and Area 2 can be hired separately or together. If both are hired together the fee is doubled.</i>				
Standard Rate	Market	per hour	39.50	10%
<b>Equipment Hire and Sales</b>				
Equipment Hire	Partial Cost	each	0.00 - 50.00	10%
Equipment and Materials Sales (at market rate)	Market	per item	Fee + GST	10%
<b>Additional Venue Hire Costs</b>				
Staffing out of hours	Full Cost	each	Fee + GST	10%

## SCHEDULE OF FEES and CHARGES 2021/22

Description	Pricing Code	Unit of Measure	\$ Fee	GST
<b><u>RECREATION / COMMUNITY CENTRES</u></b>				
<b><u>PYRMONT COMMUNITY CENTRE</u></b>				
<b>Gymnasium - Standard</b>				
6 month membership	Market	each	245.00	10%
3 month membership	Market	each	185.00	10%
1 month membership	Market	each	65.00	10%
10 visit pass	Market	each	88.00	10%
Casual visit	Market	each	9.50	10%
<b>Gymnasium - Community</b>				
6 month membership	Partial Cost	each	99.00	10%
3 month membership	Partial Cost	each	57.00	10%
1 month membership	Partial Cost	each	24.50	10%
10 visit pass	Partial Cost	each	41.00	10%
Casual visit	Partial Cost	each	4.60	10%
<b>Other Gymnasium Fees</b>				
Fitness Assessment and Fitness Program	Market	each	53.00	10%
Initial/First Visit Fee (during promotional periods only)	Zero	each	0.00	10%
5 day trial offer (during promotional periods only)	Zero	each	0.00	10%
<b>Court Hire - Community</b>				
Outdoor Full Court	Market	per hour	21.00	10%
<b>Court Hire - Standard</b>				
Outdoor Full Court	Market	per hour	27.00	10%
<b>Venue Hire</b>				
<i>Community/Not for Profit groups - a 50% discount applies to the standard hire fee. Further discounts may be available to community groups on application only (conditions apply)</i>				
<b>Large area</b>				
Standard Rate	Market	per hour	40.00	10%
<b>Small area</b>				
Standard Rate	Market	per hour	32.50	10%
<b>Additional Venue Hire Costs</b>				
Staffing out of hours	Full Cost	each	Fee + GST	10%
<b>Equipment Hire &amp; Sales</b>				
Equipment Hire	Partial Cost	each	0.00 - 50.00	10%
Equipment and Materials Sales (at market rate)	Market	each	Fee + GST	10%

## SCHEDULE OF FEES and CHARGES 2021/22

Description	Pricing Code	Unit of Measure	\$ Fee	GST
<b><u>RECREATION / COMMUNITY CENTRES</u></b>				
<b><u>PINE STREET CREATIVE ARTS CENTRE</u></b>				
<b>Adults 2D Program</b>				
Adults 2D Core Program				
2D Adult Core program (including some materials)	Partial Cost	per person, per class	44.00	10%
2D Adult Core Program - Concession per hour (including some materials)	Partial Cost	per person, per class	34.00	10%
Adults 2D Short Programs				
2D Adult Short Workshops	Partial Cost	per person, per hour	27.00	10%
2D Adult Short Workshops - Concession	Partial Cost	per person, per hour	23.00	10%
Adults 2D Masterclass Programs				
2D Masterclass	Partial Cost	per person, per hour	35.00	10%
2D Masterclass - Concession	Partial Cost	per person, per hour	25.00	10%
<b>Adults Ceramic Program</b>				
Adult Ceramics Term Program				
Ceramics Adult Core Program (including some materials)	Partial Cost	per person, per class	49.00	10%
Ceramics Adult Core Program - Concession (including some materials)	Partial Cost	per person, per class	40.00	10%
Adult Ceramics Short Program				
Ceramics Short Workshops	Partial Cost	per person, per hour	32.00	10%
Ceramics Short Workshops - Concession	Partial Cost	per person, per hour	28.00	10%
Adult Ceramics Masterclass Program				
Ceramics Masterclass	Partial Cost	per person, per hour	41.00	10%
Ceramics Masterclass - Concession	Partial Cost	per person, per hour	30.00	10%
<b>Adults Printmaking</b>				
Adult Printmaking Core Program				
Printmaking Adult Core Program (including some materials)	Partial Cost	per person, per class	44.00	10%
Printmaking Adult Core Program - Concession (including some materials)	Partial Cost	per person, per class	34.00	10%
Adult Printmaking Short Program				
Printmaking Short Workshops	Partial Cost	per person per hour	27.00	10%
Printmaking Short Workshops - Concession	Partial Cost	per person per hour	23.00	10%
Adult Printmaking Masterclass Program				
Printmaking Masterclasses	Partial Cost	per person, per hour	35.00	10%
Printmaking Masterclasses - Concession	Partial Cost	per person, per hour	25.00	10%

## SCHEDULE OF FEES and CHARGES 2021/22

Description	Pricing Code	Unit of Measure	\$ Fee	GST
<b><u>RECREATION / COMMUNITY CENTRES</u></b>				
<b><u>PINE STREET CREATIVE ARTS CENTRE</u></b>				
<b>Adults Object Programs</b>				
Adult Object Core Program				
Object Adult Core Program (including some materials)	Partial Cost	per person, per class	44.00	10%
Object Adult Core Program - Concession (including some materials)	Partial Cost	per person, per class	34.00	10%
Adult Object Short Program				
Object Short Workshops	Partial Cost	per person, per hour	27.00	10%
Object Short Workshops - Concession	Partial Cost	per person, per hour	23.00	10%
Adult Object Masterclass Program				
Object Masterclasses	Partial Cost	per person, per hour	35.00	10%
Object Masterclasses - Concession	Partial Cost	per person, per hour	25.00	10%
<b>Children &amp; Youth Programs</b>				
School Holiday Creative Workshops				
Per 6 hour Full Day Session	Partial Cost	per person	94.00	10%
Per 6 hour Full Day Session - Concession	Partial Cost	per person	75.00	10%
Per Part Day Session (up to 4 hours)	Partial Cost	per person	68.00	10%
Per Part Day Session (up to 4 hours) - Concession	Partial Cost	per person	54.00	10%
Children's & Youth Term Course				
Children's and Youth Term Course (on-site)	Partial Cost	per person, per class	29.00	10%
Children's and Youth Term Course (on-site) - Concession	Partial Cost	per person, per class	23.00	10%
Children's and Youth Term Course (off-site)	Partial Cost	per person, per class	38.00	10%
Children's and Youth Term Course (off-site) - Concession	Partial Cost	per person, per class	30.00	10%
Children's and Youth Ceramics Term Course (on-site)	Partial Cost	per person, per class	34.00	10%
Children's and Youth Ceramics Term Course (on-site) - Concession	Partial Cost	per person, per class	28.00	10%
Children's and Youth Short Program				
Children's and Youth Short Program	Partial Cost	per person, per hour	26.00	10%
Children's and Youth Short Program - Concession	Partial Cost	per person, per hour	22.00	10%
Late Fees				
Fee for late pick up of children from workshops	Partial Cost	flat fee	21.00	10%
<b>Additional Charges</b>				
Additional firing (per kilo minimum)	Full Cost	per person	9.40	10%
Additional Class Materials (applicable to all Term Programs)	Partial Cost	per person	0.00 - 1530.00	10%

## SCHEDULE OF FEES and CHARGES 2021/22

Description	Pricing Code	Unit of Measure	\$ Fee	GST
<b><u>RECREATION / COMMUNITY CENTRES</u></b>				
<b><u>PINE STREET CREATIVE ARTS CENTRE</u></b>				
<b>Studio Hire</b>				
Community Hire				
Studio Hire Rate - with equipment	Partial Cost	per hour	0.00 - 60.00	10%
Studio Hire Rate - without equipment	Partial Cost	per hour	0.00 - 40.00	10%
Corporate Hire				
Studio Hire Rate - with equipment	Partial Cost	by negotiation	0.00 - 120.00	10%
Studio Hire Rate - without equipment	Partial Cost	by negotiation	0.00 - 80.00	10%
<b>Other Programs</b>				
Studio Workshop Program (General)	Partial Cost	per person	0.00 - 510.00	10%
Bespoke Term/Workshop/Masterclass (incl. some materials)	Partial Cost	per person	0.00 - 1500.00	10%
Community Engagement Programs	Partial Cost	per person	0.00 - 100.00	10%
<b>Other Charges</b>				
Merchandise	Full Cost	each	0.00 - 510.00	10%
Art Tutor Rate	Partial Cost	per hour	63.00	10%



## SCHEDULE OF FEES and CHARGES 2021/22

Description	Pricing Code	Unit of Measure	\$ Fee	GST
<b>RECREATION / COMMUNITY CENTRES</b>				
<b><u>JUANITA NIELSEN CENTRE (WOOLLOOMOOLOO)</u></b>				
<i>Participants in the Fitness Centre are required to be 16 years and over</i>				
<b>Gymnasium - Community</b>				
6 month membership	Partial Cost	per person	99.00	10%
3 month membership	Partial Cost	per person	57.00	10%
1 month membership	Partial Cost	per person	24.50	10%
10 Visit Pass	Partial Cost	per person	41.00	10%
Casual visit	Partial Cost	per visit	4.60	10%
<b>Gymnasium - Standard</b>				
6 month membership	Partial Cost	per person	330.00	10%
3 month membership	Partial Cost	per person	190.00	10%
1 month membership	Partial Cost	per person	81.00	10%
10 Visit Pass	Partial Cost	per person	115.00	10%
Casual visit	Partial Cost	per visit	14.50	10%
<b>Equipment Hire and Sales</b>				
Equipment Hire	Partial Cost	each	0.00 - 50.00	10%
Equipment and Materials Sales (at market rates)	Market	each	Fee + GST	10%
<b>Venue Hire</b>				
<i>Community/Not for Profit groups - a 50% discount applies to the standard hire fee. Further discounts may be available to community groups on application only (conditions apply)</i>				
Community Hall/Community Room 1/OSHC Room	Partial Cost	per hour	105.00	10%
Community Room 2	Partial Cost	per hour	62.50	10%
Consultation Room	Partial Cost	per hour	31.00	10%
Consultation Room - half day rate (4 hrs)	Partial Cost	per half day	76.50	10%
Consultation Room - full day rate (8 hrs)	Partial Cost	per day	105.00	10%
<b>Additional Charges</b>				
Cleaning Fee	Market	per booking	Fee + GST	10%
Security Fee - quoted upon request	Market	per booking	Fee + GST	10%
Room set up - quoted upon request	Market	per booking	Fee + GST	10%
Commercial Kitchen surcharge (standard fee plus 25%)	Market	per booking	Fee + GST	10%
Weddings surcharge (standard fee plus 10%)	Market	per booking	Fee + GST	10%
<i>Day rate discount of 10% may be offered on application</i>				
<b>Additional Venue Hire Costs</b>				
Staffing out of hours	Full Cost	per hour	Fee + GST	10%
<b>Other Gymnasium Fees</b>				
Initial/First Visit Fee (during promotional periods only)	Zero	each	0.00	10%
5 day trial offer (during promotional periods only)	Zero	each	0.00	10%
Fitness Assessment and Fitness Program	Market	each	53.00	10%
<b>Gymnasium - Off peak restricted hours</b>				
6 month membership	Partial Cost	per person	165.00	10%
3 month membership	Partial Cost	per person	95.50	10%
1 month membership	Partial Cost	per person	40.50	10%

## SCHEDULE OF FEES and CHARGES 2021/22

Description	Pricing Code	Unit of Measure	\$ Fee	GST
<b><u>RECREATION / COMMUNITY CENTRES</u></b>				
<b><u>KING GEORGE V RECREATION CENTRE</u></b>				
<i>For gymnasium fees, up to 30% discount applies for specific marketing initiatives. Further discounts to the standard rate may be offered on application.</i>				
<b>Gymnasium - Standard</b>				
Ezypay - 12 month (52 weeks)	Partial Cost	per fortnight	36.50	10%
12 month membership	Market	each	760.00	10%
Ezypay - Non-Contract	Market	per fortnight	45.00	10%
20 visit pass	Market	each	275.00	10%
Casual visit	Market	each	16.00	10%
7 Day Pass	Market	each	40.00	10%
<b>Gymnasium - Community</b>				
12 month membership	Partial Cost	each	230.00	10%
Ezypay - Non-Contract	Partial Cost	per fortnight	13.50	10%
Casual visit	Partial Cost	each	4.60	10%
3 month membership	Full Cost	each	57.00	10%
1 month membership	Full Cost	each	24.50	10%
10 visit pass	Partial Cost	each	41.00	10%
<b>Other Gymnasium Fees</b>				
Personal Trainer/Medical Practitioner Fee - Individual	Market	per fortnight	340.00	10%
Personal Trainer/Medical Practitioner Fee - Individual	Market	per day	68.00	10%
Personal Trainer/Medical Practitioner Fee - Individual - under 25	Partial Cost	per fortnight	255.00	10%
Personal Trainer/Medical Practitioner Fee - Individual - under 25	Partial Cost	per day	51.00	10%
5 day trial offer (during promotional periods only)	Zero	each	0.00	10%
Initial/First Visit Fee (during promotional periods only)	Zero	each	0.00	10%
Membership Cancellation fee - as per terms & conditions	Partial Cost	each	Fee + GST	10%
10 visit pass - Community Partner Program only	Partial Cost	each	0.00 - 50.00	10%
Corporate visit package (minimum 3 memberships)	Market	per fortnight	36.50	10%
Off-Peak Group Gym Hire (minimum 15 persons)	Market	per person	9.40	10%
<b>Court Hire - Community</b>				
Basketball/Netball - Indoor full court	Partial Cost	per hour	59.00	10%
Basketball/Netball - Indoor half court	Partial Cost	per hour	31.50	10%
Volleyball Recreational	Partial Cost	per hour	44.00	10%
Badminton	Partial Cost	per hour	16.50	10%
Outdoor full court - Futsal	Partial Cost	per hour	44.00	10%
Casual court use per person	Partial Cost	per hour	0.00 - 6.00	10%

## SCHEDULE OF FEES and CHARGES 2021/22

Description	Pricing Code	Unit of Measure	\$ Fee	GST
<b><u>RECREATION / COMMUNITY CENTRES</u></b>				
<b><u>KING GEORGE V RECREATION CENTRE</u></b>				
<b>Court Hire - Standard</b>				
Basketball/Netball - Indoor full court	Market	per hour	79.00	10%
Basketball/Netball - Indoor half court	Market	per hour	42.00	10%
Volleyball international	Market	per hour	155.00	10%
Volleyball recreational	Market	per hour	59.00	10%
Badminton	Market	per hour	22.00	10%
Outdoor full court - Futsal	Market	per hour	59.00	10%
Casual court use per person	Market	per hour	0.00 - 6.00	10%
Casual basketball 10 Visit Pass	Market	each	49.00	10%
Special Event Court Hire - Indoor Court	Market	per hour	120.00	10%
Special Event Court Hire - Court Peak (11.30am - 2.30pm & 5.30pm - 10.30pm Mon to Fri, 9.00am - 1.00pm Sat)	Full Cost	per hour	240.00	10%
Special Event Court Hire - Outdoor Court	Market	per hour	87.00	10%
<b>Sports Competitions</b>				
Senior Teams (Standard 16 Week Competition Entry Fee)	Market	per comp	1400.00	10%
<b>Venue Hire</b>				
Community Room - Standard	Market	per hour	55.00	10%
Community Room - Community Group	Partial Cost	per hour	27.50	10%
Fitness Centre Exercise Floor - Standard	Market	per hour	73.50	10%
Fitness Centre Exercise Floor - Community Group	Market	per hour	36.50	10%
<b>Additional Venue Hire Costs</b>				
Staffing out of hours	Full Cost	each	Fee + GST	10%
<b>Equipment Hire and Sales</b>				
Shower use (non program users)	Market	per use	3.00	10%
Equipment Hire	Partial Cost	each	0.00 - 60.00	10%
Equipment and Materials Sales (at market rates)	Market	per Item	Fee + GST	10%

## SCHEDULE OF FEES and CHARGES 2021/22

Description	Pricing Code	Unit of Measure	\$ Fee	GST
<b><u>FILMING AND EVENTS AT COMMUNITY FACILITIES</u></b>				
<b><u>COMMERCIAL FILMING/PHOTOSHOOTS</u></b>				
<i>Additional venue hire rates apply. Refer to required facility for applicable rates</i>				
<b>Recreation, Activity and Community Centre Filming Charges</b>				
Application Fee	Legislative	per booking	300.00	0%
Site Inspection Fee	Legislative	per booking	150.00	0%
Late Application Fee	Full Cost	per booking	1000.00	0%
<b><u>ADDITIONAL CHARGES AT COMMUNITY FACILITIES</u></b>				
<b><u>ADDITIONAL CHARGES</u></b>				
<b>Promotional and Advertising Events at Community Facilities</b>				
Application Fee - commercial and private users	Full Cost	per event	210.00	10%
Site Inspection Fee	Full Cost	per booking	160.00	10%
Late Application Fee	Full Cost	per booking	1000.00	10%
<b>Commemoration Services at Community Facilities</b>				
<i>(Some conditions apply)</i>				
All user categories	Zero	per hour, per location	0.00	10%
<b>Additional Venue Hire Costs at all Community Facilities</b>				
<i>Applies to Cliff Noble Centre, Harry Jensen Centre, Abraham Mott Centre, Reg Murphy Centre and Ron Williams Centre only</i>				
Staffing out of hours	Full Cost	each	Fee + GST	10%
Elections - Election Day surcharge (charged in addition to the appropriate daily rate)	Full Cost	per election	1265.00	10%

## SCHEDULE OF FEES and CHARGES 2021/22

Description	Pricing Code	Unit of Measure	\$ Fee	GST
<b>CITY LEISURE FACILITIES</b>				
<i>Definitions related to City Leisure Services fees and charges can be found at Appendix 3</i>				
<b>INDOOR AQUATIC FACILITIES</b>				
<i>Cook &amp; Phillip Park, Ian Thorpe Aquatic Centre and Gunyama Park Aquatic &amp; Recreation Centre</i>				
<b>Pool Entry</b>				
Casual Entry				
Adults	Market	each	8.15	10%
Concession	Partial Cost	each	6.00	10%
Families				
Family (2 adult, 2 children)	Market	per group	21.50	10%
Additional family member - adult	Market	each	7.05	10%
Additional family member - child	Market	each	5.30	10%
Swim/Steam/Sauna				
Adult	Market	each	15.50	10%
Concession	Partial Cost	each	11.65	10%
Swim/Steam/Sauna Multi Visit Pass (10 visit)				
Adult	Market	per pass	140.00	10%
Concession	Partial Cost	per pass	105.00	10%
Spectator				
All ages	Partial Cost	each	3.90	10%
City Access Card				
Aquatic	Partial Cost	each	2.00	10%
Multi Visit Pass (10 Visit)	Partial Cost	per pass	20.00	10%
Hydro Class	Partial Cost	each	4.00	10%
Swimming Club	Partial Cost	each	2.00	10%
Gym	Partial Cost	each	5.50	10%
Fitness Class	Partial Cost	each	4.00	10%
Swimming Lesson	Partial Cost	each	5.50	0%
360 Go (Multi Visit Passes 20 visit)				
Adult	Market	per pass	130.00	10%
Concession	Partial Cost	per pass	98.00	10%
360 Family Package				
Standard	Partial Cost	per fortnight	96.00	10%
Concession	Partial Cost	per fortnight	72.00	10%
<b>360 Pro Swim only Membership</b>				
<i>Unlimited swimming only</i>				
Joining Fee	Partial Cost	each	51.00	10%
Joining Fee (Concession)	Partial Cost	each	38.50	10%
Adult	Market	per fortnight	37.50	10%
Concession	Partial Cost	per fortnight	28.00	10%
<b>Other Fees</b>				
Course - Provide First Aid	Market	each	110.00	10%
Course - Provide CPR	Market	each	56.00	10%
Card/Band Replacement	Partial Cost	each	12.00	10%
<b>Schools (plus Lane Hire)</b>				
DEC program LGA public schools only (no lane hire)	Partial Cost	each	2.00	10%
Teacher supervised lesson	Partial Cost	each	4.50	10%
Centre supervised lesson	Partial Cost	each	8.60	10%

## SCHEDULE OF FEES and CHARGES 2021/22

Description	Pricing Code	Unit of Measure	\$ Fee	GST
<b><u>CITY LEISURE FACILITIES</u></b>				
<i>Definitions related to City Leisure Services fees and charges can be found at Appendix 3</i>				
<b><u>INDOOR AQUATIC FACILITIES</u></b>				
<i>Cook &amp; Phillip Park, Ian Thorpe Aquatic Centre and Gunyama Park Aquatic &amp; Recreation Centre</i>				
<b>Lane Hire - Community (plus pool entry)</b>				
25 metre	Partial Cost	per lane/hr	13.90	10%
50 metre	Partial Cost	per lane/hr	20.50	10%
Carnival Booking Fee (refundable) - maximum 6 lanes	Security Dep.	per booking	255.50	0%
<b>Lane Hire - Commercial (plus pool entry)</b>				
25 metre	Partial Cost	per lane/hr	20.50	10%
50 metre	Partial Cost	per lane/hr	41.00	10%
Program Pool (part of)	Partial Cost	per lane/hr	47.50	10%
Hydrotherapy Pool	Partial Cost	per hr	224.50	10%
<b>Aquatic Programs</b>				
Aquarobics classes	Market	per class	20.00	10%
Aquarobics Seniors	Market	per class	15.00	10%
Aquarobic Multi (10 visit pass)	Partial Cost	per pass	180.00	10%
Aquarobic Concession Multi (10 visit pass)	Partial Cost	per pass	135.00	10%
Aqua Natal (2 sessions per week x 8 weeks)	Market	each	212.00	10%
Aqua Natal - Non Members (2 sessions per week x 8 weeks)	Market	each	265.00	10%
<b>Hydrotherapy (Aquatic Therapy) Classes</b>				
Adult	Partial Cost	per 45 mins	19.50	10%
Concession	Partial Cost	per 45 mins	14.60	10%
<b>Exercise Physiologist Services</b>				
NDIS - Exercise Physiologist	Partial Cost	per 60 mins	152.00	10%
NDIS - Personal Training	Partial Cost	per 60 mins	57.00	10%
Department of Veterans Affairs	Partial Cost	per 60 mins	66.00	10%
Medicare - Enhanced Primary Care	Partial Cost	per 60 mins	55.00	10%
Private Health - Enhanced Primary Care	Partial Cost	per 60 mins	83.00	10%
Workcover	Partial Cost	per 60 mins	110.00	10%
Private Session	Partial Cost	per 60 mins	83.00	10%
<b>Lockers (2 hours)</b>				
Small	Market	per locker	2.00	10%
Large	Market	per locker	3.00	10%
<b>Learn to Swim</b>				
1st child	Market	per fortnight	41.00	0%
2nd child	Partial Cost	per fortnight	38.50	0%
3rd child	Partial Cost	per fortnight	36.50	0%
<b>Private Lessons</b>				
Individual	Market	per 30 mins	56.50	0%
Double Private	Market	per 30 mins	82.50	0%
Swim Champs	Partial Cost	per 30 mins	8.15	0%
<b>Squads</b>				
Casual Squad	Market	per hr	16.50	10%
Junior Dolphins	Market	per fortnight	48.00	10%
Swimfit	Market	per entry	16.50	10%
<b>Squad Fees - offered as fortnightly</b>				
Bronze (minimum 2 sessions per week)	Market	per fortnight	62.50	10%
Silver (minimum 4 sessions per week)	Market	per fortnight	76.50	10%
Gold (minimum 6 sessions per week)	Market	per fortnight	83.00	10%
Platinum Squad (minimum 6 sessions per week)	Market	per fortnight	84.50	10%
Blue Squad (minimum 4 sessions per week)	Market	per fortnight	47.00	10%

## SCHEDULE OF FEES and CHARGES 2021/22

Description	Pricing Code	Unit of Measure	\$ Fee	GST
<b>CITY LEISURE FACILITIES</b>				
<i>Definitions related to City Leisure Services fees and charges can be found at Appendix 3</i>				
<b>INDOOR AQUATIC FACILITIES</b>				
<i>Cook &amp; Phillip Park, Ian Thorpe Aquatic Centre and Gunyama Park Aquatic &amp; Recreation Centre</i>				
<b>360 Pro Health &amp; Fitness Memberships</b>				
<i>Discounts may apply for specific promotions or campaigns</i>				
Membership Packages				
Joining Fees (includes assessment and exercise program)				
Joining Fee	Partial Cost	each	51.00	10%
Joining Fee (Concession)	Partial Cost	each	38.50	10%
Standard Package				
Standard Package - Flexi Term	Market	per fortnight	59.00	10%
12 Plus + Package	Market	per fortnight	50.50	10%
Teen Package				
Fee	Partial Cost	per fortnight	28.00	10%
Concession Package				
Fee	Partial Cost	per fortnight	38.00	10%
Corporate Package				
Rates are negotiated based on maintaining a minimum number of memberships or casual attendances	Market	per fortnight	Fee + GST	10%
<b>Health and Fitness</b>				
Casual	Market	each	22.50	10%
Concession	Market	each	17.00	10%
Personal Training				
Single Session (60 mins)	Market	each	100.00	10%
Personal Training Multi Visit Passes				
Single Session (60 mins x 6 pack)	Market	per pass	432.00	10%
Personal Training Package (Direct Debit membership)				
1 Session per week (60 mins)	Market	per fortnight	160.00	10%
2 Sessions per week (60 mins)	Market	per fortnight	300.00	10%
Fitness Programs				
12 weeks (24 sessions) - Member	Market	each	340.00	10%
12 weeks (24 sessions) - Non-Member	Market	each	454.00	10%
<b>Creche</b>				
Members	Partial Cost	per hour	5.10	10%
Non-members	Partial Cost	per hour	9.30	10%
<b>Sports Hall</b>				
Casual adult	Market	each	8.25	10%
Casual Concession	Partial Cost	each	6.15	10%
<b>Match Fees</b>				
<i>Includes player registration (up to 15 players)</i>				
Soccer	Market	each	920.00	10%
Netball	Market	each	920.00	10%
Volleyball	Market	each	920.00	10%
Mixed Basketball	Market	each	920.00	10%
Men's Basketball	Market	each	920.00	10%
<b>Court Hire</b>				
Full Court	Market	per hr or part	45.00	10%
Half Court	Market	per hr or part	22.50	10%

## SCHEDULE OF FEES and CHARGES 2021/22

Description	Pricing Code	Unit of Measure	\$ Fee	GST
<b><u>CITY LEISURE FACILITIES</u></b>				
<i>Definitions related to City Leisure Services fees and charges can be found at Appendix 3</i>				
<b><u>INDOOR AQUATIC FACILITIES</u></b>				
<i>Cook &amp; Phillip Park, Ian Thorpe Aquatic Centre and Gunyama Park Aquatic &amp; Recreation Centre</i>				
<b>Meeting Room Hire (Ian Thorpe Aquatic Centre only)</b>				
<i>The meeting room has a maximum capacity of eight. Audio-visual facilities are not included in the hire fee.</i>				
Community Rate	Partial Cost	per hour	17.00	10%
Commercial Rate	Partial Cost	per hour	34.00	10%
<b>Birthdays Parties</b>				
Catered (includes entry for supervising adult)	Partial Cost	per person	41.00	10%
Non Catered (includes entry for supervising adult)	Partial Cost	per person	25.50	10%
<b>Car Parking (Ian Thorpe Aquatic)</b>				
Lost Card Fee	Partial Cost	each	50.00	10%
1/2 hr - 1 hr	Partial Cost	per 1/2 hr	3.15	10%
1 hr - 1.5 hrs	Partial Cost	per 1/2 hr	4.40	10%
1.5 hrs - 2 hrs	Partial Cost	per 1/2 hr	7.25	10%
2 hrs - 2.5 hrs	Partial Cost	per 1/2 hr	12.50	10%
2.5 hrs - 3 hrs	Partial Cost	per 1/2 hr	15.00	10%
3 hrs - 3.5 hrs	Partial Cost	per 1/2 hr	17.50	10%
All Day Rate	Partial Cost	per day	50.00	10%
<b>Car Parking (Gunyama Park Aquatic &amp; Recreation)</b>				
Paying customers of the centre are entitled to a 40% discount on their parking meter costs when parking at designated meters	Partial Cost	per visit	Fee + GST	10%
<b>Commercial Filming</b>				
<i>Filming charges apply as per Filming on Council Streets, Parks and Open Space</i>				
Additional Venue Hire Rates - by negotiation	Market	per hour	Fee	0%
Booking Cancellation Fee - less than 7 days prior to booking - 100% of hire fee	Market	per hour	Fee + GST	10%
Booking Cancellation Fee - more than 7 days prior to booking - No Cancellation Fee	Zero	per hour	0.00	10%



## SCHEDULE OF FEES and CHARGES 2021/22

Description	Pricing Code	Unit of Measure	\$ Fee	GST
<b>CITY LEISURE FACILITIES</b>				
<i>Definitions related to City Leisure Services fees and charges can be found at Appendix 3</i>				
<b>OUTDOOR AQUATIC FACILITIES</b>				
<i>Andrew (Boy) Charlton, Prince Alfred Park and Victoria Park</i>				
<i>Pools</i>				
<b>Pool Entry</b>				
<i>Casual Entry</i>				
Adult	Market	each	7.00	10%
Concession	Partial Cost	each	5.00	10%
<i>Families</i>				
Family (2 adults/2 children)	Partial Cost	each	20.00	10%
Additional Family Member - adult	Partial Cost	each	7.00	10%
Additional Family Member - concession	Partial Cost	each	5.00	10%
<i>City Access Card</i>				
Aquatic	Partial Cost	each	2.00	10%
Multi Visit Pass (10 Visit)	Partial Cost	per pass	20.00	10%
Swimming Club	Partial Cost	each	2.00	10%
Gym	Partial Cost	each	5.50	10%
Fitness Class	Partial Cost	each	4.00	10%
Swimming Lesson	Partial Cost	each	5.50	0%
<i>Spectator</i>				
All ages	Partial Cost	each	4.00	10%
<i>360 Go (Multi-Visit Passes - 20 visit)</i>				
Adult	Market	each	113.00	10%
Concession	Partial Cost	each	85.00	10%
<i>360 Family Package</i>				
Standard	Partial Cost	per fortnight	96.00	10%
Concession	Partial Cost	per fortnight	72.00	10%
<i>360 Active Swim only Membership</i>				
<i>Unlimited access to all outdoor swimming pools (swim only)</i>				
Joining Fee	Partial Cost	each	51.00	10%
Joining Fee Concession	Partial Cost	each	38.25	10%
Adult	Partial Cost	each/per fortnight	23.50	10%
Concession	Partial Cost	each/per fortnight	17.50	10%
<b>Schools (plus Lane Hire)</b>				
DEC program LGA public schools only (no lane hire)	Partial Cost	each	2.00	10%
Teacher Supervised Lesson	Partial Cost	each	4.50	10%
Instructor Supervised Lesson	Partial Cost	each	8.60	10%
<b>Lane Hire (plus entry fee)</b>				
Community	Partial Cost	per lane/ hr	20.50	10%
Commercial	Partial Cost	per lane/ hr	41.00	10%
Carnival Booking Fee (refundable) - maximum 6 lanes	Security Dep.	per booking	247.50	0%
<b>Learn to Swim</b>				
1st Child	Market	per fortnight	42.00	0%
2nd Child	Partial Cost	per fortnight	40.00	0%
3rd Child	Partial Cost	per fortnight	38.00	0%
Private Lesson - Individual	Market	per 30 min	56.50	0%

## SCHEDULE OF FEES and CHARGES 2021/22

Description	Pricing Code	Unit of Measure	\$ Fee	GST
<b><u>CITY LEISURE FACILITIES</u></b>				
<i>Definitions related to City Leisure Services fees and charges can be found at Appendix 3</i>				
<b><u>OUTDOOR AQUATIC FACILITIES</u></b>				
<i>Andrew (Boy) Charlton, Prince Alfred Park and Victoria Park</i>				
<i>Pools</i>				
<b>Swim Squad</b>				
Casual	Market	each	16.50	10%
<b>Biathlon</b>				
Member	Market	each	22.00	10%
Non-Member	Market	each	26.00	10%
<b>360 Active Health &amp; Fitness Memberships</b>				
<i>Discounts may apply for specific promotions or campaigns</i>				
<b>360 Active Health &amp; Fitness Membership Packages</b>				
Joining Fee (includes assessment and exercise program)	Partial Cost	each	51.00	10%
Joining Fee Concession	Partial Cost	each	38.50	10%
Adult	Market	per fortnight	42.00	10%
Concession	Partial Cost	per fortnight	31.50	10%
Adult 12 Plus + Package	Market	per fortnight	31.00	10%
<b>Health &amp; Fitness</b>				
<b>Casual</b>				
Adult	Market	each	20.00	10%
Concession	Partial Cost	each	15.00	10%
<b>Personal Training</b>				
Single Session (60 mins)	Market	each	99.65	10%
<b>Personal Training Multi Visit Passes</b>				
Single Session (60 mins x 10 pack)	Market	per pass	432.00	10%
<b>Personal Training Package (Direct Debit membership)</b>				
1 Session per week (60 mins)	Market	per fortnight	160.00	10%
2 Sessions per week (60 mins)	Market	per fortnight	300.00	10%
<b>Fitness Programs</b>				
12 weeks (24 sessions) - Member	Market	each	340.00	10%
12 weeks (24 sessions) - Non-Member	Market	each	454.00	10%
<b>Creche</b>				
Members	Partial Cost	per hour	2.95	10%
Non-Members	Partial Cost	per hour	5.30	10%
<b>Room Hire</b>				
Community Rate	Partial Cost	per hour	38.00	10%
Half day (1 to 4 hours)	Partial Cost	per half day	620.00	10%
Full day (4 to 8 hours)	Partial Cost	per day	1055.00	10%
<b>Lockers (2 hours)</b>				
Small	Partial Cost	per locker	2.00	10%
Large	Partial Cost	per locker	3.00	10%
<b>Birthday Parties</b>				
Catered (includes entry for supervising adult)	Partial Cost	per person	40.90	10%
Non Catered (includes entry for supervising adult)	Partial Cost	per person	25.50	10%
<b>Other Fees</b>				
Card/Band replacement	Partial Cost	each	12.00	10%
Swim Certificate	Partial Cost	each	26.00	10%
<b>Commercial Filming/ Photo shoots</b>				
<i>Filming charges apply as per Filming on Council Streets, Parks and Open Space</i>				
Additional Venue Hire Rates by negotiation	Market	per hour	Fee	0%

## SCHEDULE OF FEES and CHARGES 2021/22

Description	Pricing Code	Unit of Measure	\$ Fee	GST
<b><u>CITY LEISURE FACILITIES</u></b>				
<i>Definitions related to City Leisure Services fees and charges can be found at Appendix 3</i>				
<b><u>RUSHCUTTERS BAY PARK TENNIS COURTS &amp; KIOSK</u></b>				
<b>Casual Court Hire</b>				
Day				
Adult	Partial Cost	per hour	27.00	10%
Concession	Partial Cost	per hour	20.30	10%
City Access Card Holder	Partial Cost	per hour	7.50	10%
Evening, Weekend, Public Holidays				
Adult	Partial Cost	per hour	33.15	10%
Concession	Partial Cost	per hour	24.85	10%
City Access Card Holder	Partial Cost	per hour	7.50	10%
<b>Bartley Room</b>				
Community Room (minimum booking 3 hours)	Partial Cost	per hour	26.00	10%
Commercial Hire	Market	per hour	48.00	10%
Refundable Bond	Security Deposit	each	54.00	0%
Daily Rate (8 hours)	Market	per day	195.00	10%
Daily Rate Community (8 hours)	Partial Cost	per day	142.00	10%
<b><u>PRINCE ALFRED PARK TENNIS COURTS</u></b>				
<b>Casual Court Hire</b>				
<i>Discounts may apply for memberships and promotions</i>				
Day				
Adult	Partial Cost	per hour	27.00	10%
Concession	Partial Cost	per hour	20.00	10%
City Access Card Holder	Partial Cost	per hour	7.50	10%
Evening, Weekend, Public Holidays				
Adult	Partial Cost	per hour	33.00	10%
Concession	Partial Cost	per hour	25.00	10%
City Access Card Holder	Partial Cost	per hour	7.50	10%
<b>Coronation Centre Community Room</b>				
Community Group	Partial Cost	per hour	38.50	10%
Commercial Hire	Partial Cost	per hour	74.50	10%
<b><u>ALEXANDRIA PARK TENNIS COURTS</u></b>				
<b>Casual Court Hire</b>				
Day				
Adult	Partial Cost	per hour	27.00	10%
Concession	Partial Cost	per hour	20.00	10%
City Access Card Holder	Partial Cost	per hour	7.50	10%
Evening, Weekend, Public Holidays				
Adult	Partial Cost	per hour	33.00	10%
Concession	Partial Cost	per hour	25.00	10%
City Access Card Holder	Partial Cost	per hour	7.50	10%

## SCHEDULE OF FEES and CHARGES 2021/22

Description	Pricing Code	Unit of Measure	\$ Fee	GST
<b><u>CITY LEISURE FACILITIES</u></b>				
<i>Definitions related to City Leisure Services fees and charges can be found at Appendix 3</i>				
<b><u>BEACONSFIELD PARK TENNIS COURTS</u></b>				
<b>Casual Court Hire</b>				
Day				
Adult	Partial Cost	per hour	27.00	10%
Concession	Partial Cost	per hour	20.00	10%
City Access Card Holder	Partial Cost	per hour	7.50	10%
Evening, Weekend, Public Holidays				
Adult	Partial Cost	per hour	33.00	10%
Concession	Partial Cost	per hour	25.00	10%
City Access Card Holder	Partial Cost	per hour	7.50	10%
<b><u>ST JAMES PARK TENNIS COURTS</u></b>				
<b>Casual Court Hire</b>				
Day				
Adult	Partial Cost	per hour	27.00	10%
Concession	Partial Cost	per hour	20.00	10%
City Access Card Holder	Partial Cost	per hour	7.50	10%
Evening, Weekend, Public Holidays				
Adult	Partial Cost	per hour	33.00	10%
Concession	Partial Cost	per hour	25.00	10%
City Access Card Holder	Partial Cost	per hour	7.50	10%
<b><u>TURRUWUL PARK TENNIS COURTS</u></b>				
<b>Casual Court Hire</b>				
Day				
Adult	Partial Cost	per hour	27.00	10%
Concession	Partial Cost	per hour	20.00	10%
City Access Card Holder	Partial Cost	per hour	7.50	10%
Evening, Weekend, Public Holidays				
Adult	Partial Cost	per hour	33.00	10%
Concession	Partial Cost	per hour	25.00	10%
City Access Card Holder	Partial Cost	per hour	7.50	10%
<b><u>CYCLING</u></b>				
<b>Cycling Programs</b>				
Adult Cycling/Bike Maintenance Course	Partial Cost	per person	25.00	10%
Guided Rides Program	Partial Cost	per person	20.00	10%
T-shirts - Adult	Partial Cost	per item	30.00	10%
T-shirts - Children	Partial Cost	per item	20.00	10%
Bike Hire Charge at cycling events	Partial Cost	per item	20.00	10%

## SCHEDULE OF FEES and CHARGES 2021/22

Description	Pricing Code	Unit of Measure	\$ Fee	GST
<b><u>CITY LEISURE FACILITIES</u></b>				
<i>Definitions related to City Leisure Services fees and charges can be found at Appendix 3</i>				
<b><u>PERRY PARK RECREATION CENTRE</u></b>				
<i>Basketball, netball, volleyball, futsal, badminton</i>				
<b>Indoor Courts</b>				
Casual Entry (minimum: 30 minutes)				
Standard	Partial Cost	per person	7.00	10%
City Access Card (Student)	Partial Cost	per person	3.50	10%
Standard - 10 visit pass	Partial Cost	each	65.00	10%
Casual Court Hire - Full Court				
Adult	Market	per hour	79.00	10%
Concession	Partial Cost	per hour	59.00	10%
Court Hire Rate - Regular Booking	Partial Cost	per hour	71.00	10%
Casual Court Hire - Half Court				
Adult	Market	per hour	43.50	10%
Concession	Partial Cost	per hour	32.50	10%
Badminton Court Hire - Full Court				
Adult	Market	per hour	22.00	10%
Concession	Partial Cost	per hour	16.50	10%
<b>Venue Hire</b>				
Meeting Room - Standard	Market	per hour	60.00	10%
Meeting Room - Community	Market	per hour	30.00	10%
<b>Event Hire</b>				
Indoor Courts - peak (min 2 courts, min 5 hours)	Market	per hour, per court	230.00	10%
Indoor Courts - off-peak (min 2 courts, min 5 hours)	Market	per hour, per court	115.00	10%
Bump in/bump out	Market	per hour	Fee + GST	10%
<b>Additional Event / Booking Hire Costs</b>				
Cleaning	Market	per event/booking	53.00	10%
Deposit (Refundable)	Security Deposit	per event	Fee	0%
Advertising - internal hanging of banner (min 5 hours)	Market	per event	530.00	10%
Staff - min 2 staff (outside of advertised opening times)	Full Cost	per hour	Fee + GST	10%
Equipment Hire	Partial Cost	each	0.60 - 25.00	10%
Cancellation Court Hire Fees - less than 7 days notice (100% hire deposit)	Partial Cost	per booking	Fee + GST	10%
Cancellation Event Hire Fees - more than 4 weeks notice (10% hire deposit)	Partial Cost	per event	Fee + GST	10%
Cancellation Event Hire Fees - less than 4 weeks notice (50% hire deposit)	Partial Cost	per event	Fee + GST	10%
Cancellation Event Hire Fees - less than 7 days notice (100% hire deposit)	Partial Cost	per event	Fee + GST	10%

## SCHEDULE OF FEES and CHARGES 2021/22

Description	Pricing Code	Unit of Measure	\$ Fee	GST
<b><u>CITY LEISURE FACILITIES</u></b>				
<i>Definitions related to City Leisure Services fees and charges can</i>				
<b><u>PERRY PARK RECREATION CENTRE</u></b>				
<i>Basketball, netball, volleyball, futsal, badminton</i>				
<b>Other</b>				
Sports Competitions				
Senior (upfront lump sum payment accepted)	Market	per round, per team	78.50	10%
Junior (upfront lump sum payment accepted)	Market	per round, per team	72.00	10%
Sports Competitions Team Deposit	Market	per team, per comp	250.00	10%
<i>To be paid on entering a team into competition. Deposit is deducted from balance of competition fees</i>				
Cancellation Fees - less than 1 week notice (100% fees)	Market	per team, per comp	Fee + GST	10%
Centre Programming				
Centre Run Programming - children	Partial Cost	per person, per hour	1.00 - 15.00	10%
Centre Run Programming - adults	Partial Cost	per person, per hour	1.00 - 15.00	10%
Centre Run Programming - concession	Partial Cost	per person, per hour	1.00 - 15.00	10%
Cancellation - Centre Programming Fees - less than 1 week notice (100% Fee)	Market	per booking	Fee + GST	10%
Kiosk and merchandise				
Kiosk sales	Market	each	1.00 - 10.00	10%
Merchandise sales	Market	each	1.00 - 25.00	10%

## SCHEDULE OF FEES and CHARGES 2021/22

Description	Pricing Code	Unit of Measure	\$ Fee	GST
<b><u>CIVIC SPACES / SPORTS FIELDS / PARKS</u></b>				
<b><u>CIVIC SPACES (INCLUDES FOOTPATH / PEDESTRIANISED STREET SECTIONS) - HIRE CHARGES</u></b>				
<i>See Appendix 2 for list of Civic Spaces. Note: Civic Spaces includes Customs House Forecourt. Sports not permitted in these areas.</i>				
<b>Promotional Events, Concerts, Festivals and One-Off</b>				
<b>Markets</b>				
Commercial and Private Users	Market	per hour, per location	345.00	10%
Bump-in/out	Market	by negotiation	Fee + GST	10%
Registered NFP Organisations, Charities, Public Schools and Non-Commercial Community Groups	Zero	per hour, per location	0.00	10%
Recurring Markets	Market	per month, per location	Fee + GST	10%
George Street Light Rail Route Space Activation	Market	by negotiation	Fee + GST	10%
<b>Product Sampling</b>				
Sampling as a stand-alone activity or a primary purpose	Market	per hour, per location	750.00	10%
<b>Rallies, Commemoration Services and Marches</b>				
All User categories	Zero	per hour, per location	0.00	10%
<b>Civic Spaces - Additional Charges (all user categories &amp; event types)</b>				
Martin Place - commercial events of 3 days or longer duration	Market	per day	4500.00	10%
Mobile Voluntary Services (MVS)	Zero	per occasion	0.00	10%
Raising and Lowering of Martin Place Amphitheatre Stage Roof outside business hours (fee based on contractor's charge)	Full Cost	by quotation	Fee + GST	10%
Raising and Lowering of Martin Place Amphitheatre Stage Roof during business hours (fee based on contractor's charge)	Full Cost	by quotation	Fee + GST	10%
Overnight Holding Fee	Market	per 12 hours, per location	650.00	10%
Events using greater than 50% of the publicly available space on the site, or commercially ticketed/restricted	Market	by negotiation	Fee + GST	10%
Corporate Promotions - Pitt Street Mall	Market	per hour	750.00	10%
Pitt Street Mall - commercial events of 3 days or more duration	Market	per day	7000.00	10%
Use of unbranded barricades for crowd management at the City's request	Zero	per hour	0.00	10%
Free-standing triffid signs or light boxes to promote community events	Market	per week, per location	100.00	10%
Free-standing ticket boxes/booths for community events	Market	per week, per location	500.00	10%

## SCHEDULE OF FEES and CHARGES 2021/22

Description	Pricing Code	Unit of Measure	\$ Fee	GST
<b><u>CIVIC SPACES / SPORTS FIELDS / PARKS</u></b>				
<b><u>ICONIC PARKS - HIRE CHARGES</u></b>				
<i>See Appendix 2 for list of Iconic Parks. Sports not permitted in these areas.</i>				
<b>Promotional Events, Concerts, Festivals and One-Off</b>				
<b>Markets</b>				
Commercial and Private Users	Market	per hour, per location	290.00	10%
Bump-in/out	Market	by negotiation	Fee + GST	10%
Registered NFP Organisations, Charities, Public Schools and Non-Commercial Community groups	Zero	per hour, per location	0.00	10%
Free-standing ticket boxes/booths for community events	Market	per week, per location	500.00	10%
<b>Large Scale Events</b>				
<i>Defined as events which are commercial, fenced and ticketed, with attendees of 5,000 or more at any one time</i>				
Bump-in/Bump-out fee	Market	per bump-in / bump-out day	3000.00	10%
Event Hire Day Fee	Market	per event day	2500.00	10%
Commission on box office ticket sale receipts (calculated as a flat percentage of receipts)	Market	per occasion	Fee + GST	10%
<b>Product Sampling</b>				
Sampling as a stand-alone activity or a primary purpose	Market	per hour, per location	750.00	10%
<b>Rallies, Commemoration Services and Marches</b>				
All User categories	Zero	per hour, per location	0.00	10%
<b>Iconic Parks - Additional Charges (all user categories &amp; event types)</b>				
Wedding Ceremonies, Proposals, and Other Ceremonies	Market	per 3 hour block	780.00	10%
Hyde Park North (50% surcharge to be added to standard rate)	Market	per hour	435.00	10%
Overnight Holding Fee	Market	per 12 hours, per location	500.00	10%
Events using greater than 50% of the publicly available space on the site, or commercially ticketed/restricted	Market	by negotiation	Fee + GST	10%
Mobile Voluntary Services (MVS)	Zero	per occasion	0.00	10%



## SCHEDULE OF FEES and CHARGES 2021/22

Description	Pricing Code	Unit of Measure	\$ Fee	GST
<b><u>CIVIC SPACES / SPORTS FIELDS / PARKS</u></b>				
<b><u>NEIGHBOURHOOD PARKS - HIRE CHARGES</u></b>				
<i>See Appendix 2 for list of Pocket Parks. Sports, Rallies etc not permitted in these areas.</i>				
<b>Promotional Events, Concerts, Festivals and One-Off</b>				
<b>Markets</b>				
Commercial and Private Users	Market	per hour, per location	210.00	10%
Bump-in/out	Market	by negotiation	Fee + GST	10%
Registered NFP Organisations, Charities, Public Schools and Non-Commercial Community Groups	Zero	per hour, per location	0.00	10%
<b>Product Sampling</b>				
Sampling as stand-alone activity or primary purpose	Market	per hour, per location	750.00	10%
<b>Rallies, Commemoration Services and Marches</b>				
All User categories	Zero	per hour, per location	0.00	10%
<b>Neighbourhood Parks - Additional Charges (all user categories &amp; event types)</b>				
Wedding Ceremonies, Proposals and Other Ceremonies	Market	per 3 hour block	395.00	10%
Overnight Holding Fee	Market	per 12 hours, per location	320.00	10%
Events using greater than 50% of the publicly available space on the site, or commercially ticketed/restricted	Market	by negotiation	Fee + GST	10%
Mobile Voluntary Services (MVS)	Zero	per occasion	0.00	10%
<b><u>POCKET PARKS - HIRE CHARGES</u></b>				
<i>See Appendix 2 for list of Pocket Parks. Sports, Rallies etc not permitted in these areas.</i>				
<b>Promotional Events, Concerts, Festivals and One-Off</b>				
<b>Markets</b>				
All User categories	Market	by negotiation	Fee + GST	10%
<b>Pocket Parks - Additional Charges (all user categories &amp; event types)</b>				
Wedding and Other Ceremonies	Market	per 3 hour block	395.00	10%
Overnight Holding Fee	Market	by negotiation	Fee + GST	10%
Events using greater than 50% of the publicly available space on the site, or commercially ticketed/restricted	Market	by negotiation	Fee + GST	10%
Mobile Voluntary Services (MVS)	Zero	per occasion	0.00	10%

## SCHEDULE OF FEES and CHARGES 2021/22

Description	Pricing Code	Unit of Measure	\$ Fee	GST
<b><u>CIVIC SPACES / SPORTS FIELDS / PARKS</u></b>				
<b><u>LEVEL A SPORTING FIELDS</u></b>				
<i>See Appendix 2 for list of Level A Sporting Fields. Private, Invitation Only Events, Promotional Events, Concerts, Festivals, Markets and Rallies are not permitted on these fields.</i>				
<b>Organised Group Sporting Events</b>				
Weekdays				
Commercial and Private Users	Market	per hour	82.00	10%
Charities, Public Schools in the LGA	Zero	per hour	0.00	10%
Other Registered NFP Organisations, Charities and Other	Market	per hour	60.00	10%
Schools				
Weekends				
Commercial and Private Users (4 or 8 hourly blocks of hire only on weekends)	Market	per hour	92.00	10%
Charities, Public Schools in the LGA	Zero	per hour	0.00	10%
Other Registered NFP Organisations, Charities and Other	Market	per hour	70.00	10%
Schools (6 or 8 hourly blocks of hire only on weekends)				
<b><u>LEVEL B SPORTING FIELDS</u></b>				
<i>See Appendix 2 for list of Level B Sporting Fields. Private, Invitation Only Events, Promotional Events, Concerts, Festivals, Markets and Rallies are not permitted on these fields.</i>				
<b>Organised Group Sporting Events</b>				
Weekdays				
Commercial and Private Users	Market	per hour	48.00	10%
Charities, Public Schools in the LGA	Zero	per hour	0.00	10%
Other Registered NFP Organisations, Charities and Other	Market	per hour	35.00	10%
Schools				
Weekends				
Commercial and Private Users (4 or 8 hourly blocks of hire only on weekends)	Market	per hour	52.00	10%
Charities, Public Schools in the LGA	Zero	per hour	0.00	10%
Other Registered NFP Organisations, Charities and Other	Market	per hour	40.00	10%
Schools (6 or 8 hourly blocks of hire only on weekends)				

## SCHEDULE OF FEES and CHARGES 2021/22

Description	Pricing Code	Unit of Measure	\$ Fee	GST
<b><u>CIVIC SPACES / SPORTS FIELDS / PARKS</u></b>				
<b><u>SYNTHETIC SPORTING FIELDS</u></b>				
<b>Gunyama Park</b>				
Hire - Full Field				
Non-Commercial (Registered Not For Profit Organisations)	Market	per hour	165.00	10%
Off Peak (before 4pm)	Market	per hour	95.00	10%
Commercial	Market	per hour	322.00	10%
Seasonal Booking - 25% discount on normal hire rate	Market	per hour	Fee + GST	10%
Sports Lighting (in addition to normal hire rates)	Market	per hour	9.20	10%
Hire - Schools Use (Full Field)				
Schools within the LGA - school term sport	Zero	per hour	0.00	10%
Schools outside of LGA - school term sport	Partial Cost	per hour	91.80	10%
School Carnival/Tournament - weekday 9am - 3pm	Partial Cost	per hour	91.80	10%
Hire - Events/Hire Costs (Full Field)				
Event field hire - standard	Market	per hour	153.00	10%
Event field hire - commercial	Market	per hour	306.00	10%
Bump in/bump out	Market	per hour	Fee + GST	10%
Additional Event/Booking Hire Costs				
Deposit	Security Deposit	per event / booking	510.00	0%
Event Administration Fee	Market	per event / booking	Fee + GST	10%
<i>Includes event hirer pre-event orientation, event plan &amp; WHS induction meetings, and post event inspection. Performed by site staff managing event.</i>				
Sports Lighting (in addition to normal hire rates) - charged on a per booking basis (full field or half field)	Market	per hour	9.20	10%
Cancellation Fees - greater than 4 weeks notice (10% hire deposit)	Partial Cost	per event / booking	Fee + GST	10%
Cancellation Fees - less than 4 weeks notice (50% hire deposit)	Partial Cost	per event / booking	Fee + GST	10%
Cancellation Fees - less than 7 days notice (100% hire deposit)	Partial Cost	per event / booking	Fee + GST	10%
Other				
Sports Competitions				
Senior (upfront lump sum payment accepted)	Market	per round, per team	71.50	10%
Junior	Market	per round, per team	58.00	10%
Sports Competitions Team Deposit	Market	per team, per comp	255.00	10%
<i>To be paid on entering a team into competition. Deposit is deducted from the balance of competition fees</i>				
Cancellation Fees - less than 1 week notice (100% deposit)	Market	per team, per comp	Fee + GST	10%

## SCHEDULE OF FEES and CHARGES 2021/22

Description	Pricing Code	Unit of Measure	\$ Fee	GST
<b><u>CIVIC SPACES / SPORTS FIELDS / PARKS</u></b>				
<b><u>SYNTHETIC SPORTING FIELDS</u></b>				
<b>Gunyama Park</b>				
Centre Programming				
Centre Run School Programming - during school terms and school hours	Partial Cost	per person, per hour	13.80	10%
Children term program - after school hours	Partial Cost	per person, per hour	13.85	10%
School Holiday Programming	Partial Cost	per person, per hour	13.85	10%
Group (16 years & over) - sport program	Partial Cost	per person, per hour	9.90	10%
Concession Group	Partial Cost	per person, per hour	7.65	10%
Party - non catered (min 10 people.1 hour field time)	Market	per person, per hour	17.35	10%
Additional Staff	Full Cost	per hour	Fee + GST	10%
Additional Field Time Non-Commercial (55% of hire fee)	Market	per hour	84.15	10%
Additional Field Time - Off Peak (55% of hire fee)	Market	per hour	52.25	10%
Party Deposit (to be paid on confirmation of party. Deposit deducted from balance of party fees)	Market	per event / booking	102.00	10%
Cancellation Fees < 1 week (100% deposit)	Market	per event / booking	Fee + GST	10%
Room Hire				
Studio 1 - Commercial	Market	per hour	45.00	10%
Studio 1 - Community	Market	per hour	30.00	10%
Studio 2 - Commercial	Market	per hour	45.00	10%
Studio 2 - Community	Market	per hour	30.00	10%
Studio 2 & 3 - Commercial	Market	per hour	60.00	10%
Studio 2 & 3 - Community	Market	per hour	30.00	10%
Meeting Room 1 - AV - Cap of 12 - Commercial	Market	per hour	45.00	10%
Meeting Room 1 - AV - Cap of 12 - Community	Market	per hour	22.00	10%
Meeting Room 2 - AV - Cap of 8 - Commercial	Market	per hour	34.00	10%
Meeting Room 2 - AV - Cap of 8 - Community	Market	per hour	17.00	10%

## SCHEDULE OF FEES and CHARGES 2021/22

Description	Pricing Code	Unit of Measure	\$ Fee	GST
<b><u>CIVIC SPACES / SPORTS FIELDS / PARKS</u></b>				
<b><u>SYNTHETIC SPORTING FIELDS</u></b>				
<b>Alexandria Park</b>				
Hire - Full Field				
Non-commercial organisations (Registered Not for Profit Organisations)	Market	per hour	185.00	10%
Off Peak (before 4pm)	Market	per hour	115.00	10%
Commercial	Market	per hour	342.00	10%
Seasonal Booking - 25% discount on normal hire rate	Market	per hour	Fee + GST	10%
Sports Lighting	Market	per hour	9.20	10%
Hire - Schools Use (Full Field)				
Schools within the LGA - school term sport	Zero	per hour	0.00	10%
Schools outside of LGA - school term sport	Market	per hour	91.80	10%
School Carnival / Tournament	Market	per hour	91.80	10%
Hire - Events/Hire Costs (Full Field)				
Events field hire - standard	Market	per hour	173.00	10%
Events field hire - commercial	Market	per hour	326.00	10%
Bump in / bump out	Market	per hour	Fee + GST	10%
Additional Event/Booking Hire Costs				
Deposit	Security Deposit	per event / booking	510.00	10%
Event Administration Fee	Market	per event / booking	Fee + GST	10%
<i>Includes event hirer pre-event orientation, event plan &amp; WHS induction meetings, and post event inspection. Performed by site staff managing event.</i>				
Sports Lighting (in addition to normal hire rates) - charged on a per booking basis for full field or half field	Market	per hour	9.20	10%
Cancellation Fees - greater than 4 weeks (10% of hire deposit)	Partial Cost	per event / booking	Fee + GST	10%
Cancellation Fees - less than 4 weeks (50% of hire deposit)	Partial Cost	per event / booking	Fee + GST	10%
Cancellation Fees - less than 7 days (100% of hire deposit)	Partial Cost	per event / booking	Fee + GST	10%
Other				
Sports Competitions				
Senior (upfront lump sum payment accepted)	Market	per team, per round	71.40	10%
Junior	Market	per team, per round	58.15	10%
Sports Competitions Team Deposit	Market	per team, per competition	255.00	10%
<i>To be paid on entering a team into competition. Deposit is deducted from the balance of competition fees</i>				
Cancellation Fees - less than 1 week (100% of hire deposit)	Market	per team, per competition	Fee + GST	10%

## SCHEDULE OF FEES and CHARGES 2021/22

Description	Pricing Code	Unit of Measure	\$ Fee	GST
<b><u>CIVIC SPACES / SPORTS FIELDS / PARKS</u></b>				
<b><u>SYNTHETIC SPORTING FIELDS</u></b>				
<b>Alexandria Park</b>				
Centre Programming				
Centre Run School Programming (during school terms and school hours)	Partial Cost	per person, per hour	13.80	10%
Children's Term Program (after school hours)	Partial Cost	per person, per hour	13.85	10%
School Holiday Programming	Partial Cost	per person, per hour	13.85	10%
Group (16 years and over) - sport program	Partial Cost	per person, per hour	9.90	10%
Concession Group	Partial Cost	per person, per hour	7.65	10%
Party - non-catered (minimum 10 people, 1 hour field time)	Market	per person, per hour	17.35	10%
Additional staff	Full Cost	per hour	Fee + GST	10%
Additional field time - non-commercial (55% of hire fee)	Market	per hour	104.15	10%
Additional field time - off peak (55% of hire fee)	Market	per hour	72.25	10%
Party - deposit (to be paid on confirmation of party. The deposit is deducted from the balance of party fees.)	Market	per event / booking	102.00	10%
Cancellation Fees - less than 1 week (100% of deposit)	Market	per event / booking	Fee + GST	10%
Room Hire				
Studio1 - Commercial	Market	per hour	45.00	10%
Studio 1 - Community	Market	per hour	30.00	10%
Studio 2 - Commercial	Market	per hour	45.00	10%
Studio 2 - Community	Market	per hour	30.00	10%
Studio 2 & 3 - Commercial	Market	per hour	60.00	10%
Studio 2 & 3 - Community	Market	per hour	30.00	10%
Meeting Room 1 - Commercial (Meeting Room 1 has AV facilities, and a cap of 12 people)	Market	per hour	45.00	10%
Meeting Room 1 - Community (Meeting Room 1 has AV facilities, and a cap of 12 people)	Market	per hour	22.00	10%
Meeting Room 2 - Commercial (Meeting Room 2 has AV facilities and a cap of 8 people)	Market	per hour	34.00	10%
Meeting Room 2 - Community (Meeting Room 2 has AV facilities and a cap of 8 people)	Market	per hour	17.00	10%

## SCHEDULE OF FEES and CHARGES 2021/22

Description	Pricing Code	Unit of Measure	\$ Fee	GST
<b><u>CIVIC SPACES / SPORTS FIELDS / PARKS</u></b>				
<b><u>SPORTING FIELDS - ADDITIONAL CHARGES (All user categories and event types)</u></b>				
<b>Sports Lighting (charged in addition to normal hire rate)</b>				
Level A Fields	Market	per hour	9.00	10%
Level B Fields	Market	per hour	9.00	10%
<b>Events using greater than 50% of the publicly available space on the site, or commercially ticketed/restricted</b>				
Fee	Market	by negotiation	Fee + GST	10%
<b>Standard cricket net hire charge (all nets, all days)</b>				
Fee	Partial Cost	per hour	43.00	10%
<b>Reg Bartley Meeting Room - Casual Hire</b>				
Fee	Full Cost	per hour	50.00	10%
<b>Reg Bartley Meeting Room - Day Hire</b>				
Fee	Full Cost	per day	200.00	10%
<b>Long Term Licences (between 1 &amp; 5 years)</b>				
25% Discount on normal hire rate	Market	per hour	Fee + GST	10%
<b><u>ADDITIONAL CHARGES - ALL LOCATIONS, EVENTS, USER CATEGORIES</u></b>				
<b>Security Bond</b>				
<i>Security bonds are set by negotiation. A minimum bond of \$2,000.00 applies.</i>				
Security Bond - all user categories	Security Deposit	per event	Fee	0%
<b>Application Fee (All Event Applications)</b>				
Commercial and Private Users	Full Cost	per event	200.00	10%
Registered NFP Organisations, Charities, Public Schools and Non-Commercial Community Groups	Partial Cost	per event	100.00	10%
George Street Light Rail Route Space Activation	Market	by negotiation	Fee + GST	10%
<b>Administration Charges</b>				
Reissue of a permit within 48 hours of event commencement	Full Cost	per permit	300.00	10%
Cancellation of issued permit due to wet weather	Full Cost	per occasion	Fee + GST	10%
Cancellation of issued permit by hirer more than 10 days prior to event commencement in writing (25% of full fee)	Partial Cost	per permit	Fee + GST	10%
Cancellation of issued permit by hirer less than 10 days prior to event commencement in writing	Full Cost	per permit	Fee + GST	10%
Cancellation by the City	Zero	per permit	0.00	10%
Cancellation by the City, for breach of conditions of use	Full Cost	per permit	Fee + GST	10%
Cancellation due to Force Majeure	Full Cost	per permit	Fee + GST	10%
<b>Event Supervision / Management</b>				
Site Supervisor (minimum 4 hour call per call out)	Full Cost	per hour	75.00	10%
User Pays Rangers (minimum 4 hour call per call out)	Full Cost	per hour	90.00	10%
Event Management - Site Arborist / Parks Manager	Partial Cost	per hour	82.00	10%

## SCHEDULE OF FEES and CHARGES 2021/22

Description	Pricing Code	Unit of Measure	\$ Fee	GST
<b><u>CIVIC SPACES / SPORTS FIELDS / PARKS</u></b>				
<b><u>ADDITIONAL CHARGES - ALL LOCATIONS, EVENTS, USER CATEGORIES</u></b>				
<b>Vehicle Access to Site</b>				
Standard Vehicle Entry (e.g. maintenance vehicles)	Market	per vehicle	160.00	0%
Heavy Goods Vehicle/Crane Entry fee	Market	per vehicle	1210.00	0%
Removal of Bollards, opening of gates for vehicle entry and closure	Market	per occasion	150.00	10%
<b>Power Access to Site</b>				
<b><i>At sites where power is available</i></b>				
3 Phase Power Access	Full Cost	per location, per day	200.00	10%
Single Phase Power Access	Full Cost	per location, per day	85.00	10%
Smart Pole Power Access (City smart poles only)	Full Cost	by quotation	Fee + GST	10%
<b>Miscellaneous Charges</b>				
Flower Box relocation - within site (100m), and returned to correct position	Full Cost	per occasion	Fee + GST	10%
Flower Box relocation - off-site, and returned to correct position	Full Cost	per occasion	Fee + GST	10%
Ancillary Use of Park - 4 hours	Market	per 4 hours	275.00	0%
Ancillary Use of Park - 8 hours	Market	per day	475.00	0%
<b>Turning On &amp; Off Water Features (normal business hours)</b>				
Confined Space	Full Cost	by quotation	Fee + GST	10%
Non-confined Space	Full Cost	by quotation	Fee + GST	10%
<b>Turning On and Off Water Features (outside normal business hours)</b>				
Confined Space	Full Cost	by quotation	Fee + GST	10%
Non-confined Space	Full Cost	by quotation	Fee + GST	10%
<b>Ancillary Use no more than 1m2 footprint (e.g. freestanding promotional install/light boxes)</b>				
<i>Subject to compliance with all relevant planning conditions and approvals</i>				
Commercial Uses	Market	per week	325.00	10%
Community Events	Market	per week	210.00	10%
<b>Use of Park - For Construction/Material Storage</b>				
Application Fee	Market	per application	200.00	0%
Usage Fee (minimum 1 week)	Market	per m2/wk	25.00	0%
<b>Restoration, Corrective or Maintenance Works for Parks and Open Space areas</b>				
<i>Fees are for the engagement of services by the City for the performance of works within Parks &amp; Open Space areas. This may include restoration works, corrective maintenance or periodic maintenance works to deliver high quality public spaces. Fees will be at cost due to the variability of sites and conditions.</i>				
<b>Grassed Area</b>				
Fee - Restoration/Corrective/Maintenance Works	Partial Cost	per m2	80.58	10%
<b>Garden Area</b>				
Fee - Restoration/Corrective/Maintenance Works	Partial Cost	per m2	195.84	10%



## SCHEDULE OF FEES and CHARGES 2021/22

Description	Pricing Code	Unit of Measure	\$ Fee	GST
<b><u>CIVIC SPACES / SPORTS FIELDS / PARKS</u></b>				
<b><u>CITY FARM</u></b>				
<i>Adult - 16 years and over</i>				
<i>Concession - Children under 16, full time students, holders of Commonwealth Health Care, Pensioner Concession or Seniors Health Cards.</i>				
<i>In the event of the City organising a City Farm education program for an organisation, the direct costs associated with this program may be charged to the organisation</i>				
<b>City Farm Workshops</b>				
<i>Discounts may be available to City Farm members.</i>				
<b>Adult Farm Programs</b>				
Standard 1 hour walk, talk, demonstration	Market	per registrant	30.00	10%
Concession 1 hour walk, talk, demonstration	Market	per registrant	22.50	10%
Standard 1.5 hour walk, talk, demonstration	Market	per registrant	50.00	10%
Concession 1.5 hour walk, talk, demonstration	Market	per registrant	37.50	10%
Standard 2.5 hours (plus materials)	Market	per registrant	75.00	10%
Concession 2.5 hours (plus materials)	Market	per registrant	56.25	10%
Standard 1/2 day (plus materials)	Market	per registrant	95.00	10%
Concession 1/2 day (plus materials)	Market	per registrant	71.25	10%
Standard 1 day (plus materials)	Market	per registrant	120.00 - 200.00	10%
Concession 1 day (plus materials)	Market	per registrant	90.00 - 150.00	10%
Multiple day programs	Partial Cost	by negotiation	Fee + GST	10%
Accredited Courses/Workshops	Market	by negotiation	Fee + GST	10%
Corporate/Professional Development Workshop	Market	by negotiation	Fee + GST	10%
Speaking fee	Market	by negotiation	Fee + GST	10%
Travel fee for speaking events	Partial Cost	per booking / event	Fee + GST	10%
Organisations	Partial Cost	by negotiation	Fee + GST	10%
<b>Adult Lifestyle Programs</b>				
Group Session 1 hour	Market	per registrant	0.00 - 30.00	10%
Standard 1/2 day (plus materials)	Market	per registrant	75.00 - 150.00	10%
Concession 1/2 day (plus materials)	Market	per registrant	56.25 - 112.50	10%
Standard 1 day (plus materials)	Market	per registrant	75.00 - 200.00	10%
Concession 1 day (plus materials)	Market	per registrant	56.25 - 150.00	10%

## SCHEDULE OF FEES and CHARGES 2021/22

Description	Pricing Code	Unit of Measure	\$ Fee	GST
<b><u>CIVIC SPACES / SPORTS FIELDS / PARKS</u></b>				
<b><u>CITY FARM</u></b>				
<b>City Farm Workshops</b>				
Sustainability Programs				
LGA Resident	Market	per registrant	0.00 - 60.00	10%
Non-LGA Residents	Market	per registrant	0.00 - 60.00	10%
Organisations	Partial Cost	by negotiation	Fee + GST	10%
Webinars				
Standard 1 hour webinar	Market	per registrant	0.00 - 30.00	10%
Concession 1 hour webinar	Market	per registrant	0.00 - 22.50	10%
Standard 1.5 hour webinar	Market	per registrant	0.00 - 50.00	10%
Concession 1.5 hour webinar	Market	per registrant	0.00 - 37.50	10%
Standard 2.5 hour webinar	Market	per registrant	0.00 - 75.00	10%
Concession 2.5 hour webinar	Market	per registrant	0.00 - 56.25	10%
Children's Programs				
Schools Program (2 hour session, up to 25 students)	Market	per session	375.00	10%
Schools Program (additional child per session)	Market	per additional child	15.00	10%
School incursion experience	Market	by negotiation	Fee + GST	10%
Travel fee for incursion experiences	Partial Cost	per booking	Fee + GST	10%
Standard teacher 1 hour orientation session (plus materials)	Market	per registrant	10.00	10%
Concession teacher 1 hour orientation session (plus materials)	Market	per registrant	7.50	10%
Holiday Program 1 hour session (plus materials)	Market	per child, per session	13.00	10%
Holiday Program 1.5 hour session (plus materials)	Market	per child, per session	18.00	10%
Miscellaneous Children's Activities and Programs	Partial Cost	by negotiation	Fee + GST	10%
Education Display				
External Event	Partial Cost	by negotiation	Fee + GST	10%
Volunteer Experience				
Corporate Activity	Market	by negotiation	Fee + GST	10%

## SCHEDULE OF FEES and CHARGES 2021/22

Description	Pricing Code	Unit of Measure	\$ Fee	GST
<b>CIVIC SPACES / SPORTS FIELDS / PARKS</b>				
<b>CITY FARM</b>				
<b>City Farm Room Hire</b>				
<i>Discounts may be available to City Farm members</i>				
Security Deposit - Standard	Security Deposit	per hire	300.00	0%
Security Deposit - Community	Security Deposit	per hire	150.00	0%
Security Deposit - Key	Security Deposit	per booking	35.00	0%
Standard Rate	Partial Cost	per hour	0.00 - 60.00	10%
Community/NFP Rate	Partial Cost	per hour	0.00 - 50.00	10%
<b>City Farm Site Hire</b>				
Filming/Photography Location	Market	per hour	270.00	10%
Other Events	Market	by negotiation	Fee + GST	10%
<b>City Farm Markets and Events</b>				
<i>Discounts may be available to City Farm members</i>				
Stall Hire Fees - Standard	Market	per unit	0.00 - 500.00	10%
Community/NFP Stall Hire Fees	Partial Cost	by negotiation	Fee + GST	10%
<b>City Farm Membership</b>				
<i>Discounts may be available to City Farm members</i>				
Standard	Market	per year	30.00	10%
Concession	Market	per year	20.00	10%
Family/Household	Market	per year	50.00	10%
Group - Corporate	Market	per year	300.00	10%
Group - Not for Profit	Market	per year	150.00	10%
<b>City Farm Tour</b>				
<i>Discounts may be available to City Farm members and community groups</i>				
<b>Tour Only</b>				
Standard tour (45 minutes)	Market	per person	10.00	10%
Concession tour (45 minutes)	Market	per person	7.50	10%
Custom Group Tours	Partial Cost	by negotiation	Fee + GST	10%
<b>Activity as part of tour</b>				
Youth group tour and activity (1.5 hours, up to 12 participants)	Market	per session	180.00	10%
Youth group tour and activity (additional participant per session)	Market	per additional participant	15.00	10%
Standard group tour and activity (1.5 hours, up to 12 participants)	Partial Cost	by negotiation	Fee + GST	10%
<b>City Farm Products</b>				
Produce	Market	per unit	1.00 - 20.00	10%
Plants	Market	per unit	0.50 - 50.00	10%

## SCHEDULE OF FEES and CHARGES 2021/22

Description	Pricing Code	Unit of Measure	\$ Fee	GST
<b><u>BANNER POLES</u></b>				
<b><u>BANNER POLE ADVERTISING</u></b>				
<i>30% of fee to be paid as deposit on booking. The balance of the fee is invoiced and due once the banners are installed. If the order is cancelled within two months of installation date, the deposit will be forfeited.</i>				
<b>Simple Sequence</b>				
Establishment Fee (for less than 51 banner installations or dismantles)				
<i>This fee applies once on installation, and once on dismantling, per campaign.</i>				
Fee	Market	per campaign	560.00	0%
Installation Fee				
0-150 Banners	Market	per banner	43.50	0%
More than 150 Banners	Market	per banner	29.50	0%
Dismantle Fee				
0-150 Banners	Market	per banner	43.50	0%
More than 150 Banners	Market	per banner	29.50	0%
Cleaning				
Washing, Labelling & Packing	Market	per banner	12.50	0%
Washing	Market	per banner	8.00	0%
Banner Disposal (to be utilised until recycling is implemented)	Market	per banner	5.50	0%
Banner Recycling	Full Cost	per banner	8.00	0%
<b>Complex Sequence</b>				
Establishment Fee (for less than 51 banner installations or dismantles)				
<i>This fee applies once on installation, and once on dismantling, per campaign.</i>				
Fee	Market	per campaign	560.00	0%
Installation Fee				
0-150 Banners	Market	per banner	48.50	0%
More than 150 Banners	Market	per banner	34.50	0%
Dismantle Fee				
0-150 Banners	Market	per banner	43.50	0%
More than 150 Banners	Market	per banner	29.50	0%
Cleaning				
Washing, Labelling & Packing	Market	per banner	12.50	0%
Washing	Market	per banner	8.00	0%
Banner Disposal (to be utilised until recycling is implemented)	Market	per banner	5.50	0%
Banner Recycling	Full Cost	per banner	8.00	0%
<b>Commercial Rate</b>				
Commercial Rate - Premium	Market	per banner, per week	160.00	0%
<b>Commercial Rate</b>				
Commercial Rate - City	Market	per banner, per week	125.00	0%
Commercial Rate - Urban	Market	per banner, per week	80.00	0%

## SCHEDULE OF FEES and CHARGES 2021/22

Description	Pricing Code	Unit of Measure	\$ Fee	GST
<b><u>BANNER POLES</u></b>				
<b><u>BANNER POLE ADVERTISING</u></b>				
<b>Charity</b>				
Rate - Charity Organisations (With DGR Status)	Market	per banner, per week	25.00	0%
<b>Not for Profit</b>				
Not For Profit Rate	Market	per banner, per week	72.50	0%
<b>Government</b>				
Government Rate - Premium	Market	per banner, per week	125.00	0%
Government Rate - City	Market	per banner, per week	100.00	0%
Government Rate - Urban	Market	per banner, per week	75.00	0%
<b>Sponsorship</b>				
<b>Not for Profit</b>				
Not for Profit Rate	Market	per banner, per week	72.50	0%
<b>Government</b>				
Government Rate - Premium	Market	per banner, per week	125.00	0%
Government Rate - City	Market	per banner, per week	100.00	0%
Government Rate - Urban	Market	per banner, per week	75.00	0%
<b>Charity Organisations (With DGR Status)</b>				
Rate - Charity Organisations (With DGR Status)	Market	per banner, per week	25.00	0%
<b>Delivery fees</b>				
Outside the Sydney Metropolitan Area	Market	per campaign	280.00	0%
Within the Sydney Metropolitan Area	Market	per campaign	155.00	0%
<b>Order Variation Fee</b>				
Order Variation Fee	Market	per campaign	420.00	0%
<b>Urgency Fees</b>				
<i>Applicable when installers receive late banner deliveries close to the installation date</i>				
Urgency Fee (applicable when installers receive late banner deliveries close to the installation date)	Market	per campaign	760.00	0%

## SCHEDULE OF FEES and CHARGES 2021/22

Description	Pricing Code	Unit of Measure	\$ Fee	GST
<b><u>LIBRARY SERVICES</u></b>				
<b><u>LIBRARY MEMBERSHIP</u></b>				
<b>Annual Membership</b>				
Residents	Legislative	annual	0.00	0%
People living outside the City area	Zero	annual	0.00	0%
Workers within the City of Sydney LGA	Zero	annual	0.00	0%
Non-Resident - with Seniors Card or on Benefits	Zero	annual	0.00	0%
Non-Resident - children up to 18 years of age	Zero	annual	0.00	0%
Non-Resident - homeless	Zero	annual	0.00	0%
Non-Resident - living in post code 2042	Zero	annual	0.00	0%
Special Membership	Market	Annual	0.00 - 100.00	0%
Replacement Membership Card	Market	per card	7.00	0%
<b>Quarterly Membership</b>				
Non-Resident - no permanent NSW address	Market	quarterly	20.00	0%
<b>Reservation and Loans</b>				
Inter Library Loan	Market	per item	6.00	10%
Rush and Express Inter Library Loan (minimum fee - fees vary depending on rate charged by other library)	Market	min fee/item	55.00	10%
Inter Library Loan - charging library (minimum fee - fees vary depending on rate charged by other library)	Market	per item	30.00	10%
Request of Purchase	Zero	per item	0.00	10%
<b><u>LIBRARY SERVICES</u></b>				
<b>Photocopies / Printing / Scanning</b>				
Colour photocopies - photo quality				
A4 colour	Market	per page	2.00	10%
A3 colour	Market	per page	3.00	10%
Black and White Photocopying				
A4 Black & White	Market	per copy	0.20	10%
A3 Black & White	Market	per copy	0.30	10%
A4 Laser Printing				
Black & White	Market	per A4 page	0.20	10%
Colour	Market	per A4 page	2.00	10%
A3 Laser Printing				
Black & White	Market	per page	0.30	10%
Colour	Market	per page	3.00	10%
3-D Printing				
Set Up Fee plus	Market	per job, per item	5.00	10%
Printing Time Fee				
<i>A maximum fee of \$30.00 per 3D printing job applies</i>				
Printing Time Fee	Market	per hour	3.00	10%
<b>Internet &amp; Wi-Fi Access</b>				
Members	Zero	per half hr or part	0.00	10%
Non Members	Zero	per half hr or part	0.00	10%
<b>PC Access</b>				
Members	Zero	per half hr or part	0.00	10%
Non Members	Market	per half hr or part	3.50	10%
<b><u>Library Programs</u></b>				
<b>Technology Program</b>				
Technology Class - Full	Market	per session	0.00 - 200.00	10%
Technology Class - Concession	Partial Cost	per session	0.00 - 200.00	10%

## SCHEDULE OF FEES and CHARGES 2021/22

Description	Pricing Code	Unit of Measure	\$ Fee	GST
<b><u>LIBRARY SERVICES</u></b>				
<b><u>LIBRARY SERVICES</u></b>				
<b>Library Public Programs</b>				
Library Public Program - Full	Market	per session	0.00 - 800.00	10%
Library Public Program - Concession	Partial Cost	per session	0.00 - 800.00	10%
Makerspace Materials	Market	per person	0.00 - 500.00	10%
<b>Makerspace Programs</b>				
Makerspace Public Program - Full	Market	per session	0.00 - 800.00	10%
Makerspace Public Program - Concession	Market	per session	0.00 - 800.00	10%
Custom workshop/masterclass (including some materials)	Partial Cost	per person	0.00 - 1500.00	10%
Materials	Partial Cost	per person	0.00 - 1500.00	10%
Tutor Rate	Partial Cost	per hour	55.00 - 200.00	10%
<b>Makerspace Services</b>				
3-D Printing				
<i>Each 3-D printing job will incur a set-up fee, and a printing time fee</i>				
Set Up Fee				
Set Up Fee	Market	per job, per item	5.00	10%
Printing Time Fee				
<i>A maximum fee of \$30.00 per 3D printing job applies</i>				
Printing Time Fee	Market	per hour	3.00	10%
Laser Cutting				
<i>Each laser cutting job will incur a set-up fee, a materials fee (based on the size of the print submitted and the type of material) and a printing time fee</i>				
Set Up Fee				
Set Up Fee	Market	per job, per item	5.00	10%
Materials Fee				
Materials Fee	Market	per job, per item	0.00 - 200.00	10%
Printing Time Fee				
<i>A maximum fee of \$30.00 per 3D printing job applies</i>				
Printing Time Fee	Market	per hour	0.10	10%

## SCHEDULE OF FEES and CHARGES 2021/22

Description	Pricing Code	Unit of Measure	\$ Fee	GST
<b><u>LIBRARY SERVICES</u></b>				
<b><u>MISCELLANEOUS SERVICES</u></b>				
<b>Library Bag</b>				
Fee	Market	each	1.00 - 30.00	10%
<b>USB Stick</b>				
Fee	Market	each	5.00 - 20.00	10%
<b>Headphone</b>				
Fee	Market	each	5.00 - 30.00	10%
<b>Bicycle Puncture Repair</b>				
Fee	Market	per pack of 5	5.00	10%
<b>Sale of Library Items/Merchandise</b>				
Low Value Item (small size/high volume/standard quality)	Market	per item	0.00 - 100.00	10%
<b>Use of Library - Hire</b>				
<i>Available outside library opening hours only</i>				
Venue Hire - Commercial	Market	per hour	155.00	10%
Venue Hire - Community	Market	per hour	110.00	10%
Staff site supervision	Partial Cost	per supervisor, per hour	55.00	10%
Security (recovery of the City's costs)	Full Cost	per booking	Fee + GST	10%
AV Technician - quoted upon request (minimum: 3 hours)	Market	per hour	Fee + GST	10%
Damage to equipment/furniture (recovery of the City's costs)	Full Cost	per repair	Fee + GST	10%
Cleaning Fee - applied if additional cleaning required (recovery of the City's costs)	Full Cost	per clean	Fee + GST	10%
Late Exit Fee (all library rooms and facilities)	Partial Cost	per half hour	55.00	10%
Cancellation Fee	Partial Cost	per cancellation	35.00	10%
<b>Book Club Kit Annual Fee</b>				
Fee	Market	annual	0.00 - 100.00	10%



## SCHEDULE OF FEES and CHARGES 2021/22

Description	Pricing Code	Unit of Measure	\$ Fee	GST
<b>LIBRARY SERVICES</b>				
<b>LIBRARY MEETING/TRAINING/IT ROOMS</b>				
<b>Customs House Library</b>				
<i>Available during library opening hours only</i>				
Level 2 Meeting Room				
Commercial	Market	per hour	62.00	10%
Community Groups	Partial Cost	per hour	31.00	10%
Additional Charges				
Cancellation Fee - applied if booking is cancelled within 24 hours of booking	Partial Cost	per booking	31.00	10%
Training Room				
Commercial	Market	per hour	62.00	10%
Community	Partial Cost	per hour	31.00	10%
<b>Green Square Library</b>				
Tower				
Computer Lab - Commercial	Market	per hour	62.00	10%
Computer Lab - Community	Partial Cost	per hour	31.00	10%
Computer Lab - Student	Zero	per hour	0.00	10%
Music Room - Commercial	Market	per hour	62.00	10%
Music Room - Community Groups	Partial Cost	per hour	31.00	10%
Music Room - Students	Partial Cost	per hour	16.00	10%
Anything Room - Commercial	Market	per hour	62.00	10%
Anything Room - Community	Partial Cost	per hour	31.00	10%
Anything Room - Student	Zero	per hour	0.00	10%
Tower - Additional Charges				
Cleaning Fee - applied if additional cleaning required (recovery of the City's costs)	Full Cost	per clean	Fee + GST	10%
Security - quoted upon request for bookings outside library opening hours	Market	per booking	Fee + GST	10%
AV Technician - quoted upon request	Market	per booking	Fee + GST	10%
Damage to equipment/furniture (recovery of the City's costs)	Full Cost	per repair	Fee + GST	10%
Cancellation Fee - applied if booking is cancelled within 24 hours of booking	Partial Cost	per booking	31.00	10%
Meeting Rooms				
<i>Available during library opening hours only</i>				
Aqua Room - Commercial	Market	per hour	46.00	10%
Aqua Room - Community Groups	Partial Cost	per hour	23.00	10%
Aqua Room - Student	Zero	per hour	0.00	10%
Yellow Room - Commercial	Market	per hour	46.00	10%
Yellow Room - Community Groups	Partial Cost	per hour	23.00	10%
Yellow Room - Students	Zero	per hour	0.00	10%
Navy Room - Commercial	Market	per hour	46.00	10%
Navy Room - Community Groups	Partial Cost	per hour	23.00	10%
Navy Room - Students	Zero	per hour	0.00	10%
Meeting Rooms - Additional Charges				
Cleaning Fee - applied if additional cleaning required (recovery of the City's costs)	Full Cost	per clean	Fee + GST	10%

## SCHEDULE OF FEES and CHARGES 2021/22

Description	Pricing Code	Unit of Measure	\$ Fee	GST
<b><u>LIBRARY SERVICES</u></b>				
<b><u>LIBRARY MEETING/TRAINING/IT ROOMS</u></b>				
<b>Darling Square Library</b>				
Level 1				
Idea Space - Half - Commercial	Market	per hour	52.00	10%
Idea Space - Half - Community Groups	Partial Cost	per hour	26.00	10%
Idea Space - Half - Student	Zero	per hour	0.00	10%
Idea Space - Full - Commercial	Market	per hour	92.00	10%
Idea Space - Full - Community Groups	Partial Cost	per hour	46.00	10%
Idea Space - Full - Student	Zero	per hour	0.00	10%
Meeting Room - Commercial	Market	per hour	46.00	10%
Meeting Room - Community Groups	Partial Cost	per hour	23.00	10%
Meeting Room - Students	Zero	per hour	0.00	10%
Additional Charges - Idea Space				
Cleaning Fee - applied if additional cleaning required (recovery of the City's costs)	Full Cost	per clean	Fee + GST	10%
AV Technician - quoted upon request	Market	per booking	Fee + GST	10%
Damage to equipment/furniture (recovery of the City's costs)	Full Cost	per repair	Fee + GST	10%
Cancellation Fee - applies if booking is cancelled within 24 hours of booking	Partial Cost	per booking	31.00	10%
Additional Charges - Meeting Room				
Cleaning Fee - applied if additional cleaning required (recovery of the City's costs)	Full Cost	per clean	Fee + GST	10%
Level 2				
<i>Available during library opening hours only</i>				
Meeting Room - Commercial	Market	per hour	46.00	10%
Meeting Room - Community	Partial Cost	per hour	23.00	10%
Meeting Room - Students	Zero	per hour	0.00	10%
Additional Charges				
Cleaning Fee - applied if additional cleaning required (recovery of the City's costs)	Full Cost	per clean	Fee + GST	10%
Damage to equipment/furniture (recovery of the City's costs)	Full Cost	per repair	Fee + GST	10%

## SCHEDULE OF FEES and CHARGES 2021/22

Description	Pricing Code	Unit of Measure	\$ Fee	GST
<b>LIBRARY SERVICES</b>				
<b>LIBRARY MEETING/TRAINING/IT ROOMS</b>				
<b>Darling Square Library - Makerspace Venue Hire</b>				
<i>All rates are on a per hour basis, subject to negotiation (where indicated). The rates do not include induction into the makerspace or charges for the development and facilitation of workshops. 'With equipment' rates include the utilisation of City-owned makerspace equipment, subject to completion of induction. Within the range of rates specified, the rate charged is subject to discussion with the City. Considerations may include the length and nature of the booking, and the utilisation of City-owned equipment (where applicable).</i>				
Community Hire				
Community Hire - with equipment	Partial Cost	by negotiation	0.00 - 125.00	10%
Community Hire - without equipment	Partial Cost	per hour	0.00 - 60.00	10%
Start-up Hire				
Start-up Hire - with equipment	Partial Cost	by negotiation	0.00 - 180.00	10%
Start-up Hire - without equipment	Partial Cost	per hour	0.00 - 80.00	10%
Corporate Hire				
Corporate Hire - with equipment	Partial Cost	by negotiation	0.00 - 250.00	10%
Corporate Hire - without equipment	Partial Cost	per hour	0.00 - 120.00	10%
<b>Kings Cross Library</b>				
<i>Available during library opening hours only</i>				
Training Room				
Commercial	Market	per hour	62.00	10%
Community Groups	Partial Cost	per hour	31.00	10%
Additional Charges				
Cleaning Fee - applied if additional cleaning required (recovery of the City's costs)	Full Cost	per clean	Fee + GST	10%
AV Technician - quoted upon request	Market	per booking	Fee + GST	10%
Damage to equipment/furniture (recovery of the City's costs)	Full Cost	per repair	Fee + GST	10%
<b>Surry Hills Library</b>				
<i>Available during library opening hours only</i>				
Training Room				
Commercial	Market	per hour	62.00	10%
Community Groups	Partial Cost	per hour	31.00	10%
Additional Charges				
Cleaning Fee - applied if additional cleaning required (recovery of the City's costs)	Full Cost	per clean	Fee + GST	10%
AV Technician - quoted upon request	Market	per booking	Fee + GST	10%
Damage to equipment/furniture (recovery of the City's costs)	Full Cost	per repair	Fee + GST	10%

## SCHEDULE OF FEES and CHARGES 2021/22

Description	Pricing Code	Unit of Measure	\$ Fee	GST
<b>HISTORY PUBLICATIONS</b>				
<b><u>SALE OF PUBLICATIONS</u></b>				
<b>Titles</b>				
"The Accidental City"	Market	each	5.00	10%
"Sydney Town Hall"	Market	each	5.00	10%
"Capitol Theatre"	Market	each	5.00	10%
"Sacked! The Sydney City Council 1853-1988"	Market	each	5.00	10%
"Pyrmont & Ultimo [2nd edition]"	Market	each	30.00	10%
"Chippendale [2nd edition]"	Market	each	30.00	10%
"Surry Hills [2nd edition]"	Market	each	30.00	10%
"Millers Point [2nd edition]"	Market	each	30.00	10%
"South Sydney Social History"	Market	each	50.00	10%
"Red Tape Gold Scissors [English 2nd edition]"	Market	each	30.00	10%
"Sydney Town Hall & Collections"	Market	each	50.00	10%
"Grandeur & Grit (Glebe History)"	Market	each	35.00	10%
"We Never Had a Hotbed of Crime" - Hardback	Market	each	10.00	10%
"We Never Had a Hotbed of Crime" - Paperback	Market	each	5.00	10%
Barani Barrabugu Booklet Bulk Request	Partial Cost	per order	Fee + GST	10%
<i>For Barani Barrabugu Booklets: Orders of up to 300 booklets are free. Orders of 300 to 999 booklets are charged at 50% of the cost of production. Orders of 1000 or more booklets are charged at 100% of the cost of production.</i>				
"Our City: 175 years in 175 objects" Exhibition Catalogue	Market	each	20.00	10%

## SCHEDULE OF FEES and CHARGES 2021/22

Description	Pricing Code	Unit of Measure	\$ Fee	GST
<b><u>CHILD CARE CENTRES / KINDERGARTENS</u></b>				
<i>Standard fees or relief program fees for after school care and vacation care may be waived or discounts made available to families, at specific services, who meet specific eligibility criteria.</i>				
<b><u>ALEXANDRIA CHILD CARE CENTRE</u></b>				
<i>An 85% discount off the standard childcare fee is available for eligible families.</i>				
<b>Holding Deposit</b>				
Up to two weeks of standard fees per child (excluding subsidies or discounts)	Security Deposit	on enrolment	Fee	0%
<b>Child Care Fees</b>				
<i>An 85% discount off the standard fee is available for eligible families</i>				
Under 3yrs of age				
Standard Fee	Partial Cost	per child	115.00	0%
Over 3yrs of age				
Standard Fee	Partial Cost	per child	110.00	0%
<b><u>REDFERN OCCASIONAL CARE CENTRE</u></b>				
<i>An 85% discount off the standard fee or relief program fee is available for eligible families.</i>				
<b>Standard Fee</b>				
<i>An 85% discount off the standard fee or relief program fee is available for eligible families</i>				
Half Day	Partial Cost	per child	35.00	0%
Full Day	Partial Cost	per child	70.00	0%
<b>Relief Program Fee for eligible families</b>				
Half Day	Partial Cost	per child	20.00	0%
Full Day	Partial Cost	per child	40.00	0%
<b><u>BROUGHTON STREET KINDERGARTEN</u></b>				
<b><u>HILDA BOOLER KINDERGARTEN</u></b>				
<i>User pays "fee" gap between Council fees and State Government funding</i>				
<b>Holding Deposit</b>				
Up to two weeks of standard fees per child (excluding subsidies or discounts)	Security Deposit	on enrolment	Fee	0%
<b>Standard Fee</b>				
Standard Fee	Partial Cost	per day	49.00	0%
<b>Relief Program Equity Fee</b>				
Reduced rate fee for children who meet the Start Strong Equity Funding Criteria	Partial Cost	per session	13.00	0%
<b><u>CHILD CARE/CHILDREN'S PROGRAM MISCELLANEOUS SERVICES</u></b>				
<b>Children's Activities</b>				
Children's Activities	Full Cost	per child, per hour	0.00 - 50.00	0%
<b><u>CHILD CARE / KINDERGARTEN LATE FEES</u></b>				
<b>Late Fees</b>				
Up to 15 minutes after the session ends or service closes	Partial Cost	per family	20.00	0%
Between 16 - 30 minutes after the service closes	Partial Cost	per family	40.00	0%
Between 31 - 45 minutes after the service closes	Partial Cost	per family	60.00	0%
Between 46 - 60 minutes after the service closes	Partial Cost	per family	80.00	0%

## SCHEDULE OF FEES and CHARGES 2021/22

Description	Pricing Code	Unit of Measure	\$ Fee	GST
<b><u>AFTER SCHOOL CARE / VACATION CARE</u></b>				
<i>A full discount on the advertised fee may be applied, on application, to families who meet specific eligibility criteria.</i>				
<b><u>ULTIMO CHILDREN'S PROGRAM</u></b>				
<b><u>PYRMONT CHILDREN'S PROGRAM</u></b>				
<b><u>KING GEORGE V (The Rocks) CHILDREN'S PROGRAM</u></b>				
<i>An 85% discount off the standard fees for after school care or vacation care is available for eligible families.</i>				
<b>Holding Deposit</b>				
After School Care				
Permanent After School Care users				
Up to two weeks of standard fees per child (excluding subsidies or discounts)	Security Deposit	on enrolment	Fee	0%
<b>After School Care</b>				
<i>An 85% discount off the standard fee is available for eligible families</i>				
Standard Fee	Partial Cost	per afternoon	26.00	0%
<b>Vacation Care (cost of excursions included in fee)</b>				
<i>An 85% discount off the standard fee is available for eligible families</i>				
Standard Fee	Partial Cost	per day	60.00	0%
<b><u>WOOLLOOMOOLOO CHILDREN'S PROGRAM</u></b>				
<i>These fees only apply to families who do not meet the criteria for free access to services</i>				
<b>Holding Deposit</b>				
After School Care				
Permanent After School Users				
Up to two weeks of standard fees per child (excluding subsidies or discounts)	Security Deposit	on enrolment	Fee	0%
<b>After School Care</b>				
<i>An 85% discount off the standard fee is available for eligible families</i>				
Standard Fee	Partial Cost	per afternoon	26.00	0%
<b>Vacation Care (cost of excursions included in fee)</b>				
<i>An 85% discount off the standard fee is available for eligible families</i>				
Standard Fee	Partial Cost	per day	60.00	0%
<b>Saturday Program</b>				
Standard Fee	Partial Cost	per day	50.00	0%
<b><u>AFTER SCHOOL / VACATION CARE LATE FEES</u></b>				
<b><i>Applicable to all centres except Surry Hills</i></b>				
<b>Late Fees</b>				
Up to 15 minutes after the session ends or service closes	Partial Cost	per family	20.00	0%
Between 16 - 30 minutes after the service closes	Partial Cost	per family	40.00	0%
Between 31 - 45 minutes after the service closes	Partial Cost	per family	60.00	0%
Between 46 - 60 minutes after the service closes	Partial Cost	per family	80.00	0%

## SCHEDULE OF FEES and CHARGES 2021/22

Description	Pricing Code	Unit of Measure	\$ Fee	GST
<b><u>COMMUNITY SERVICES</u></b>				
<b><u>ACTIVITY / COMMUNITY CENTRE MEALS</u></b>				
<i>Meal Fee waiver may be available on request (subject to conditions)</i>				
<b>Centre Meals Fee</b>				
Fee	Partial Cost	per meal	0.00 - 20.00	0%
<b><u>MEALS ON WHEELS - Burrows Rd Distribution Centre</u></b>				
<i>Meal Fee waiver may be available on request (subject to conditions)</i>				
<b>Meals - Provided to Home &amp; Community Care Clients (HACC Funded) OR</b>				
<b>Meals - Provided to Commonwealth Funded Aged Care Packages (No HACC Funding)</b>				
Meal Only (Standard)	Partial Cost	Meal	6.40	0%
Meal Only (Salad)	Partial Cost	Meal	6.40	0%
Dessert (subject to conditions)	Partial Cost	Meal	1.50	0%
Soup Only (subject to conditions)	Partial Cost	Meal	1.50	0%
Bread (subject to conditions)	Zero	Meal	0.00	0%
Snack Only	Partial Cost	Meal	2.00 - 10.00	0%
<b>Service Provider Fee - Commonwealth funded Aged Care Packages and Non Resident Clients</b>				
Customers not eligible for Disability or Aged Care Funding subsidy or Non Resident	Full Cost	Meal	11.55	0%
<b>Service Provider Fee - For National Disability Insurance Scheme (NDIS) funded Packages</b>				
Eligible NDIS Customers	Full Cost	Meal	11.55	0%
<b><u>HEALTHY AGEING ACTIVITIES</u></b>				
<b>Classes</b>				
Fee	Partial Cost	per class	0.00 - 250.00	10%
<b>Outings/Events</b>				
Fee	Partial Cost	per event	0.00 - 35.00	10%
<b>Photocopies / Printing</b>				
A4 Black & White	Market	per copy	0.20	10%
A3 Black & White	Market	per copy	0.30	10%
A4 Colour	Market	per copy	2.00	10%
A3 Colour	Market	per copy	3.00	10%
<b><u>PODIATRY SERVICE</u></b>				
<b>Consultation (Residents only)</b>				
Fee	Partial Cost	per visit	14.50	0%

## SCHEDULE OF FEES and CHARGES 2021/22

Description	Pricing Code	Unit of Measure	\$ Fee	GST
<b>COMMUNITY PROGRAMS &amp; SERVICES</b>				
<b>COMMUNITY BUS SCHEME</b>				
<b>Category A</b>				
<i>Partnership Programs with the City of Sydney. Subject to CEO approval.</i>				
Half Day (up to 4 hours)	Zero	per booking	0.00	10%
Full Day (over 4 hours)	Zero	per booking	0.00	10%
Additional overnight charge	Zero	per night	0.00	10%
Cleaning Fee - to be charged if buses not returned clean	Partial Cost	per booking	100.00	10%
Refuelling Fee - to be charged if buses returned not refuelled	Partial Cost	per booking	63.05	10%
<b>Category B</b>				
<i>Non-profit Organisations/Community Groups/Disadvantaged Schools</i>				
Full Day (over 4 hours)	Partial Cost	per booking	28.05	10%
Additional overnight charge	Partial Cost	per night	88.25	10%
Cleaning fee - to be charged if buses returned not cleaned	Partial Cost	per booking	100.00	10%
Refuelling fee - to be charged if buses returned not refuelled	Partial Cost	per booking	63.05	10%
Failure to notify a booking cancellation - Full Day	Partial Cost	per booking	28.05	10%
Pre-trip Inspection Fee (Hires travelling outside 100km radius of City of Sydney LGA)	Partial Cost	per booking	50.05	10%
Toll charges (cost of tolls used throughout hire)	Full Cost	per booking	Fee + GST	10%
<b>Category C</b>				
<i>Other Groups/Non City of Sydney Organisations/Other Schools</i>				
Half day (up to 4 hours)	Partial Cost	per booking	100.00	10%
Full Day (over 4 hours)	Partial Cost	per booking	169.10	10%
Additional overnight charge	Partial Cost	per night	88.25	10%
Cleaning fee - to be charged if buses returned not cleaned	Partial Cost	per booking	100.00	10%
Refuelling fee - to be charged if buses returned not refuelled	Partial Cost	per booking	63.05	10%
Failure to notify a booking cancellation - Half Day	Partial Cost	per booking	100.00	10%
Failure to notify a booking cancellation - Full Day	Partial Cost	per booking	169.10	10%
Pre-trip Inspection Fee (Hires travelling outside 100km radius of City of Sydney LGA)	Partial Cost	per booking	50.05	10%
Toll charges (cost of tolls used throughout hire)	Full Cost	per booking	Fee + GST	10%
<b>Additional Fees for Provision of Bus Drivers</b>				
Monday - Friday 8:15 to 5pm (minimum 4 hrs)	Market	per hour	50.05	10%
Monday - Friday 5pm to midnight (minimum 4 hrs)	Market	per hour	100.00	10%
Weekend - 7am - midnight (minimum 4hrs)	Market	per hour	100.00	10%
Public Holidays	Market	per hour	149.15	10%
<b>Fuel Usage Charge</b>				
<i>To be approved by the Community Transport Coordinator prior to confirmation of bus booking</i>				
Fee	Partial Cost	per km	0.45	10%
<b>Insurance Excess Fee</b>				
<i>To recover the cost of any repairs below the City's insurance excess</i>				
Costs incurred by the City	Full Cost	per incident	Fee + GST	10%



## SCHEDULE OF FEES and CHARGES 2021/22

Description	Pricing Code	Unit of Measure	\$ Fee	GST
<b><u>COMMUNITY PROGRAMS &amp; SERVICES</u></b>				
<b><u>CITY SPACES PROGRAMS AND ACTIVITIES</u></b>				
<i>Includes centre based activities, classes, events and programs and online programs</i>				
<b>Programs and Activities</b>				
Fee	Partial Cost	per activity	0.00 - 600.00	10%
<b>Special Youth Events</b>				
Activities and Excursions (recovery of Council costs up to \$100)	Partial Cost	per person	Fee + GST	10%
<b>Equipment Hire</b>				
Equipment Hire	Partial Cost	per item	0.00 - 60.00	10%
<b><u>EVENTS</u></b>				
<b><u>HIRE OF EVENT ASSETS</u></b>				
Production Items	Market	per item, per week	0.00 - 600.00	10%
Scenic Items	Market	per item, per week	0.00 - 650.00	10%
Scenic Installations	Partial Cost	per item	Fee + GST	10%
<b><u>EVENT TICKETING</u></b>				
Event Ticket	Market	per person	0.00 - 400.00	10%
<b><u>SALE OF EVENT ITEMS (INCLUDING BANNERS)</u></b>				
Low Value Item (Small size/high volume/standard quality)	Market	per item	0.00 - 200.00	10%
Medium Value Item (Medium size/limited volume/good quality)	Market	per item	200.00 - 800.00	10%
High Value Item (Large size/very limited volume/exceptional quality)	Market	per item	600.00 - 1000.00	10%
<b><u>EVENT PARTICIPATION</u></b>				
<b>Stall Hire</b>				
Stall Hire	Market	per unit	0.00 - 3000.00	10%
<b>Sydney Lunar Festival Dragon Boat Races</b>				
Individual Entrance Fee	Partial Cost	per person	13.00 - 50.00	10%
Team Entrance Fee	Partial Cost	per team	400.00 - 999.00	10%
Marquee Hire Fee	Partial Cost	per unit	450.00 - 650.00	10%
Training Session Fee	Partial Cost	per session	0.00 - 255.00	10%
Insurance Fee	Partial Cost	per person	0.00 - 150.00	10%

## SCHEDULE OF FEES and CHARGES 2021/22

Description	Pricing Code	Unit of Measure	\$ Fee	GST
<b><u>LEGAL</u></b>				
<b><u>DOCUMENT PREPARATION FOR COURT</u></b>				
<b>Coloured Photocopies (A4)</b>				
Fee	Partial Cost	per copy	4.00	0%
<b>Document/File Preparation for Court</b>				
<i>Recovery of actual bureau charge</i>				
Bulk Copying of files	Full Cost	per subpoena	Fee	0%
Courier Fees	Full Cost	per subpoena	Fee + GST	10%
<b>Scanning &amp; Saving Documents to CD or USB</b>				
Fee	Partial Cost	per CD/USB	10.00	0%
<b><u>DOCUMENT PREPARATION (LEGAL)</u></b>				
<b>Document</b>				
Positive Covenant or Restriction on the use of land	Full Cost	per document	550.00	10%
Simple Deed or Agreement	Full Cost	per document	1650.00	10%
Short Form Planning Agreement (unamended standard form)	Zero	per document	0.00	0%
Short Form Planning Agreement (amended)	Full Cost	per document	1650.00	10%
Simple or Standard Planning Agreement	Full Cost	per document	5500.00	10%
Complex or Non-Standard Planning Agreement	Full Cost	per document	11000.00	10%

## SCHEDULE OF FEES and CHARGES 2021/22

Description	Pricing Code	Unit of Measure	\$ Fee	GST
<b><u>INFORMATION MANAGEMENT</u></b>				
<b><u>CITY RECORDS - FORMAL GIPAA APPLICATIONS</u></b>				
<b>Formal Access Application (not personal information of applicant)</b>				
Application Fee	Legislative	per request	30.00	0%
Processing Charge	Legislative	per hour	30.00	0%
<b>Formal Access Application (personal information of applicant)</b>				
Application Fee	Legislative	per request	30.00	0%
First 20 hours	Legislative	per request	0.00	0%
Processing Charge after the first 20 hrs	Legislative	per hour	30.00	0%
<b>Internal Review</b>				
Application Fee	Legislative	per request	40.00	0%
<b>Discounts on Applications</b>				
An applicant is entitled to a 50% reduction of the Processing Charge if the City is satisfied that the applicant is suffering from financial hardship and/or there is a special benefit to the public generally	Legislative	per request	Fee	0%
<b><u>CITY RECORDS - INFORMAL GIPAA REQUESTS</u></b>				
<b>Copies of Documents</b>				
<i>Where the document is to be the basis of a commercial product, associated fees are subject to negotiation and the approval of executive management</i>				
Digitisation (other than of files) - at cost to the City	Full Cost	per request	Fee	0%
Digitisation of files (per folder)	Partial Cost	per file	25.00	0%
<b>Copies of Photographs</b>				
Digitisation of photograph	Full Cost	per image	20.00	0%
<b>Licence Fee/Permission to use copies of archival material e.g. as illustrations, for display</b>				
Commercial purpose	Zero	per use	0.00	0%
Non-Commercial purpose	Zero	per use	0.00	0%
Student use	Zero	per use	0.00	0%
<b><u>SUBPOENA PROCESSING</u></b>				
<i>Also see fees under Legal category - Document / File Preparation for Court</i>				
<b>Conduct Money</b>				
Conduct Money	Full Cost	per application	30.00	0%

## SCHEDULE OF FEES and CHARGES 2021/22

Description	Pricing Code	Unit of Measure	\$ Fee	GST
<b><u>FINANCE</u></b>				
<b><u>RATES &amp; VALUATION CERTIFICATES</u></b>				
<b>Section 603 Certificates - Local Government Act 1993</b>				
Normal Fee (by Ministerial Decree)	Legislative	per certificate	85.00	0%
<b>Transfer Notice Register</b>				
Inspection only	Zero	per inspection	0.00	0%
Printout - A4	Market	per page	2.00	0%
<b>Information from Valuation Records</b>				
Inspection only	Zero	per inspection	0.00	0%
Printout - A4	Market	per page	2.00	0%
<b><u>SECURITIES</u></b>				
<b>Fee for Refundable Security Deposits &amp; S7.11 Contributions</b>				
Base Management Fee - BDD pre-2004 where applicable	Partial Cost	Deposit Amt	2.20	% 10%
<b><u>FINANCE CHARGES</u></b>				
<b>Enquiry Fees</b>				
Cheques Special Clearance	Partial Cost	per cheque	40.00	10%
Investigation Fee	Partial Cost	per item	35.00	10%
<b>Dishonoured Fee</b>				
Cheques, Electronic Transactions, Credit Cards, etc	Partial Cost	per item	35.00	10%
<b>Rates Refunds</b>				
Rates Refund Fee	Partial Cost	per assessment	50.00	10%
<b>Presentation Charges</b>				
Presentations by City staff	Partial Cost	per event	0.00 - 2500.00	10%
Presentations/technical advice to visiting organisations	Partial Cost	per day, per event	0.00 - 2500.00	10%
<b><u>INTEREST ON OVERDUE DEBTS</u></b>				
<b>Interest on Overdue Rates</b>				
<i>Per annum rate, calculated daily:</i>				
Interest Rate	Legislative	per assessment	6.00	% 0%
<b>Interest on Other Overdue Debts</b>				
<i>Per annum rate, calculated daily:</i>				
Interest Rate	Partial Cost	per debt	6.00	% 0%

## SCHEDULE OF FEES and CHARGES 2021/22

Description	Pricing Code	Unit of Measure	\$ Fee	GST
<b><u>SUSTAINABILITY</u></b>				
<b><u>BUILDING UPGRADE FINANCE</u></b>				
<i>Previously EUA</i>				
<b>Administration Fee</b>				
Loan Amount - up to \$50,000	Partial Cost	per agreement	254.00	10%
Loan Amount - \$50,001 to \$200,000	Partial Cost	per agreement	1269.00	10%
Loan Amount - \$200,001 to \$400,000	Partial Cost	per agreement	3045.00	10%
Loan Amount - \$400,001 to \$800,000	Partial Cost	per agreement	6090.00	10%
Loan Amount - \$800,001 to \$1,400,000	Partial Cost	per agreement	11165.00	10%
Loan Amount - \$1,400,001 to \$2,500,000	Partial Cost	per agreement	11165.00	10%
Loan Amount - \$2,500,001 to \$4,000,000	Partial Cost	per agreement	11165.00	10%
Loan Amount - \$4,000,001 to \$8,000,000	Partial Cost	per agreement	11165.00	10%
Loan Amount - \$8,000,001 to \$12,000,000	Partial Cost	per agreement	11165.00	10%
Loan Amount - more than \$12,000,000	Partial Cost	per agreement	11165.00	10%
<b>Other Charges</b>				
Late Payment Fee	Full Cost	per occasion	\$64.00 + court fees	10%
Amendment Fee	Partial Cost	per amendment	360.00	10%
<b><u>GREEN VILLAGES</u></b>				
<b>Green Villages Workshops</b>				
<i>In the event of the City of Sydney organising a Green Villages workshop for an organisation, the direct costs associated with this workshop may be charged to the organisation.</i>				
Residents	Market	per registrant	0.00 - 60.00	10%
Non-Residents	Market	per registrant	0.00 - 60.00	10%
Organisations	Partial Cost	by negotiation	Fee + GST	10%

This page intentionally left blank

# Commercial Venue Hire

City of Sydney  
Town Hall House  
456 Kent Street  
Sydney NSW  
2000

2021-2022 Fees and Charges - Sydney Town Hall, Barnet Long Room  
(Customs House), Stapleton Hall (Paddington Town Hall)



# Contents

- Introduction .....3
  - Overview.....3
- Venue Hire Rates .....5
- Sydney Town Hall .....7
  - Centennial Hall & Vestibule.....7
  - Lower Town Hall (Peace Hall).....7
  - Ancillary Venues .....8
- Barnet Long Room (Customs House).....9
- Paddington Town Hall .....10
  - Stapleton Hall .....10
  - Catering Commission.....10
- Equipment, Personnel, and other additional charges (All venues) .....11
  - Audio Equipment .....11
  - Rigging Equipment .....18
  - Staging Equipment & Services.....19
  - Personnel .....22
  - Miscellaneous .....23
  - Surcharges / Bonds / Commissions Payable .....24
  - Public Liability Insurance .....24



# Introduction

The City of Sydney offers a number of landmark venues for hire, for corporate functions, wedding receptions, exhibitions, film shoots and other events.

These landmark venues are:

- Sydney Town Hall
  - Centennial Hall
  - Lower Town Hall (Peace Hall)
  - Ancillary venues
- Customs House
  - Barnet Long Room
- Paddington Town Hall
  - Stapleton Hall

These venues are managed on a commercial basis by the City's Venue Management business unit.

This document outlines the fees and charges for these landmark venues.

## Overview

The fees and charges for these landmark venues are categorised as follows:

- Venue Hire
- Technical Services
- Personnel, and
- Miscellaneous

Venue Hire fees are the fees applicable for hiring the venue for a period of time. These fees are calculated on an hourly rate, subject to a minimum number of hours per event type.

Technical Services charges are charges for the hiring of audio and visual equipment. They are most commonly on a per item per day basis. However, Venue Management does offer a number of packages tailored to different types of events.

Personnel charges are charges for technical and event support staffing, to facilitate an event.

Miscellaneous charges relate to ancillary services which may be required to facilitate an event, including building management, sub-hiring, communications technology, and waste removal.

Please note the following in relation to pricing:

- Pricing in this document is valid from 1 July 2021 until 30 June 2022.
- All prices quoted include GST, unless stated otherwise.
- The basis of pricing is market rates, unless stated otherwise.

## Hirer Categories

The City recognises two customer/hirer categories in relation to the hire of landmark venues, as follows:

### **Category 1 – For Profit Organisation / Individual**

- Any organisation (including Federal / State Governments) that operate their business with the purpose of generating revenue, and whose event may or may not contribute to that goal of revenue generation
- A group or individual who, although their event has no revenue generation purpose, is holding a private activity (e.g. wedding, reception, dinner, meeting, cocktail party, etc.).

### **Category 2 - Not-For-Profit Organisation**

- Any organisation that does not operate in order to derive any profit, personal gain or benefits from its operation and whose purpose is to benefit the community through its activities.
- This includes charities and community organisations, both of which may aim to raise funds of which are spent on benefitting the wider community.
- To be considered as a Category 2 customer/hirer, the organisation must provide the City with a copy of their Letter of Incorporation or evidence of not-for-profit status.

# Venue Hire Rates

The Venue Management unit will negotiate a venue hire rate for landmark venues with customers, based on the nature and the requirements of the booking.

The factors which may be taken into account by Venue Management, when negotiating a venue hire rate are outlined below.

## Subsidised Rates

- Subsidised rates (for venue hire only) may be available to registered not-for-profit and charitable organisations, and to public schools based in the local government area.
- Eligible customers may receive a discount of up to 25% on venue hire charges
- Subsidised rates are not applicable to other fees and charges related to the booking (such as equipment hire, personnel and miscellaneous charges).
- To be eligible for subsidised rates, the hirer must be a registered not-for-profit organisation at the time of signing their event contract. Subsidised rates will not be backdated or applied retrospectively.
- Subsidised rates may be offered in conjunction with other promotions or seasonal pricing. This will be at the discretion of the City and subject to relevant terms and conditions.

## Seasonal Pricing

- Seasonal pricing / rate adjustments may apply.
- Where seasonal rates are applied, the base rate advertised below may increase or decrease accordingly.
- Seasonal rates may be applied to all or part of the booking period, or to individual days, at the discretion of the City.

## Bundled / All-Inclusive / Package Rates

- The City may, where appropriate, negotiate a bundled / all-inclusive / package rate, which incorporates charges for a number of different services and fees.
- This rate may be charged on a per person or per hour basis, or as a lump sum amount, or another applicable basis.
- This rate may include charges for third party suppliers required to facilitate the event and may include commissions or mark-ups, as appropriate.

## Multiple day events

- The rate for multiple day events (of any type, excluding exhibitions) of 3 or more days are subject to negotiation.
- Standard rates, including a total minimum venue hire charge, apply to exhibitions with a duration of 14 days or less.
- Fees and charges for exhibitions with a duration of 15 days or more are subject to negotiation.

## Promotions

- The City may, from time to time as appropriate, implement and run promotional activities.
- These promotional activities may include, but not be limited to, offering booking incentives, discounts, and value-add incentives.
- Where the City determines to implement and run such promotional activities, the rate will be determined by the City as it sees fit, and in line with market conditions.

## Performing Arts Technical Services Rates

- The City may, from time to time, elect to support the performing arts by offering co-promotional, tiered or seasonal rates on technical equipment and services.
- These rates will only be available upon application to eligible hirers for live performance and performing arts events.

# Sydney Town Hall

## Centennial Hall & Vestibule

	Total minimum hours per day	Total minimum venue hire charge	Hourly rate <sup>1</sup>
Catered Rate	17	13,600	1,100
Standard Rate	15	16,500	1,100
Standard Half Day Rate	8	10,800	1,350
Elections	12	29,040	2,420
Load-In / Load-Out Full Day			By negotiation
Non-Performance Day			By negotiation

<sup>1</sup> Hourly rate is the rate charged per hour, over and above the total minimum venue hire charge  
These venues are not hired on an individual hourly rate, so the hourly rate only applies where the duration of the booking exceeds the total minimum hours per day.

## Lower Town Hall

	Total minimum hours per day	Total minimum venue hire charge	Hourly rate <sup>1</sup>
Standard Rate	4	2,680	670
Exhibition <sup>1</sup> (1-2 days)	10	6,700	670
Exhibition (3-14 days)	10	5,300	530
Exhibition (15 days +)		Upon Application	
Elections <sup>2</sup>	12	13,560	1,130
Load-In / Load-Out Full Day			By negotiation
Non-Performance Day			By negotiation

<sup>1</sup> One combined entrance / exit only.

<sup>2</sup> Separate entrance & exit.

## Ancillary Venues

	Total minimum hours per day	Total minimum venue hire charge	Hourly rate <sup>1</sup>
Lower Town Hall Foyer	4	640	160
Marconi Room (composite)	4	1,040	260
Marconi Room A	4	600	150
Marconi Room B	4	600	150
Marconi Terrace	4	2,080	520
Southern Function Room	4	600	150
Treasury Room	4	600	150
Vault	4	600	150
Vestibule <sup>2</sup>	5	4,200	840
VIP Boardroom	4	400	100

<sup>1</sup> Hourly rate is the rate charged per hour, over and above the total minimum venue hire charge. These venues are not hired on an individual hourly rate, so the hourly rate only applies where the duration of the booking exceeds the total minimum hours per day.

<sup>2</sup> Hiring of the Vestibule is at the discretion of the City and does not include access to Centennial Hall.

# Barnet Long Room (Customs House)

Inclusive of the Barnet Long Room, Pre-function rooms, Balcony and Boardroom.

	<b>Total minimum hours per day</b>	<b>Total minimum venue hire charge</b>	<b>Hourly rate <sup>1</sup></b>
Catered Rate	5	2,150	430
Standard Rate Half Day	5	2,300	460
Standard Rate	8	3,440	430
Exhibition	10	3,600	360
Load-In / Load-Out Full day			By negotiation

<sup>1</sup> Hourly rate is the rate charged per hour, over and above the total minimum venue hire charge  
These venues are not hired on an individual hourly rate, so the hourly rate only applies where the duration of the booking exceeds the total minimum hours per day.

# Paddington Town Hall

Inclusive of the Bar, Pre-function area and Oxford Street balcony.

## Stapleton Hall

	<b>Total minimum hours per day</b>	<b>Total minimum venue hire charge</b>	<b>Hourly rate<sup>1</sup></b>
Half-Day (until 2:00 pm)	5	2,050	410
Full day / Evening <sup>2</sup>	12	3,360	280
Load in/Load out full day	10	2,800	280
Post Event Load Out <sup>3</sup>	4	1,120	280

<sup>1</sup> Hourly rate is the rate charged per hour, over and above the total minimum venue hire charge. These venues are not hired on an individual hourly rate, so the hourly rate only applies where the duration of the booking exceeds the total minimum hours per day.

<sup>2</sup> All events at Paddington Town Hall must be concluded by midnight.

<sup>3</sup> Post-Event Load-Out is the rate charged the day after the event and is subject to-availability.

## Catering Commission

The Catering Commission is the fee paid for the use of the commercial kitchen or bar at Paddington Town Hall.

The fee is applicable per event, or per event day where the event runs over multiple days.

Where both the Kitchen and Bar are used for the same event, only the Kitchen Commission is charged.

<b>Number of Guests</b>	<b>Kitchen Commission</b>	<b>Bar Commission</b>
Less than 100 guests	1,000	500
100 - 149 guests	1,200	650
150 - 199 guests	1,400	800
200 - 249 guests	1,600	950
250 - 300 guests	1,800	1,100
300 - 349 guests	2,000	1,250
350 - 399 guests	2,200	1,400
More than > 400 guests	2,500	1,500



# Equipment Charges (All venues)

## Audio Equipment

All charges are per item (each), unless stated otherwise.

Prices are for equipment hire only. Personnel charges are additional, unless noted.

All equipment and packages offered are subject to availability.

Charges for season equipment rental periods greater than 1 week, and / or turnkey solutions will be by quotation.

### Speakers

	Day Rate (each)	Weekly Rate (each)
Portable PA 2 Speaker Package	425	1,275
Portable PA 4 Speaker Package	550	1,650
Portable PA 6 Speaker Package	675	2,025
Portable PA 8 Speaker Package	700	2,100
Portable PA - Ti10 Line Array	1,000	3,000
Speaker – Personal Monitor	50	150
Speaker – Foldback	90	270
Speaker – Full Range	105	315
Speaker – Sub	115	345
Speaker – Amplifier	75	225
Media Splitter	125	375

### Mixing Consoles

	Day Rate (each)	Weekly Rate (each)
Mixing Console – Yamaha TF Rack	150	450
Mixing Console – Yamaha QL1	150	450
Mixing Console – Pro 1 Monitor Console	225	675
Mixing Console – Pro X Monitor Console	500	1,500
Mixing Console – Midas Heritage D96	550	1,650
Protools Multitrack Recording System	800	2,400
Audio Recording - Archival	165	495
CDJ2000 DJ deck + mixer	350	1,050

## Audio Systems

	Day Rate (each)	Weekly Rate (each)
Marconi & Southern Function Room Audio System	350	1,050
Marconi Terrace Audio System - BGM	525	1,575
Vestibule Audio System	400	1,200
Externally Sourced Audio Equipment / Services	Cost + 20% Service Fee	

## Microphones & Communication

	Day Rate (each)	Weekly Rate (each)
Microphone - Cabled	15	45
Wireless Comms – Belt pack	110	330
Wireless – Handheld Radio Microphone	160	480
Wireless – Headset or lapel Radio Microphone	185	555
Wireless - In Ear Monitor	160	480

## Lighting Equipment

All charges are per item (each), unless stated otherwise.

Prices are for equipment hire only. Personnel charges are additional, unless noted.

All equipment and packages offered are subject to availability.

Charges for season equipment rental periods greater than 1 week, and / or turnkey solutions will be by quotation.

### Lighting Packages

	Day Rate (each)	Weekly Rate (each)
Lighting Package – Gala Dinner (Base)	2,900	8,700
Lighting Package – Gala Dinner (Enhanced)	3,900	11,700
Lighting Package – Concert (Base)	2,900	8,700
Lighting Package – Concert (Enhanced)	3,900	11,700
Lighting Package – Comprehensive	4,500	13,500
Lighting Package – Floor Package Moving Head Wash	475	1,425
Lighting Package – Floor Package Moving Head Spot	575	1,725
Lighting Package – Centennial Hall Under Galleries	800	2,400
Lighting Package – Vestibule	750	2,250
Lighting Package – LTH Additional Room Lighting (Base)	900	2,700
Lighting Package – LTH Additional Room Lighting (Enhanced)	1,400	4,200
Lighting Package – LTH Stage Wash	290	870
Lighting Package – Exterior Façade Lighting	1,600	4,800
Lighting Package – Marconi Terrace Decorative Lighting	1,250	3,750

### Lighting Equipment

	Day Rate (each)	Weekly Rate (each)
Light – LED Par	30	90
Light – Battery LED (6 Pack)	160	480
Light – Martin Mac Aura	80	240
Light – Moving Head Profile / Wash	175	525
Light – Conventional	15	45
Light – Follow spot	190	570
Light – Festoon	75	225
Lighting Desk – Portable	100	300
Lighting Desk – Grand MA2 Wing + PC	200	600
Lighting Desk – Grand MA2 Full Size	400	1,200

**Effect Equipment**

	<b>Day Rate (each)</b>	<b>Weekly Rate (each)</b>
Hazer – JEM 365	240	720
Low Fog - Look Solutions HP	350	1,050
Mirror Ball	170	510
3 Phase Distribution Board	75	225
Power Lock – 25m 200A Cable	150	450
Power Lock – 200A Distro	300	900
Externally Sourced Lighting Equipment / Services	Cost + 20% Service Fee	

## Vision Equipment

All charges are per item (each), unless stated otherwise.

Prices are for equipment hire only. Personnel charges are additional, unless noted.

All equipment and packages offered are subject to availability.

Charges for season equipment rental periods greater than 1 week, and / or turnkey solutions will be by quotation.

### Camera & Broadcast Equipment

	Day Rate (each)	Weekly Rate (each)
Broadcast Camera with Lens – 17x	500	1,500
Broadcast Camera with Lens – 22x	600	1,800
Broadcast Camera Lens Control	150	450
Broadcast Camera Tripod	125	375
Camera – PTZ	150	450
Camera – PTZ Controller	150	450
Camera – PTZ Camera Package	500	1,500
Camera CCU Control System	500	1,500
Camera Switching System	500	1,500
Camera ISO Recording Rack	600	1,800

### Monitors

	Day Rate (each)	Weekly Rate (each)
Monitor – Portable Digital Signage (LED Display 65")	150	450
Monitor – Portable Digital Signage (LED Display 75")	180	540
Monitor – Foldback / Comfort	125	375
Monitor – Preview	75	225

### Projectors

	Day Rate (each)	Weekly Rate (each)
Projector – Desktop / Meeting Room	450	1,350
Projector – 10K	750	2,250
Projector – 25K	1,250	3,750
Projector Lens – Short Throw	325	975
Projector Lens – Medium Throw	275	825
Projector Lens – Long Throw	375	1,125

## Projection Screens

	<b>Day Rate (each)</b>	<b>Weekly Rate (each)</b>
Projection Screen 14' x 8' – Front or rear project	225	675
Projection Screen 16' x 9' – Front or rear project	250	750
Projection Screen 20' x 11' – Front project only	300	900
Projection Screen 24' x 11' – Front project only	350	1,050
Projection Screen 30' x 10' – Front project only	375	1,125
Projection Screen 9m x 5m Roll down – Front project only	1,000	3,000

## Vision Equipment

	<b>Day Rate (each)</b>	<b>Weekly Rate (each)</b>
Vision Switcher – ATEM TV Studio	150	450
Vision Switcher – ATEM 1	350	1,050
Vision Switcher – ATEM 2	500	1,500
Vision Switcher – Barco S3	1,250	3,750
Vision Switcher Surface – ATEM	300	900
Vision Switcher Surface – Barco EC50	500	1,500
Vision Recorder (Media not included)	100	300
Vision Scaler / Converter	100	300

## Other Equipment

	<b>Day Rate (each)</b>	<b>Weekly Rate (each)</b>
Chairman's Timer	125	375
Computer – Laptop	150	450
Wireless Presenter	75	225

## Audio & Vision Packages

All charges are per day, unless stated otherwise.

Day Rates include set-up and pack-down, unless stated otherwise.

Charges for season equipment rental periods greater than 1 week, and / or turnkey solutions will be by quotation.

### Ancillary Venues (All)

Package	Day Rate	Weekly Rate
Portable Projector & Screen	1,350	2,690
Portable Projector, Screen & PA	1,600	3,440

### Marconi Room & Southern Function Room

Package	Day Rate	Weekly
Live video stream of Centennial Hall	200	600
AV Systems	750	2,250

### Lower Town Hall

Package	Day Rate <sup>1</sup>	Weekly Rate <sup>1</sup>
Single Screen AV Package <i>(includes vision, audio, lighting &amp; draping)</i>	4,500	13,500
Dual Screen AV Package <i>(includes vision, audio, lighting &amp; draping)</i>	5,500	16,500

### Centennial Hall

Package	Day Rate <sup>1</sup>	Weekly Rate <sup>1</sup>
Single screen 16' x 9' Projection Package	3,500	10,500
Single screen 20' x 11' Projection Package	4,500	13,500
Single screen 24' x 13.5' Projection Package	5,250	15,750
Single screen 30' x 11' Projection Package (blend)	6,750	20,250
Dual screen 16' x 9' Projection Package	5,500	16,500
Dual screen 20' x 11' Projection Package	6,750	20,250
Centre single screen 24' x 13.5" + Dual screens 8' x 14' Projection Package	9,250	27,750
Centre single screen 24' x 13.5" + Dual screens 9' x 16' Projection Package	9,750	29,250
Sydney Town Hall – PTZ Camera Package	500	1,500
Externally Sourced Vision Equipment / Services	Cost + 20% Service Fee	

<sup>1</sup> Includes set-up / pack-down labour.

## Rigging Equipment

All charges are per item (each), unless stated otherwise.

Prices are for equipment hire only. Personnel charges are additional, unless noted.

All equipment and packages offered are subject to availability.

Charges for season equipment rental periods greater than 1 week, and / or turnkey solutions will be by quotation.

	Day Rate	Weekly Rate
Chain Hoist - Temporary	160	540
Chain Hoist - Installed	180	480
Chain Hoist Motor Control – 8 Way	250	750
Chain Hoist Motor Control – Pendant Control	100	300
Truss Section - HD 33 Tri	25	75
Truss Section - F34 / HD Square	25	75
Truss Section - F45 Square	35	105
Truss Section - Pre-Rig	45	135
Truss Section - HD Stacking Truss	45	135
Truss Section - F34 Circle Section	40	120
Truss Section - F34 Corner / Block	30	90
Truss – Base Plate	20	60
Top and Bottom Rigging – Per Point	25	75
Externally Sourced Rigging Equipment / Services	Cost + 20% Service Fee	



## Staging Equipment & Services

All charges are per item, unless stated otherwise.

Prices are for equipment hire only. Personnel charges are additional, unless noted.

All equipment and packages offered are subject to availability.

Charges for season equipment rental periods greater than 1 week, and / or turnkey solutions will be by quotation.

### Furniture & Equipment <sup>1</sup>

	Unit of Measure	Rate (\$)
Carpet Runner Centennial Hall – Front Steps to Eastern Corridor	Per Booking	450
Carpet Runner Centennial Hall – Centre Aisle	Per Booking	350
Centennial Hall Clerestory Window Black Out	Per Booking	7,250
Bar Stool	Each Per Week	35
Tub Chair	Each Per Week	45
Flip Chart including pads and pens	Each Per Week	25
Lectern – Perspex	Each Per Week	125
Lectern – Procson	Each Per Week	75
Piano – Fazioli Moving & Tuning <sup>1</sup>	Per Booking	990
Piano – Kawai GX6 Moving & Tuning <sup>1</sup>	Per Booking	770
Piano Tuning – Each	Per Callout	225
DJ Desk – Black with Skirt	Per Booking	75
Externally Sourced Staging Equipment / Services	Cost + 20% Service Fee	

<sup>1</sup> Available at Sydney Town Hall only.

## Stage & Stage Equipment <sup>1</sup>

	Unit of Measure	Rate (\$)
Centennial Hall Centre Stage Access Installation/Removal	Per Booking	300
Centennial Hall Stage Standard Extension Removal	Per Booking	500 <sup>2</sup>
Riser - Decks	Each Per Week	75
Riser - Handrail section - 1.2m	Each Per Week	35
Riser - Kick rail / Chair Stop - 2.4m	Each Per Week	10
Riser - Treads - 1.2mW to suit 1.35mH stage	Each Per Week	60
Riser - Choir A Step Extension	Each Per Week	450
Riser - Choir B Step Extension	Each Per Week	450
Riser - Choir G Step Extension	Each Per Week	300
Riser - Stage Lip Extension - 18.0mW x 0.9mD	Each Per Week	600
Riser - Stage Lip Extension - 18.0mW x 1.2mD	Each Per Week	750
Riser - Stage Lip Extension - 18.0mW x 1.8mD	Each Per Week	1,125
Riser - Stage Lip Extension - 18.0mW x 2.4mD	Each Per Week	1,125
Riser - Eastern Gallery additional Ops position	Each Per Week	480
Riser - Projector	Each Per Week	75
Riser - Foldback Monitor	Each Per Week	75

<sup>1</sup> Available at Sydney Town Hall only.

<sup>2</sup> Includes Labour.

## Soft Goods / Draping

All charges are per item, unless stated otherwise.

Prices are for equipment hire only. Personnel charges are additional, unless noted.

All equipment and packages offered are subject to availability.

Charges for season equipment rental periods greater than 1 week, and / or turnkey solutions will be by quotation.

	<b>Unit of Measure</b>	<b>Rate (\$)</b>
Curtain Track - 6m	Each Per Week	50
Drape – Black Wool 6.0mW x 4.5mH	Each Per Week	110
Drape – Black Wool 4.75w x 10.0mH	Each Per Week	150
Drape – Black Wool Pipe & Drape	Each Per Week	45
Drape – Black Molten 2.4mW x 6.0mH	Each Per Week	45
Drape – Black Wool Gallery Masking	Each Per Week	180
Drape – Black Wool LTH Screen Masking	Each Per Week	200
Drape – Scrim or Cyc 6mH	Each Per Week	400
Drape – Scrim or Cyc 9mH	Each Per Week	600
Pipe & Drape – Base Plate & Push up Pole	Each Per Week	25
Pipe & Drape – Cross Bar	Each Per Week	10
Pipe & Drape – Drape	Each Per Week	40
Pipe & Drape – Operator Surround	Each Per Week	100
Externally Sourced Soft Goods / Draping Equipment / Services	Cost + 20% Service Fee	

# Personnel, and other additional charges (All venues)

## Personnel

Personnel rates are applicable to all venues and external locations under the management of the Venue Management business unit.

The following conditions apply to all personnel charges

1. A minimum 4 hour call applies to all personnel charges.
2. All rates are per person per hour.
3. A Public Holiday loading/surcharge will apply to ALL PERSONNEL. This is charged at 175% of the standard Monday to Saturday hourly rate

## Operations and Front of House Staff

	Unit of Measure	Rate (\$)
Cleaner	Per Person / Hour	55
Front of House Supervisor Operations Supervisor	Monday – Saturday	80
	Sunday	100
Operations Crew	Monday – Saturday	65
	Sunday	80
Usher Cloakroom Attendant	Monday – Saturday	47
	Sunday	62

## Security Staff

	Time Period	Rate (\$)
Security Guard RSA Marshall Loading Dock	Monday – Saturday	65
	Sunday	90

## Technical Staff

	Time Period	Public Holidays
Setup Crew Followspot	Monday – Saturday	75
	Sunday	90
General Operators & Technicians Systems Tech. Assistant Stage Manager	Monday – Sunday	90
Technical Operators (Centennial Hall) Heads of Department Camera Operator Stage Manager	Monday – Sunday	100
Technical Director Production Manager	Monday – Sunday	125

## Miscellaneous

### Event Facilitation

	Unit of Measure	Rate (\$)
Sydney Town Hall Fire Isolation <i>Minimum isolation time 4 hours (including 1 hour for haze to clear)</i>	Per Hour	200
Paddington Town Hall Fire Isolation <i>Minimum isolation time 4 hours (including 1 hour for haze to clear)</i>	Per Hour	80
Loading Dock Traffic Management Fee (Sydney Town Hall only)	Per occasion	1,500
Centennial Hall Clerestory Window Black Out	Each per occasion	7,250

### Additional Technology

	Unit of Measure	Rate (\$)
Phone Lines (plus call costs)	Each Per Day	105
Internet Connection – Barnet Long Room only	Each Per Day	100
Internet Connection – Sydney Town Hall	Per Line, Per Day	100

### Waste

	Unit of Measure	Rate (\$)
Refuse Collection Fee - at cost to Council	On Quotation	Cost to Council
Waste Removal <i>Clothing sales and Bulk rubbish</i>	Each per occasion	450

### Other

	Unit of Measure	Rate (\$)
Goods & Services booked on behalf of hirer (sub hire services)		Cost to Council + 20%
Filming & Photography <i>Locations within venues where standard venue hire fees are not applicable</i>	Per location 4 hour call	550
Contract revision fee (3 <sup>rd</sup> Revision or change)	Each	150
Heritage Tape Roll	Each	35

## Surcharges / Bonds / Commissions Payable

	Unit of Measure	Rate (\$)
Venue hire security bond	Per Booking	2,500
Catering Commission payable – Sydney Town Hall (catering stand asides only).		
Applied to the total catering costs (Food, beverage, personnel & equipment) charged to the client, both in real costs + value in kind/sponsorship.	Per booking	20% of total catering expenses

## Public Liability Insurance

All parties hiring City facilities are required to provide proof of \$10 million Public Liability Insurance before a venue booking can be confirmed

Individuals and small community groups unable to provide insurance cover may apply to be covered under the City's Community Engagement Liability Policy, at the following rates.

	Unit of Measure	Rate (\$)
Level 1 – Venue booking fees less than \$450, excluding GST	Per Booking	30
Level 2 – Venue booking fees between \$450 and \$1,800 excluding GST	Per Booking	110
Level 3 – Venue booking fees more than \$1,800 excluding GST	Per Booking	225

# Appendix 2 - Civic Spaces, Parks and Sporting Fields

2021-2022 Fees & Charges - Listing of Civic Spaces, Parks and Sporting Fields



Name	Address	Suburb
<b>Civic Spaces</b>		
Jubilee Fountain Plaza	Glebe Point Road, corner of Parramatta Road	Camperdown
Chard Stairs Streetscape	Forbes Street, between St Peters Lane and William Street	Darlinghurst
International Square	William Street / Kings Cross Tunnel	Darlinghurst
Oxford Square	Oxford Square, Burton Street and Riley Street	Darlinghurst
Taylor Square	corner of Oxford Street and Bourke Street	Darlinghurst
Wilson Street Open Space	between Ivy Street and Ivy Lane	Darlington
Erskineville Square	outside 130 Erskineville Road, corner of Charles Street	Erskineville
Dixon Streetscape 1	Dixon Street, between Little Hay Street and Goulburn Street	Haymarket
Dixon Streetscape 2	Dixon Street, between Little Hay Street and Goulburn Street	Haymarket
Railway Square	1 Eddy Avenue, east of intersection between Pitt Street, George Street, Quay Street and Lee Street	Haymarket
Agar Steps	5010 Kent Street, to Observatory Hill	Millers Point
Georgina Street Civic Space	at Soudan Lane, Georgina Street at Fitzroy Lane	Newtown
Josephson Street Streetscape	corner of Flinders Street	Paddington
Llankelly Place Civic Space	Llankelly Place, between Darlinghurst Road and Springfield Mall	Potts Point
Orwell Street Civic Space	17A Orwell Street	Potts Point
Springfield Gardens	Springfield Avenue	Potts Point
Ward Avenue Civic Space	corner of Ward Avenue and Roslyn Street	Potts Point
Miller Street Civic Space	Miller Street Plaza, 55A Miller Street	Pymont
Pymont Street Civic Space	corner of Pymont Bridge Road	Pymont
Scott Street Plaza	52A Harris Street	Pymont
High Holborn Street Streetscape	corner of Cleveland Street	Surry Hills
Cathedral Square	College Street	Sydney
Chifley Square	Hunter Street, between Elizabeth Street and Phillip Street	Sydney
Customs House Square	31A Alfred Street, between Young Street and Loftus Street	Sydney
Gateway Building Reserve	Alfred Street, between Loftus Street and Pitt Street	Sydney
Herald Square	Alfred Street, between Pitt Street and George Street	Sydney
Regimental Square	Wynyard Street, corner of George Street	Sydney
Richard Johnson Square	Bligh Street, corner of Hunter Street	Sydney
Scout Place	Alfred Street, between Phillip Street and Young Street	Sydney
Sydney Square	George Street, adjacent to Sydney Town Hall	Sydney
Sydney Place Civic Space	between Dowling Street and McElhone Street	Woolloomooloo
Tom Uren Place	90-94 Bourke Street	Woolloomooloo



Name	Address	Suburb
<b>Iconic Parks</b>		
Sydney Park	Sydney Park Road	Alexandria
Bicentennial Park No. 2	Federal Road	Annandale
Federal Park No. 1	363 Nelson Street	Annandale
Federal Park No. 2	363 Nelson Street	Annandale
Victoria Park	1001 City Road	Camperdown
Arthur McElhone Reserve	1A Billyard Avenue	Elizabeth Bay
Harold Park	91A Ross Street	Forest Lodge
Bicentennial Park No. 1	Federal Road	Glebe
Dr H J Foley Rest Park	140 Glebe Point Road, corner of Bridge Road	Glebe
Jubilee Park	2 Federal Road	Glebe
Wentworth Park	9 Wentworth Park Road	Glebe
Belmore Park	Belmore Park (west of Railway), 191 Hay Street	Haymarket
Observatory Hill Park	1001 Upper Fort Street	Millers Point
Pirrama Park	20-24 Pirrama Road	Pymont
Redfern Park	51 Redfern Street	Redfern
Rushcutters Bay Park	6 Waratah Street	Rushcutters Bay
Prince Alfred Park	1003 Chalmers Street	Surry Hills
Hyde Park North	110 Elizabeth Street	Sydney
Hyde Park South	120 Elizabeth Street	Sydney
Macquarie Place Park	36 Bridge Street	Sydney
Wynyard Park	1001 York Street	Sydney
Cook & Phillip Park	1B Cathedral Street	Woolloomooloo

Name	Address	Suburb
<b>Neighbourhood Parks</b>		
Alexandria Park	10 Buckland Street	Alexandria
Perry Park	1B Maddox Street, corner of Bourke Road	Alexandria
Beaconsfield Park	54 Queen Street	Beaconsfield
Chippendale Green	48 O'Connor Street	Chippendale
Peace Park	70-80 Myrtle Street, between Pine Street and Buckland Street	Chippendale
Green Park	301 Victoria Street, corner of Burton Street and Darlinghurst Road	Darlinghurst
Charles Kernan Reserve	296-304 Abercrombie Street	Darlington
Beare Park	13 Esplanade Road	Elizabeth Bay
Fitzroy Gardens	64-68 Macleay Street	Elizabeth Bay
Harry Noble Reserve	1A Elliott Avenue, corner of Swanson Street	Erskineville
Wood Street Playground	22 Wood Street	Forest Lodge
Blackwattle Bay Park	55 Leichhardt Street	Glebe
Glebe Foreshore Walk East	between Cook Street and Ferry Road	Glebe
Glebe Foreshore Walk Stage 5	between Ferry Road and Bridge Road	Glebe
Glebe Foreshore Walk West	8A Mary Street, between Glebe Point Road and Leichhardt Street	Glebe
Pope Paul VI Reserve	505A Glebe Point Road, corner of Federal Road	Glebe
Hollis Park	168-184 Wilson Street	Newtown
Embarkation Park	82 Cowper Wharf Road, entrance to park off Victoria Street	Potts Point
Giba Park	2A Point Street	Pyrmont
James Watkinson Reserve	1A Mill Street	Pyrmont
Garraway Park	101C Dalmeny Avenue	Rosebery
Kimberley Grove Reserve	81 Dalmeny Avenue, corner of Kimberley Grove	Rosebery
Turruwul Park	115 Rothschild Avenue	Rosebery
Eddie Ward Park	45 Marlborough Street, corner of Devonshire Street	Surry Hills
Harmony Park	147 Goulburn Street, corner of Brisbane Street	Surry Hills
Shannon Reserve	450 Crown Street	Surry Hills
Lang Park	1 Lang Street, corner of York Street	Sydney
Crown Park	22A Crystal Street	Waterloo
Crystal Park	7A Crystal Street	Waterloo
The Rope Walk	10 Archibald Avenue	Waterloo
Waterloo Park	1B Elizabeth Street	Waterloo
Waterloo Park / Mount Carmel	2B Elizabeth Street	Waterloo
Wulaba Park	30 Amelia Street	Waterloo
906 Bourke Street	906 Bourke Street	Zetland
Gunyama Park	132 - 140 Joynton Avenue	Zetland
Joynton Park	21 Gadigal Avenue	Zetland
Mary O'Brien Reserve	13A Joynton Avenue	Zetland
Matron Ruby Grant Park	3 Joynton Avenue	Zetland
Nuffield Park	3 Hutchinson Walk	Zetland
Tote Park	7 Grandstand Parade	Zetland

Name	Address	Suburb
<b>Pocket Parks</b>		
Belmont Street 5030 Reserve	between Maddox Street and Harley Street	Alexandria
Belmont Street 5040 Streetscape	outside 336 Belmont Street	Alexandria
Bowden Playground	103A Lawrence Street, corner of Harley Street	Alexandria
Daniel Dawson Playground	2-18 Wyndham Street	Alexandria
Dibbs Street Reserve	15-25 Dibbs Street	Alexandria
Green Square	intersection of Bourke Road, O'Riordan Street and Wyndham Street	Alexandria
Jack Shuttleworth Reserve	51 Mitchell Road, corner of Renwick Street	Alexandria
Lawrence Street Closure	outside 274 Lawrence Street	Alexandria
Les White Reserve	170-172 Mitchell Road	Alexandria
Mitchell Road Reserve	40-42 Mitchell Street, corner of Buckland Lane	Alexandria
Renwick Street Playground	42-46 Renwick Street, near corner of Jennings Street	Alexandria
Sheas Creek Shared Path	42A-44 Maddox St Alexandria	Alexandria
The Crescent Open Space	7 The Crescent	Annandale
Munn Reserve	Munn Street, corner of Argyle Place and High Street	Barangaroo
Janet Beirne Reserve	235 Victoria Street	Beaconsfield
McConville Reserve	22A O'Riordan Street	Beaconsfield
City Road Reserve	City Road, corner of Cleveland Street	Camperdown
Larkin Street Park	2-10 Larkin Street	Camperdown
Lyons Rd Reserve	106 Parramatta Road, corner of Lyons Road	Camperdown
The Western Block	19-25 Lyons Road	Camperdown
Whelan Reserve	4010 Centennial Square	Centennial Park
Balfour Street Park	between Wellington Street and O'Connor Street	Chippendale
Daniels Street Reserve	12 Daniels Street	Chippendale
Paints Lane Garden Reserve	corner of Paints Lane and Moorgate Lane	Chippendale
Regent Street Corner Streetscape	Regent Street, corner of Cleveland Street	Chippendale
Smithers Street Pocket Park	corner Levy Street	Chippendale
Strickland Park	59-61 Balfour Street	Chippendale
Albert Sloss Reserve	225-245 Palmer Street	Darlinghurst
Arthur Reserve	4 Oswald Lane, corner of Craigend Street	Darlinghurst
Barcom Avenue Park	240-274 Barcom Avenue	Darlinghurst
Chisholm Street Reserve	2-6 Hannam Street, corner of Chisholm Street	Darlinghurst
Frances Newton Reserve	222 Palmer Street	Darlinghurst
Gilligan's Island	1096 Bourke Street (Taylor Square)	Darlinghurst
Kings Lane Reserve	Kings Lane, between Thompson Street and Bourke Street	Darlinghurst
Lacrozia Playground	218-228 Barcom Avenue	Darlinghurst
Nimrod Street Rest Area	14 Nimrod Street, corner of Caldwell Street	Darlinghurst
O'Brien Lane Reserve	237-241 Bourke Street	Darlinghurst
Ronald Shores Reserve	corner of Ward Avenue and Kings Cross Road	Darlinghurst
Rosebank Park	3B Farrell Avenue	Darlinghurst
Surrey Street Playground	69A Surrey Street	Darlinghurst
Three Saints Square	corner Barcom Avenue and Oxford Street	Darlinghurst
Womerah Gardens	25a Womerah Avenue	Darlinghurst
Yurong Street Reserve	corner of Stanley Street	Darlinghurst

Name	Address	Suburb
<b>Pocket Parks</b>		
Shepherd Street Reserve	corner of Boundary Street	Darlington
Vine Street Playground	1 Thomas Street	Darlington
Vine Street Reserve	39 Vine Street	Darlington
Parbury Lane Park	Lower Fort Street	Dawes Point
Pottinger Park East	3-5 Pottinger Street	Dawes Point
Pottinger Park West	The Paddock, 36-38 Pottinger Street	Dawes Point
Trinity Avenue Playground	24 Trinity Avenue	Dawes Point
John Armstrong Reserve	23A Greenknowe Avenue	Elizabeth Bay
Lawrence Hargrave Reserve	9 Elizabeth Bay Road	Elizabeth Bay
Macleay Reserve	1080 Elizabeth Bay Road	Elizabeth Bay
Rotary Park	1 Ithaca Road	Elizabeth Bay
Ada Villa Terrace	59 Erskineville Road	Erskineville
Albert Street Reserve	1 Albert Street, corner of Baldwin Street	Erskineville
Amy Street Reserve	3-5 Amy Street	Erskineville
Bamal Way	between Coulson Street & Sydney Park Road	Erskineville
Binning Street Reserve	corner of Swanson Street	Erskineville
Burren Street Playground	Burren Street Reserve 2, 86-90 Burren Street	Erskineville
Coulson Street Reserve	Coulson Street, corner of Flora Street (opposite Devine Street)	Erskineville
Devine Street Reserve	51 Devine Street, corner of Flora Street and Bray Street	Erskineville
Ellen Lawman Rest Area	116-126 Erskineville Road, between John Street and Charles Street	Erskineville
Erskineville Park and Oval surrounds	147A Mitchell Road, corner of Mitchell Road and Copeland Street	Erskineville
Ethel Street Playground	1B Ethel Street, corner of Clara Street	Erskineville
Flora & Knight Reserve	41-47 Knight Street, corner of Flora Street	Erskineville
George Street Reserve	194 George Street	Erskineville
Green Ban Park	1-5 Ada Villas Terrace, corner of Albert Street and Erskineville Road	Erskineville
Green Bans Park	40-48 Erskineville Road	Erskineville
John Street Rest Area	corner of Albert Street	Erskineville
Kirsova No. 1 Playground	67 McDonald Street	Erskineville
Kirsova No. 2 Playground	136-140 George Street	Erskineville
Maureen Oliver Reserve	2-4 John Street, corner of Erskineville Road	Erskineville
Pinkstone Playground	16 Septimus Street, corner of Baldwin Street	Erskineville
Rest Area - Bridge Street	Bridge Street, corner of Swanson Street	Erskineville
Rochford Street Closure	between Munn Street and Victoria Street	Erskineville
Rochford Street Playground	109-113 Rochford Street	Erskineville
Solander Park	38 Park Street	Erskineville
Swanson Street Reserve	corner of Swanson Street and Railway Parade	Erskineville
Sydney Street Reserve	Sydney Street, at Swanson Street	Erskineville
Albert Street Pocket Park	corner of Albert Street and Burren Street	Eveleigh
Alexander Street Reserve	41 Henderson Road	Eveleigh
South Sydney Rotary Park No. 1	53 Henderson Road	Eveleigh
South Sydney Rotary Park No. 2	53 Henderson Road	Eveleigh
South Sydney Rotary Park No. 3	53 Henderson Road	Eveleigh

Name	Address	Suburb
<b>Pocket Parks</b>		
Alfred Road Reserve	71 Alfred Road	Forest Lodge
Arcadia Park	93-137 Ross Street	Forest Lodge
Arundel Street Reserve	181 Arundel Street	Forest Lodge
AV Henry Reserve	The Crescent	Forest Lodge
Canal (Water Board) Reserve	9A Minogue Crescent, between Wigram Road and AV Henry Reserve	Forest Lodge
Creek Street Reserve	22 Wood Street, between Wigram Road and Hereford Street	Forest Lodge
Cullen Close Closure	between Ross Street and The Crescent	Forest Lodge
Grattan Close Park	corner of Minogue Cres	Forest Lodge
JV McMahon Reserve	11 Minogue Crescent	Forest Lodge
Lewis Hoad Reserve	16A Minogue Crescent, between Wigram Rd and the PCYC	Forest Lodge
May Pitt Playground	205-209 St Johns Road	Forest Lodge
Minogue Crescent Reserve	8A Minogue Crescent, between the PCYC and 6-10 Minogue Crescent	Forest Lodge
Orphan School Creek	Caldwell Park (Orphan School Creek), 22 Wood Street	Forest Lodge
PCYC	16 Minogue Crescent	Forest Lodge
Ross Street Playground	22 Minogue Crescent, corner of Charles Street	Forest Lodge
Ross Street Reserve	118C Hereford Street	Forest Lodge
Seamer Street Reserve	74 Catherine Street, corner of Seamer Street	Forest Lodge
Toxteth Park	93-137 Ross Street	Forest Lodge
Wigram Road Reserve	150A Wigram Road	Forest Lodge
Wood Street Lands	4-6 Wood Street	Forest Lodge
Alice Lee Reserve	25 Burton Street	Glebe
Arthur (Paddy) Gray Reserve	55A Hereford Street	Glebe
Blackwattle Playground	47 Leichhardt Street	Glebe
Bridge Road Pocket Park	corner of Colbourne Avenue	Glebe
Cardigan Street Park	17 Cardigan Street, between Darghan Street, Darling	Glebe
Darghan Street Steps	Darghan Street, corner of Railway Street	Glebe
Ernest Pederson Reserve	24A Ferry Road	Glebe
Glebe Library	186-194 Glebe Point Road, corner of Wigram Road	Glebe
Glebe Street Playground	106 Mitchell Street, corner of Glebe Street	Glebe
Glebe Town Hall Grounds	160 St Johns Road	Glebe
Hegarty Street Steps	Hegarty Street, between John Street and John Lane	Glebe
Jean Cawley Reserve	4 Rosebank Street	Glebe
John Street Reserve	3 John Street, corner of St James Avenue	Glebe
Kirsova Playground No. 3	1C Wigram Lane	Glebe
Lyndhurst Street Reserve	between Bridge Road and Broughton Street	Glebe
Lyndhurst Street Steps	Lyndhurst Street, between Bellevue Street and Bellevue Lane	Glebe
Millard Reserve	38 Wentworth Park Road, corner of St Johns Road	Glebe
Minogue Reserve	2-6 Franklyn Street	Glebe
Mitchell Street Park	between Westmoreland Street and Mount Vernon Lane	Glebe
MJ (Paddy) Doherty Reserve	22 Mitchell Street, corner of Wentworth Street	Glebe
Palmerston Avenue Steps	Palmerston Avenue, between Lombard Street and Bayview Street	Glebe

Name	Address	Suburb
<b>Pocket Parks</b>		
Quarry Street Streetscape & Steps	Quarry Street and Quarry Lane, between Taylor Street and Avon Street	Glebe
Robyn Kemmis Reserve	20-40 Franklyn Street	Glebe
Sarah Pennington Reserve	Bayview Street	Glebe
St Helens Community Centre	184 Glebe Point Road	Glebe
St James Park	3 Woolley Street	Glebe
Stewart Street Glebe Reserve	Leichhardt Street, corner of Stewart Street	Glebe
Thomas Portley Reserve	64-66 Bellevue Street	Glebe
Tram Stop Reserve	corner of Victoria Road and Maxwell Road	Glebe
West End Community Park	5A Elger Street Glebe	Glebe
William Carlton Gardens	24A Ferry Road	Glebe
York Street Reserve	5010 York Street	Glebe
Argyle Place Park	304 Argyle Place	Millers Point
Clyne Reserve	2 Merriman Street	Millers Point
High Street Gardens	1-1A High Street	Millers Point
Nita McCrae Park	17 Argyle Street	Millers Point
Watson Road Reserve	3 Watson Road	Millers Point
Brown Street Reserve	128 Carillion Avenue	Newtown
Burren Street Reserve	108 Burren Street, corner of Copeland Street	Newtown
Ernest Wright Playground	24 Hordern Street	Newtown
Forbes Street Reserve No. 3	corner of Forbes Street and Darlington Road	Newtown
Goddard Reserve	Goddard Playground, 39-43 O'Connell Street	Newtown
Gowrie Street Reserve	119 Gowrie Street	Newtown
Jack Haynes Rest Area	138 Wilson Street, corner of Brocks Lane	Newtown
Lillian Fowler Reserve	Lillian Fowler Reserve, 27 Angel Street	Newtown
Michael Kelly Rest Area	1A Brocks Lane	Newtown
MJ Hayes Playground	3 Egan Street	Newtown
Mollie Swift Reserve	14 Erskineville Road	Newtown
Mrs Isabella Hill Rest Area	2-18 Harold Street	Newtown
O'Connell Street Park	25-27 O'Connell Street	Newtown
Union Street Playground	135-137 Union Street	Newtown
Wilson Street Reserve No. 1	52-58 Wilson Street	Newtown
Wilson Street Reserve No. 2	238 Wilson Street	Newtown
WJ Thurbon Reserve	5030 Brown Lane	Newtown
Albion Avenue Streetscape	corner of South Dowling Street	Paddington
Barracks Reserve	75A-75B Oxford Street	Paddington
Ethel Turner Park	Oatley Reserve, 4 Oatley Road	Paddington
Little Dowling Street Reserve	3 Little Dowling Street	Paddington
Paddington Reservoir Gardens	251-255 Oxford Street	Paddington
Regent Street Reserve	2A Regent Street, corner of Oxford Street	Paddington
Rose Terrace	262A South Dowling Street	Paddington
Stewart Place Reserve	83B Stewart Street	Paddington
Stewart Street Pocket Park	between Regent Street and Bent Street	Paddington
Stewart Street Reserve	between Regent Lane and Bent Street	Paddington
Strong Memorial Reserve	Oxford Street, corner of Elizabeth Street	Paddington
Orwell Street Reserve	17 Orwell Street	Potts Point
St Neot Reserve	24 St Neot Avenue, corner of Macleay Street	Potts Point
Ada Place Streetscape	5020 Ada Place, between Allen Street and Fig Street	Pymont
Elizabeth Healy Reserve	53 Pymont Bridge Road	Pymont
Gipps Street Streetscape	Gipps Street, corner of Harris Street	Pymont

Name	Address	Suburb
<b>Pocket Parks</b>		
Herbert Street Clifftop Walk	25A Herbert Street	Pymont
John Street Square	25A Harvey Street	Pymont
Jones & John Street Reserve	33A John Street, opposite Jones Street	Pymont
Jones Street Pocket Park	130 Jones Street	Pymont
Maybanke Park	87-97 Harris Street	Pymont
McCredie Reserve	52A Harris Street, adjacent to Bowman Street	Pymont
Paradise Reserve	5 Bulwara Road	Pymont
Pymont Bridge Road Pocket Park	corner of Pymont Bridge Road and Harris Street	Pymont
Saunders Street Open Space & Cliff Face	12 Quarry Master Drive	Pymont
Saunders Street Ramp Area	11B Jones Street	Pymont
Scott Street Plaza Bank Area	54 Harris Street	Pymont
St Bartholomew's Park	52A Harris Street	Pymont
Baptist Street Reserve	151A Baptist Street	Redfern
Chelsea Street Playground	39-43 Chelsea Street	Redfern
Douglas Street Peoples Park	Douglas Street Playground 1, 36-38 Douglas Street	Redfern
Edmund Resch Reserve	791 South Dowling Street, between South Dowling Street and Bourke Street	Redfern
Elizabeth McCrea Playground	39-45 Kepos Street, corner of Zamia Street	Redfern
Eveleigh Street Playground	119 Eveleigh Street	Redfern
Gibbons Street Reserve	1B and 1C Gibbons Street	Redfern
Great Buckingham Street Reserve	Great Buckingham Street, near James Street	Redfern
Hansom Cab Place	1A Young Lane	Redfern
Hugo and Vine Reserve	2-40 Hugo Street	Redfern
Jack Floyd Reserve	corner of Regent Street and Redfern Street	Redfern
Jack O'Brien Reserve	87 Kepos Street	Redfern
James Street Community Garden	1 Young Lane	Redfern
James Street Reserve	between Marriott Street and Young Lane	Redfern
Kettle Street Reserve	corner Elizabeth Street	Redfern
Little Cleveland Street Reserve	36 Little Cleveland Street	Redfern
Little Eveleigh Street Reserve	148 Little Eveleigh Street	Redfern
Marriott Street Reserve	Marriott Street, between Boronia Street and Cooper Street	Redfern
Morehead Street Closure	between Redfern Street and Kettle Street	Redfern
Pemulwuy Park	91 Eveleigh Street	Redfern
Reconciliation Park	13-15 George Street, corner of James Street	Redfern
Redfern Community Centre	12-36 Caroline Street, corner of Hugo Street	Redfern
Stirling Street Park	4 Stirling Street, corner of William Street	Redfern
Telopea Street Closure	corner of Bourke Street	Redfern
Thurlow Street Closure	corner of South Dowling Street	Redfern
Turner Street Reserve	17 Turner Street	Redfern
Yellomundee Park	1B Caroline Street	Redfern
Young Street Closure	corner of Cooper Street	Redfern
Bannerman Crescent Reserve	53A Bannerman Crescent	Rosebery
Crete Reserve	1A Rosebery Avenue	Rosebery
El Alamein Reserve	corner of Harcourt Parade and Dalmeny Avenue	Rosebery
Southern Cross Drive Reserve	6050 Southern Cross Drive	Rosebery
Sweetacres Park	26 Rothschild Avenue	Rosebery
Tarakan Reserve	corner of Primrose Avenue and Harcourt Parade	Rosebery

Name	Address	Suburb
<b>Pocket Parks</b>		
Waratah Street Reserve	6 Waratah Street	Rushcutters Bay
Waratah Street Reserve Playground	Waratah Street Reserve, 6 Waratah Street	Rushcutters Bay
Adelaide Street Reserve	48-50 Adelaide Street	Surry Hills
Arthur Street Closure	corner of South Dowling St	Surry Hills
Arthur Street Garden	between Collins Lane and Alexander Street	Surry Hills
Arthur Street Reserve	80-84 Arthur Street, corner of Phelps Lane	Surry Hills
Bedford Street Closure	between Buckingham Street and Chalmers Lane	Surry Hills
Campbell Street Garden Bed	110 Campbell Street, corner of Hunt Street	Surry Hills
Cooper Street Reserve	119 -123 Cooper Street	Surry Hills
Devonshire Street Reserve	Devonshire Street, corner of Elizabeth Street	Surry Hills
Edgely Street Reserve	Edgely Street (beside Nickson Street), corner of Devonshire Street	Surry Hills
Fanny Place Playground	446 Bourke Street	Surry Hills
Foveaux Street Reserve	148A Foveaux Street	Surry Hills
Fred Miller Reserve	456-458 Bourke Street	Surry Hills
Frog Hollow Reserve	303-307 Riley Street	Surry Hills
James Hilder Reserve	121-131 Campbell Street	Surry Hills
Parkham Street Reserve	corner of Parkham Street and South Dowling Street	Surry Hills
Reservoir Street Reserve	108 Reservoir Street, corner of Smith Street	Surry Hills
Riley Street Closure	corner of Cleveland Street	Surry Hills
Tudor Street Reserve	at Crown Street	Surry Hills
Wimbo Reserve	560-576 Bourke Street	Surry Hills
Jessie Street Gardens	1-29 Loftus Street	Sydney
Western Distributor Gardens	172 Kent Street	Sydney
King George V Memorial Park	7 Cumberland Street	The Rocks
Ada Place Park	17-21 Ada Place	Ultimo
Fig Lane Park	320-334 Jones Street, corner of Fig Street	Ultimo
Jones Street Terraces	370-374 Jones Street	Ultimo
Macarthur Street Rest Area	Macarthur Street, corner of Bulwara Road	Ultimo
Mary Ann Street Park	54-66 Mary Ann Street, corner of Bulwara Road	Ultimo
McKee Street Reserve	17-33 McKee Street	Ultimo
Mountain Street Reserve	Mountain Street, at Macarthur Street	Ultimo
Quarry Green	5020 Quarry Street	Ultimo
Wattle & Broadway Rest Area	123 Broadway	Ultimo
Corning Park	10 Broome Street	Waterloo
Douglas Street Playground	Douglas Street Playground No. 2, 70-74 Douglas Street	Waterloo
Dyuralya Square	7-19 Amelia Street	Waterloo
Gadigal Avenue Park	2A Gadigal Avenue, between Lachlan Street and Potter Street	Waterloo
James Cahill Kindergarten Reserve	corner Raglan Street and Elizabeth Street	Waterloo
James Henry Deacon Reserve	126 Morehead Street	Waterloo
Kensington Street Reserve	between Kellick Street and McEvoy Street	Waterloo
Short Street Pocket Park	between Hawksley Street and Bourke Street	Waterloo
The Bakery	2 Cains Place	Waterloo
Tobruk Reserve	3B Elizabeth Street	Waterloo
Vescey Reserve	5 Surrey Lane	Waterloo
Watchful Harry Square	847A South Dowling Street	Waterloo



Name	Address	Suburb
<b>Pocket Parks</b>		
Bourke Street Park	109-115 Bourke Street, corner of Junction Street	Woolloomooloo
Crown Street Reserve	Crown Street, corner of Robinson Street	Woolloomooloo
Daffodil Park	63 McElhone Street	Woolloomooloo
Forbes Street Reserve 2	Forbes Street, between Cathedral Street and Nicholson Street	Woolloomooloo
Viaduct Area No. 1	Sir John Young Crescent, to Palmer St	Woolloomooloo
Viaduct Area No. 2	103-107 Bourke Street	Woolloomooloo
Viaduct Area No. 4 Wash Away	136-148 Forbes Street	Woolloomooloo
Walla Mulla Reserve	161-171 Cathedral Street	Woolloomooloo
Woolloomooloo Playground	5030 Dowling Street	Woolloomooloo
Biyanning Park	8B Victoria Park Parade	Zetland
Buming Park	6A Victoria Park Parade	Zetland
Elizabeth Street Reserve	970 Elizabeth Street, corner of Joynton Avenue	Zetland
Green Square Library and Plaza Park	355 Botany Road	Zetland
Joynton Avenue No. 1	102A Joynton Avenue, between Morris Grove and Gadigal Avenue	Zetland
Joynton Avenue No. 2	104A-106A Joynton Avenue, between Gadigal Avenue and Morris Grove	Zetland
North South Setback No. 1	25A Gadigal Avenue	Zetland
Public Reserve	14A Detries Avenue	Zetland
The Green	3 Merton Street	Zetland
Tilford Street Reserve	1 Tilford Street	Zetland
Woolwash Park	108 Joynton Avenue	Zetland

Name	Address	Suburb
<b>Level A Sporting Fields</b>		
Alan Davidson Oval	Sydney Park Road	Alexandria
Erskineville Oval	corner of Mitchell Road and Copeland Street	Erskineville
Jubilee Oval	entrance at Victoria Road	Glebe
Redfern Oval	51 Redfern Street	Redfern
Reg Bartley Oval	6 Waratah Street	Rushcutters Bay

<b>Level B Sporting Fields</b>		
Alexandria Park Oval	10 Buckland Street	Alexandria
Perry Park Sport Field	1B Maddox Street	Alexandria
Federal Park Sport Field	363 Nelson Street	Annandale
Wentworth Park Field No. 1	9 Wentworth Park Road	Glebe
Wentworth Park Field No. 2	9 Wentworth Park Road	Glebe
Wentworth Park Field No. 3	9 Wentworth Park Road	Glebe
Wentworth Park Field No. 4	9 Wentworth Park Road	Glebe
Turruwul Park Sportsfield	115 Rothschild Avenue	Rosebery
Waterloo Oval Sportsfield	1B Elizabeth Street	Waterloo

<b>Synthetic Sporting Fields</b>		
Alexandria Park Synthetic Field	Park Road	Alexandria
Gunyama Park Synthetic Field	132 -140 Joynton Avenue	Zetland

# Appendix 3 City Leisure Services

City of Sydney  
Town Hall House  
456 Kent Street  
Sydney NSW 2000

2021-2022 Fees & Charges City Leisure Services Definitions



## City Leisure Services

### City of Sydney Aquatic & Leisure Facilities

Facility Name	Type of Facility
Andrew (Boy) Charlton Pool	Outdoor
Cook + Phillip Park Aquatic & Fitness Centre	Indoor
Ian Thorpe Aquatic Centre	Indoor
Prince Alfred Park Pool	Outdoor
Victoria Park Pool	Outdoor
Gunyama Park Aquatic & Recreation Centre	Indoor / Outdoor

General
<p><b>360 Active:</b> Access to the City's 3 Outdoor aquatic and fitness facilities. Swim-only and Swim + Health &amp; Fitness options available. Please contact one of our Outdoor aquatic and fitness centres for more details.</p>
<p><b>360 Go:</b></p> <ul style="list-style-type: none"> <li>• <b>Indoor:</b> Swim-only multi-visit pass with access to all 6 pools.</li> <li>• <b>Outdoor:</b> Swim-only multi-visit pass with access to the 3 Outdoor pools.</li> </ul>
<p><b>360 Pro:</b> Access to all 6 sites. Swim-only and Swim + Health &amp; Fitness options available. Please contact one of our centres for more details.</p>
Definitions
<p><b>Adult:</b> Any person over the age of 16 years who does not qualify for any concession categories outlined below.</p>
<p><b>Children:</b> 3 – 16 years.</p>
<p><b>Children under 3 years:</b> Free entry.</p>
<p><b>Companion Card NSW holders:</b> Free entry.</p>
<p><b>Concession:</b> Children under 16, full time students, holders of Commonwealth Health Care Cards, Pensioner Concession Cards, Seniors Health Cards, ImmiCards, Ex-Carer Allowance (Child) Health Care Cards, Foster Child Health Care Cards, Low Income Health Care Cards, NSW Half-Fare Entitlement Card for job seekers, Department of Veterans Affairs Concession Cards, or people with proof of receipt of Centrelink payments.</p>
<p><b>Creche:</b> Available for children 8 weeks to 5 years while parent is using the centre.</p>
<p><b>Meeting Rooms:</b></p> <p>Ian Thorpe Aquatic Centre – Small Meeting Room – Capacity 8 – Chairs &amp; Table - No AV</p> <p>Gunyama – Studio 1 – Capacity 20 – Chairs &amp; Tables - AV</p> <p>                  Studio 2 &amp; 3 – Capacity 30 – Chairs &amp; Tables – AV</p> <p>                  Meeting Room 1 – Capacity 12 – Chairs &amp; Table – AV</p> <p>                  Meeting Room 2 – Capacity 8 – Chairs &amp; Table – AV</p> <p><b>Note:</b> Capacity in all rooms subject to NSW Public Health Orders</p>
<p><b>Spectator All ages:</b> Applies to people 3 years and over who wish to enter the centre, but not participate in an activity.</p>

## Casual Entry

**Casual Pool Entry:** Entry includes use of the swimming pools, change facilities and showers.

**Families (Casual Entry):** Entry for 2 Adults and 2 Children to use the swimming pools, change facilities and showers.

- **Additional family member:** Access for an additional family member (beyond 2 Adults and 2 Children) when purchasing casual entry for a family. Fee is charged at the full casual rate for the category.

**Swim/Steam/Sauna:** Entry includes use of the swimming pools, change facilities, showers, steam and sauna rooms (available at Ian Thorpe Aquatic Centre).

- **Multi Visit Pass (10 visit):** Entry includes use of the swimming pools, change facilities, showers, steam and sauna rooms (available at Ian Thorpe Aquatic Centre).

This pass has a 12- month expiry from date of purchase.

**Casual Health and Fitness Entry:** Entry includes the use of the swimming pools, change facilities and showers, and the health and fitness facilities.

- **Multi Visit Pass (10 Visit):** Entry includes the use of the swimming pools, change facilities and showers, and the health and fitness facilities. Excludes Exercise classes.

This pass has a 12- month expiry from date of purchase.

**Sports Hall Casual Entry:** Includes use of the sports hall, change facilities and showers (available at Cook + Phillip Park Aquatic & Fitness Centre).

## City Access Card

City Access Card holders receive subsidised entry to the City's Aquatic and Fitness centres. Please contact the City of Sydney for details on eligibility and how to apply (02 9265 9333 or [council@cityofsydney.nsw.gov.au](mailto:council@cityofsydney.nsw.gov.au)).

- **Aquatic:** entry includes the use of the swimming pools, change facilities and showers.
- **Multi Visit Pass (10 Visit):** Entry includes the use of the swimming pools change facilities and showers. This pass has no expiry.
- **Hydro Class:** Entry includes use of the centres Aquarobics classes along with access to the swimming pools, change facilities and showers.
- **City of Sydney Aquatic Club:** Entry to monthly race night, use of change facilities and showers.
- **Gym:** Entry includes use of the Fitness Centre, swimming pools, change facilities and showers.
- **Fitness Class:** Entry includes access to group fitness classes, use of change facilities and showers.
- **Swimming Lesson:** Entry includes one swimming lesson along with access to the swimming pools, change facilities and showers.

### **360 Pro Health & Fitness Memberships**

**Standard Package, Flexi Term:** No contract. Includes unlimited access to all 6 City of Sydney swimming pools, as well as access to change facilities and showers, and the health and fitness facilities. Please contact one of our aquatic and fitness centres for more details.

**12 Plus + Package:** 12 month contract. Includes unlimited access to all 6 City of Sydney swimming pools, as well as access to change facilities and showers, and the health and fitness facilities. Please contact one of our aquatic and fitness centres for more details.

**Teen Gym Fee:** Applies to 12 - 15 year olds to attend the Fitness Centres and participate in structured Teen Fitness Classes. Please contact one of our aquatic and fitness centres for more details. Not available as part of Family Membership.

### ***Aquatic Programs***

**Aquarobics Classes:** Entry includes use of the swimming pools, change facilities and showers, and one Aquarobics class. Available at Indoor sites.

**Aquarobics Seniors:** Applies to all valid Concessions. Entry includes use of the swimming pools, change facilities and showers, and one Aquarobics class. Available at Indoor sites.

**Aquarobic Multi (10 visit pass):** Entry includes the use of the swimming pools change facilities and showers and an Aquarobics class. This pass has a 12- month expiry from date of purchase. Available at Indoor sites.

### ***Hydrotherapy (Aquatic Therapy) Classes***

Entry includes use of the swimming pools, change facilities and showers, and an Aquarobics class. Available at Indoor sites.

### ***Learn to Swim (Direct Debit and up-front payment options)***

**1<sup>st</sup> - 3<sup>rd</sup> child:** Applies to Adults and Children booked into the Swimming and Water Safety program. Includes one swimming lesson per week and unlimited swimming outside lesson time for each child.

**Private Lessons:**

- **Individual:** 1 x 30 minute class.
- **Double Private:** 2 children in 1 x 30 minute class.

### ***Synthetic Sporting Fields – Gunyama Park***

**Fields:** May be used in full field configuration or half field configuration. Half field bookings will be at 50% of full field rates.

**Peak & Off Peak Time:** Off Peak time is before 4pm Monday to Friday. Peak Time is after 4pm Monday to Friday and all day on weekends.

**Sports Lighting:** Is payable by each booking – including half field and full field

## **Exercise Physiology Services – Indoor**

### **Department of Veterans Affairs – Individual and Group**

Includes initial and subsequent consultations for sessions of 60 minutes duration to approved DVA clients.

Group Session:

Two or more participants, up to a maximum of 12 participants.

Refer to <https://www.dva.gov.au/health-and-treatment/veteran-healthcare-cards/veteran-white-card> for Terms & Conditions

### **Workcover:**

A service provided to an injured worker on a one-to-one basis for a maximum one hour session. The client must be referred by a medical practitioner.

### **NDIS**

NDIS Exercise Physiologist – 1 hour individualised sessions with NDIS clients to develop programs to improve their physical well-being.

NDIS Personal Training – 1 hour supervised sessions to implement programs developed by doctor or exercise physiologist.

### **Private Health - Enhanced Primary Care Program**

The Enhanced Primary Care (EPC) Program is a Medicare-subsidised service consisting of five individual 1 hour sessions under the supervision of an Exercise Physiologist. This program is also available to clients with Private Health cover (see Medicare – Enhanced Primary Care Program). A doctor's referral is required.

### **Private Session**

One hour exercise physiology session provided to a person who has a chronic condition and complex care needs. May be under a shared care plan or under both a GP Management Plan and Team Care Arrangements. Clients are entitled to a maximum of five services in a calendar year.

The program is also available to private clients seeking the services of an exercise physiologist for treatment of existing injuries and not through a care plan.

### **Medicare - Enhanced Primary Care Program**

The Enhanced Primary Care (EPC) Program is a Medicare-subsidised service consisting of five individual 1 hour sessions under the supervision of an exercise physiologist. A doctor's referral is required.

The program includes, but is not limited to conditions such as:

- Diabetes
- Cardiovascular disease
- Cancer
- Osteoporosis
- Depression
- Musculoskeletal injuries/ pain
- Fibromyalgia
- Decrease function/ mobility



## City Leisure Services

### City of Sydney Community Tennis Courts

Facility Name
Alexandria Park Tennis Courts
Beaconsfield Park Tennis Courts
Prince Alfred Park Tennis Courts
Rushcutters Bay Park Tennis Courts
St James Park Tennis Courts
Turruwul Park Tennis Courts

General
<b>Adult:</b> Any person over the age of 16 years who does not qualify for any concession categories outlined below.
<b>Concession:</b> Children under 16, full time students, holders of Commonwealth Health Care Cards, Pensioner Concession Cards, Seniors Health Cards, ImmiCards, Ex-Carer Allowance (Child) Health Care Cards, Foster Child Health Care Cards, Low Income Health Care Cards, NSW Half-Fare Entitlement Card for job seekers, Department of Veterans Affairs Concession Cards, or people with proof of receipt of Centrelink payments.
<b>City Access Card:</b> Holders receive subsidised entry to the City's Aquatic and Fitness centres. Please see City website <a href="https://www.cityofsydney.nsw.gov.au/facility-bookings-outdoor-events/apply-for-access-card">https://www.cityofsydney.nsw.gov.au/facility-bookings-outdoor-events/apply-for-access-card</a> or contact the City of Sydney for details on eligibility and how to apply (02 9265 9333 or <a href="mailto:council@cityofsydney.nsw.gov.au">council@cityofsydney.nsw.gov.au</a> ).
<b>Day:</b> 7am – 5pm Monday to Friday.
<b>Evening:</b> 5pm - 10pm Monday to Friday.
<b>Weekend:</b> 7am – 10pm Saturday and Sunday.
<b>Community Hire:</b> Events such as birthday parties and social gatherings. Please contact one of our centres for more details.
<b>Commercial Hire:</b> Events such as business meetings, corporate events, conferences and classes. Please contact one of our centres for more details.

## City Leisure Services

### Perry Park Recreation Centre

The Centre consists of four indoor multipurpose courts for sports such as netball, volleyball, futsal, badminton, basketball and multi-sports.

General
<b>Adult:</b> 16 years and over.
<b>Concession:</b> Children under 16, full time students, holders of Commonwealth Health Care Cards, Pensioner Concession Cards, Seniors Health Cards, ImmiCards, Ex-Carer Allowance (Child) Health Care Cards, Foster Child Health Care Cards, Low Income Health Care Cards, NSW Half-Fare Entitlement Card for job seekers, Department of Veterans Affairs Concession Cards, or people with proof of receipt of Centrelink payments.
<b>Casual Entry:</b> indoor courts available for casual basketball, netball and futsal use for a minimum of 30 minutes, during non-booked court times. Includes use of change facilities and showers.
<b>City Access Card (Student):</b> Full-time students aged 18 and under. Proof of enrolment may be required.
<b>Casual Court Hire:</b> Available for one off or irregular booking of indoor courts for individual or group use, full and half court hire per hour for futsal, netball, volleyball, badminton, basketball and multi-sports. Includes use of change facilities and showers.
<b>Regular Booking:</b> Any sporting group or organisation that hires court spaces on a weekly basis (minimum 10 consecutive weeks)
<b>Event Hire:</b> indoor available for sporting function / event hire, including use of change facilities and showers. Minimum of 2 indoor courts for a minimum of 5 hours per booking. Additional fees apply for cleaning, advertising, staff provision, equipment hire, bump in/bump out and cancellations. Please contact the centre for more details.
<b>Sports Competitions:</b> Centre operated sports competitions for senior and junior teams – futsal, netball, volleyball and multisport. Includes change facilities and showers.
<b>Schools:</b> Available for school sport and centre operated schools programs tailored to school requirements. Includes equipment, use of change facilities and showers and staff provision for Centre operated programs.
<b>Centre Run Programming:</b> Sports programs targeted at adults, children and concession groups (see adults, children and concession definition above for more information). Includes use of change facilities and showers.
<b>Equipment Hire:</b> For casual use, includes: balls, badminton racquets, shuttlecocks and netball bibs for a minimum of 30 minutes.
<b>Kiosk / Merchandise sales:</b> Sale of packaged food and sport drinks or sports equipment (e.g. shin guards, sports tape) at Centre kiosk.

## City Leisure Services

### Synthetic Sportsfield

General
<p><b>Adult:</b> 16 years and over.</p>
<p><b>Peak:</b> Hire of the field from 4pm on weekdays and all day on weekends.  <b>Off Peak:</b> Hire of the field up to 4pm on weekdays.</p>
<p><b>Concession:</b> Children under 16, full time students, holders of Commonwealth Health Care Cards, Pensioner Concession Cards, Seniors Health Cards, ImmiCards, Ex-Carer Allowance (Child) Health Care Cards, Foster Child Health Care Cards, Low Income Health Care Cards, NSW Half-Fare Entitlement Card for job seekers, Department of Veterans Affairs Concession Cards, or people with proof of receipt of Centrelink payments.</p>
<p><b>Commercial Hire:</b> Hire groups or events such as businesses, corporations, and classes.            Please contact one of our centres for more details.</p>
<p><b>Schools within the LGA (Local Government Area):</b> Government Public Schools that are situated within the City of Sydney Local Government Area. Private Schools are not included.  <b>School Outside the LGA:</b> Government Public Schools that are situated outside the City of Sydney Local Government Area.  <b>School term sport:</b> School sport activities that occurs on a set time and day through the school week for up to 2 – 3 hours.</p>
<p><b>Event:</b> Available for function / event hire. May include the use of change facilities and showers. Minimum 5 hours per booking. Additional Fees apply for cleaning, advertising, staff provision, equipment hire, bump in/bump out and cancellations.            Please contact one of our centres for more details.</p>
<p><b>Sports Competitions:</b> Centre operated bi-annual sports competitions for senior and junior teams – soccer and other sports.</p>
<p><b>Schools (Centre Programming):</b> Available for school sport and Centre operated schools programs tailored to school requirements. Includes equipment, use of change facilities and showers and staff provision for Centre operated programs.</p>
<p><b>School Holiday Programming:</b> Centre operated Holiday Camps and School Holiday Programs. Includes staff, equipment, use of change facilities and showers.</p>
<p><b>Group (16 years &amp; over):</b> Centre operated programs. Includes staff, equipment, use of change facilities and showers.</p>
<p><b>Concession Group:</b> Centre operated programs. Includes staff, equipment, use of change facilities and showers. The group must meet concession criteria outlined above to be eligible for concession rates.</p>
<p><b>Birthday Parties:</b> Centre operated, including staff supervision and structured activities (non-catered).            Please contact one of our centres for more details.</p>

## General

**Field Access:** If there are no field bookings then the field will be available for informal use.  
Access excludes: Personal Training with equipment

**Fields:** Fields may be used in full field configuration or half field configuration. Half field bookings will be charged at 50% of full field rates.

**Sports Lighting:** Sports lighting charges are payable for each field booking – including half field and full field

This page intentionally left blank

