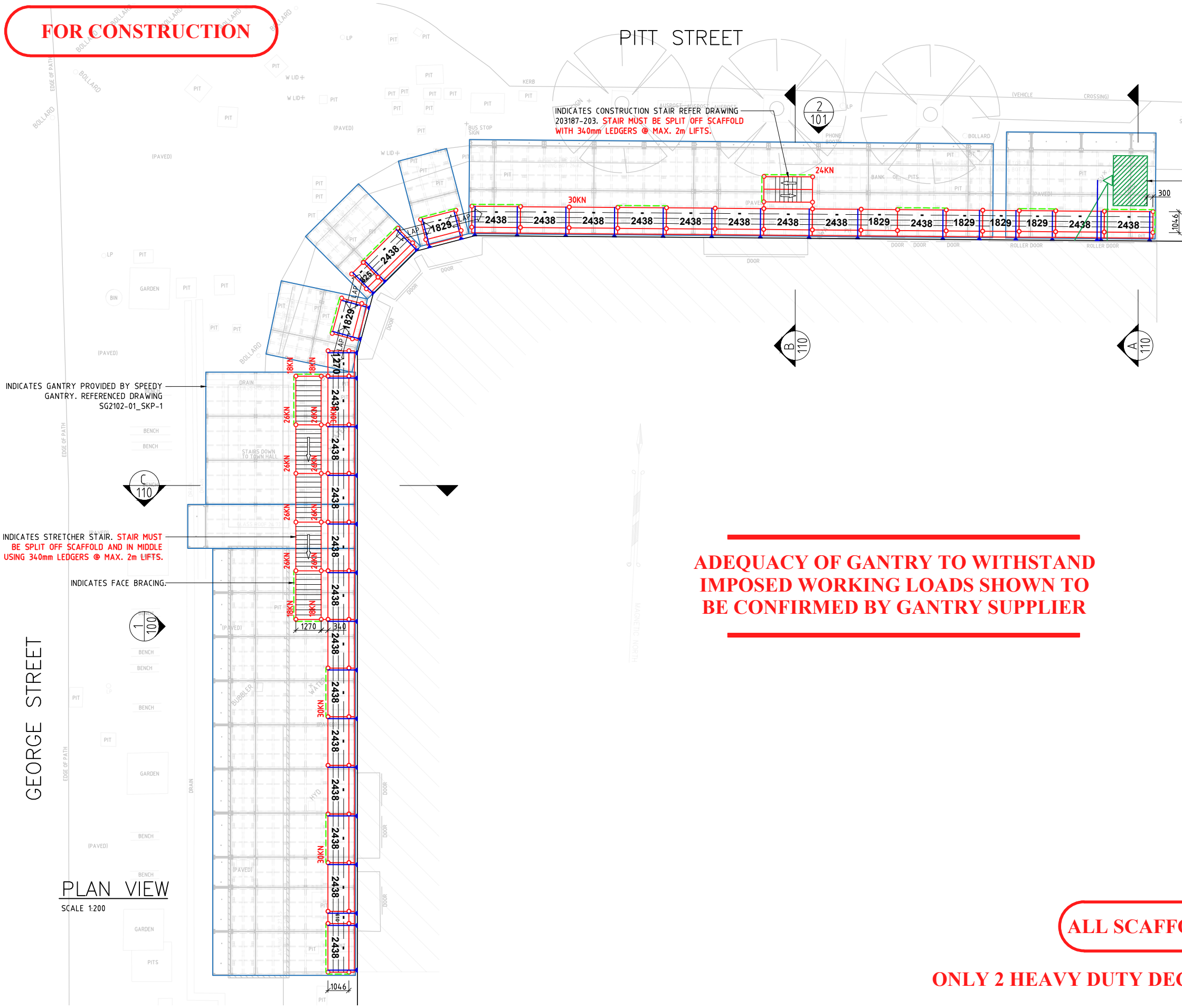


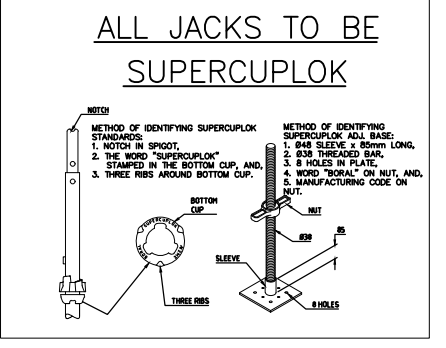
FOR CONSTRUCTION

↑ INDICATES WALL TIE LOCATION. IF WALL TIE ISN'T POSSIBLE USE RAKER OR "F" TIE INSTEAD.
 ⓧ FOR ALL TYPICAL TIE AND SCAFFOLD DETAILS REFER TO DWG'S. 203187-200 SERIES

TIE EVERY LEG @ SLAB LEVEL @ 4M MAX. VERTICAL LIFTS.



INDICATES LOCATION OF HOIST PROVIDED BY AUSSIE HOIST.



INDICATES GANTRY PROVIDED BY SPEEDY GANTRY. REFERENCED DRAWING SG2102-01_SKP-1

INDICATES STRETCHER STAIR. STAIR MUST BE SPLIT OFF SCAFFOLD AND IN MIDDLE USING 34.0mm LEDGERS @ MAX. 2m LIFTS.

INDICATES FACE BRACING.

ADEQUACY OF GANTRY TO WITHSTAND IMPOSED WORKING LOADS SHOWN TO BE CONFIRMED BY GANTRY SUPPLIER

DESIGN CERTIFIED
 For & behalf of Acrow Formwork & Scaffolding
 Bala Nanjunda MIEAust No.3497251
 B.Eng (Civil) MSc (Struc) CPEng NER RPEQ 14740
 Team Lead - NSW Engineering
 Date: 08/03/21 Ref #: BN21-1187

ALL SCAFFOLD TO BE SUPER CUPLOK

ONLY 2 HEAVY DUTY DECKS ALLOWED PER BAY AT ANY 1 TIME.

REV	AMENDMENT	DRWN	CHKD	DATE
H	HOIST PLATFORM REMOVED	ART	B.N	08/03/21
G	HOARDING LAYOUT PROVIDED - SCAFFOLD UPDATED	ART	B.N	05/03/21
F	HOIST LANDING PLATFORM ADDED	ART	--	24/02/21
E	REVISED LAYOUT AS PER CLIENTS MARKUPS	B.S.	--	08/02/21
D	ISSUED FOR CONSTRUCTION	A.M.	B.S.	04/02/21
C	ISSUED FOR CONSTRUCTION	A.M.	B.S.	04/02/21

AIR SCAFFOLDING

PROJECT
 540 GEORGE STREET SYDNEY

DESCRIPTION
 PLAN VIEW

THIS DRAWING AND THE INFORMATION IT CONTAINS ARE THE PROPERTY OF ACROW FORMWORK & SCAFFOLDING. IT IS NOT TO BE TRACED OR COPIED, NOR IS THE INFORMATION TO BE MISUSED IN ANY WAY.

Acrow Formwork & Scaffolding Pty Ltd

SHEET A3	SCALE SHOWN
DRG No.	203187-10

FOR CONSTRUCTION


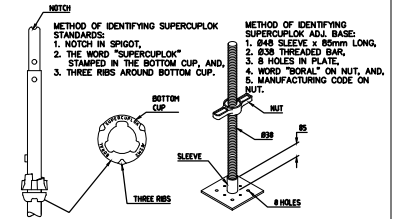
ONLY 2 HEAVY DUTY DECKS ALLOWED PER BAY AT ANY 1 TIME.

ALL SCAFFOLD TO BE SUPER CUPLOK

INDICATES WALL TIE LOCATION. IF WALL TIE ISN'T POSSIBLE USE RAKER OR "F" TIE INSTEAD.
FOR ALL TYPICAL TIE AND SCAFFOLD DETAILS REFER TO DWG'S. 203187-200 SERIES

TIE EVERY LEG @ SLAB LEVEL @ 4M MAX. VERTICAL LIFTS.

ALL JACKS TO BE SUPERCUPLOK



DESIGN CERTIFIED
For & behalf of Acrow Formwork & Scaffolding
Bala Nanjunda MIEAust No.3497251
B.Eng (Civil) MSc (Struc) CPEng NER RPEQ 14740
Team Lead - NSW Engineering
Bala Nanjunda
Date: 05/03/21 Ref #: BN21-1187

ADEQUACY OF GANTRY TO WITHSTAND IMPOSED WORKING LOADS SHOWN TO BE CONFIRMED BY GANTRY SUPPLIER

1 ELEVATION - GEORGE STREET
SCALE 1:200

REV	AMENDMENT	DRWN	CHKD	DATE
A	ISSUED FOR CONSTRUCTION	ART	--	24/02/21
B	HOARDING LAYOUT PROVIDED - SCAFFOLD UPDATED	ART	B.N	05/03/21

CLIENT
AIR SCAFFOLDING

PROJECT
540 GEORGE STREET SYDNEY

DESCRIPTION
ELEVATION GEORGE STREET

THIS DRAWING AND THE INFORMATION IT CONTAINS ARE THE PROPERTY OF ACROW FORMWORK & SCAFFOLDING. IT IS NOT TO BE TRACED OR COPIED, NOR IS THE INFORMATION TO BE MISUSED IN ANY WAY.

ACROW SINCE 1938
Acrow Formwork & Scaffolding Pty Ltd

SHEET A3 SCALE SHOWN
DRG No. 203187-100

FOR CONSTRUCTION


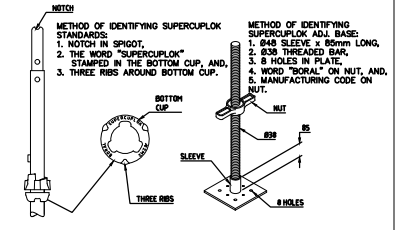
ONLY 2 HEAVY DUTY DECKS ALLOWED PER BAY AT ANY 1 TIME.

ALL SCAFFOLD TO BE SUPER CUPLOK

INDICATES WALL TIE LOCATION. IF WALL TIE ISN'T POSSIBLE USE RAKER OR "F" TIE INSTEAD.
FOR ALL TYPICAL TIE AND SCAFFOLD DETAILS REFER TO DWG'S. 203187-200 SERIES

TIE EVERY LEG @ SLAB LEVEL @ 4M MAX. VERTICAL LIFTS.

ALL JACKS TO BE SUPERCUPLOK



SPLICED STANDARDS REQUIRED FOR THE FIRST 5M OF SCAFFOLD. SPLICED TUBE TO STANDARDS WITH SWIVEL COUPLERS @ ENDS AND 500MM MAX SPACINGS

SPLICED STANDARDS REQUIRED FOR THE FIRST 6M OF SCAFFOLD. SPLICED TUBE TO STANDARDS WITH SWIVEL COUPLERS @ ENDS AND 500MM MAX SPACINGS

INDICATES FACE BRACING.
LAP TO SCAFFOLD AROUND CORNER OF FACADE.

DESIGN CERTIFIED
For & behalf of Acrow Formwork & Scaffolding
Bala Nanjunda MIEAust No.3497251
B.Eng (Civil) MSc (Struc) CPEng NER RPEQ 14740
Team Lead - NSW Engineering
Bala Nanjunda
Date: 08/03/21 Ref #: BN21-1187

2 ELEVATION - PARK STREET
SCALE 1:200

ADEQUACY OF GANTRY TO WITHSTAND IMPOSED WORKING LOADS SHOWN TO BE CONFIRMED BY GANTRY SUPPLIER

REV	AMENDMENT	DRWN	CHKD	DATE
C	HOIST PLATFORM REMOVED	ART	B.N	08/03/21
B	HOARDING LAYOUT PROVIDED - SCAFFOLD UPDATED	ART	B.N	05/03/21
A	ISSUED FOR CONSTRUCTION	ART	--	24/02/21

CLIENT
AIR SCAFFOLDING

PROJECT
540 GEORGE STREET SYDNEY

DESCRIPTION
ELEVATION PARK STREET

THIS DRAWING AND THE INFORMATION IT CONTAINS ARE THE PROPERTY OF ACROW FORMWORK & SCAFFOLDING. IT IS NOT TO BE TRACED OR COPIED, NOR IS THE INFORMATION TO BE MISUSED IN ANY WAY.

Acrow Formwork & Scaffolding Pty Ltd

SHEET A3 SCALE SHOWN
DRG No. 203187-101

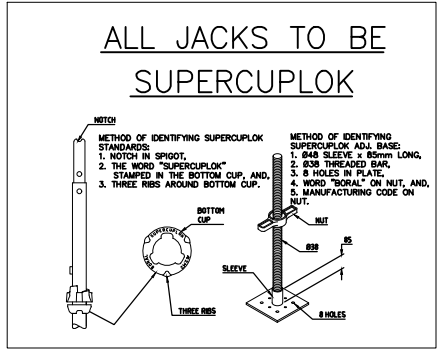
ALL SCAFFOLD TO BE SUPER CUPLOK

FOR CONSTRUCTION

ONLY 2 HEAVY DUTY DECKS ALLOWED PER BAY AT ANY 1 TIME.

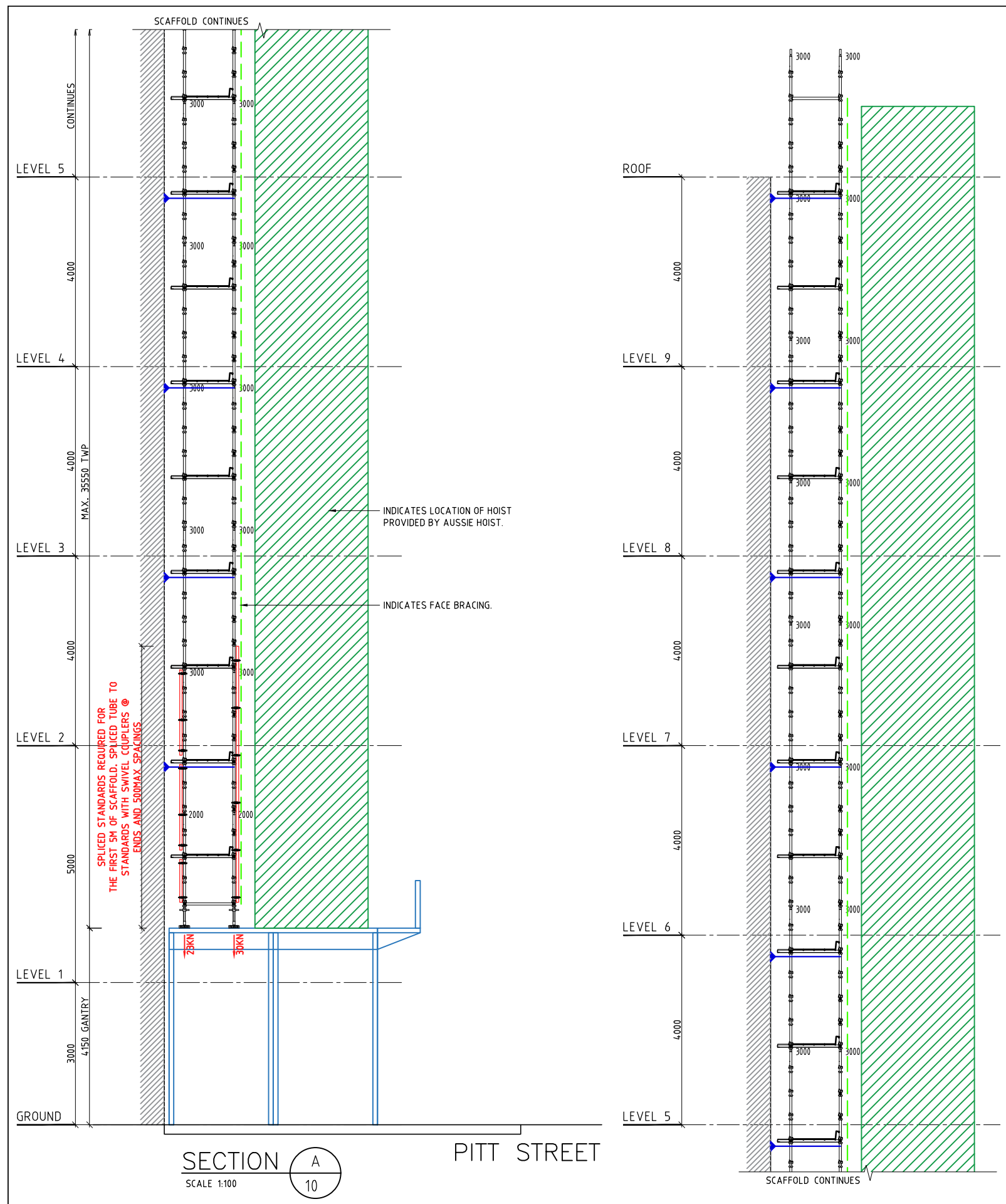
↑ INDICATES WALL TIE LOCATION. IF WALL TIE ISN'T POSSIBLE USE RAKER OR "F" TIE INSTEAD.
 ⚙ FOR ALL TYPICAL TIE AND SCAFFOLD DETAILS REFER TO DWG'S. 203187-200 SERIES

TIE EVERY LEG @ SLAB LEVEL @ 4M MAX. VERTICAL LIFTS.



DESIGN CERTIFIED
 For & behalf of Acrow Formwork & Scaffolding
 Bala Nanjunda MIEAust No.3497251
 B.Eng (Civil) MSc (Struc) CPEng NER RPEQ 14740
 Team Lead - NSW Engineering
 Date: 08/03/21 Ref #: BN21-1187

ADEQUACY OF GANTRY TO WITHSTAND IMPOSED WORKING LOADS SHOWN TO BE CONFIRMED BY GANTRY SUPPLIER



SECTION A
 SCALE 1:100

REV	AMENDMENT	DRWN	CHKD	DATE
B	HOIST PLATFORM REMOVED	ART	B.N	08/03/21
A	ISSUED FOR CONSTRUCTION	ART	B.N	05/03/21

CLIENT
AIR SCAFFOLDING

PROJECT
540 GEORGE STREET SYDNEY

DESCRIPTION
SECTION VIEW

THIS DRAWING AND THE INFORMATION IT CONTAINS ARE THE PROPERTY OF ACROW FORMWORK & SCAFFOLDING. IT IS NOT TO BE TRACED OR COPIED, NOR IS THE INFORMATION TO BE MISUSED IN ANY WAY.

Acrow Formwork & Scaffolding Pty Ltd

SHEET A3 SCALE SHOWN
 DRG No. 203187-110

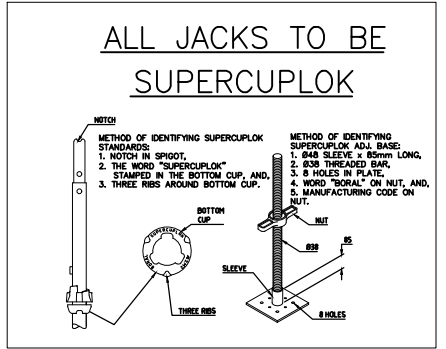
ALL SCAFFOLD TO BE SUPER CUPLOK

FOR CONSTRUCTION

ONLY 2 HEAVY DUTY DECKS ALLOWED PER BAY AT ANY 1 TIME.

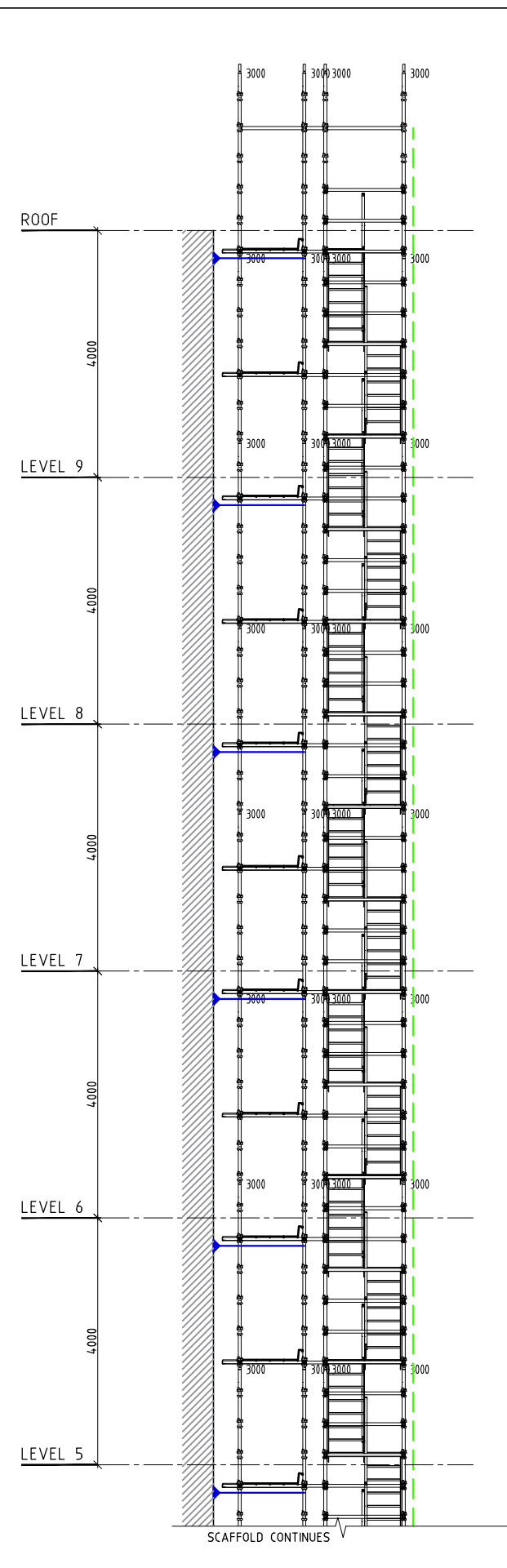
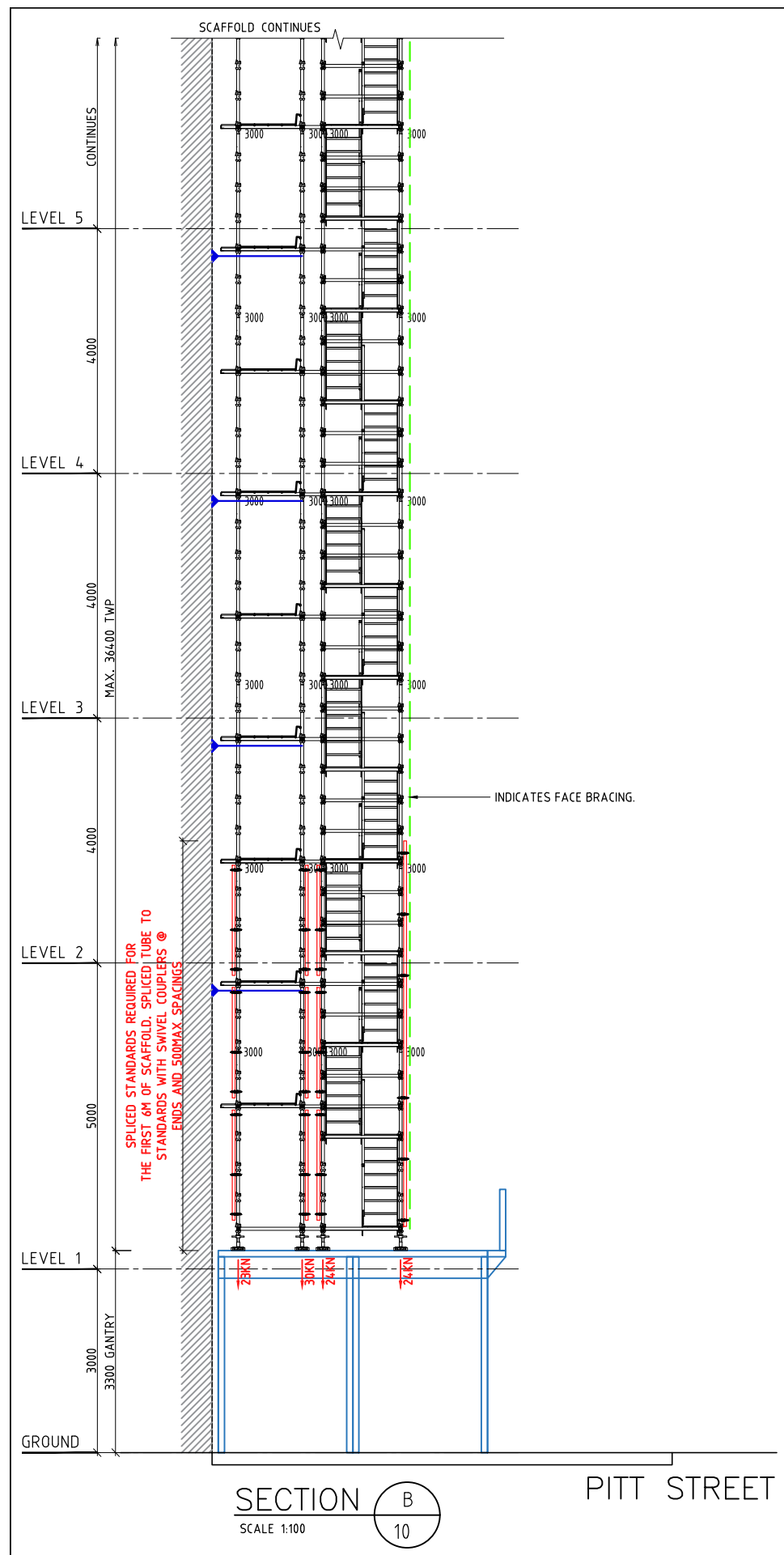
↑ INDICATES WALL TIE LOCATION. IF WALL TIE ISN'T POSSIBLE USE RAKER OR "F" TIE INSTEAD.
 ⦿ FOR ALL TYPICAL TIE AND SCAFFOLD DETAILS REFER TO DWG'S. 203187-200 SERIES

TIE EVERY LEG @ SLAB LEVEL @ 4M MAX. VERTICAL LIFTS.



DESIGN CERTIFIED
 For & behalf of Acrow Formwork & Scaffolding
 Bala Nanjunda MIEAust No.3497251
 B.Eng (Civil) MSc (Struc) CPEng NER RPEQ 14740
 Team Lead - NSW Engineering
Bala Nanjunda
 Date: 05/03/21 Ref #: BN21-1187

ADEQUACY OF GANTRY TO WITHSTAND IMPOSED WORKING LOADS SHOWN TO BE CONFIRMED BY GANTRY SUPPLIER



REV	AMENDMENT	DRWN	CHKD	DATE
A	ISSUED FOR CONSTRUCTION	ART	B.N	05/03/21

CLIENT
AIR SCAFFOLDING

PROJECT
540 GEORGE STREET SYDNEY

DESCRIPTION
SECTION VIEW

THIS DRAWING AND THE INFORMATION IT CONTAINS ARE THE PROPERTY OF ACROW FORMWORK & SCAFFOLDING. IT IS NOT TO BE TRACED OR COPIED, NOR IS THE INFORMATION TO BE MISUSED IN ANY WAY.

SHEET A3 SCALE SHOWN
 DRG No. 203187-111
 Acrow Formwork & Scaffolding Pty Ltd