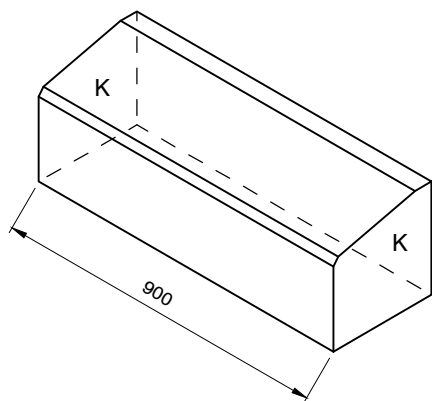
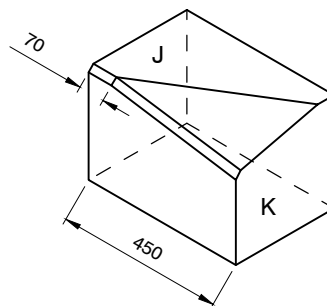


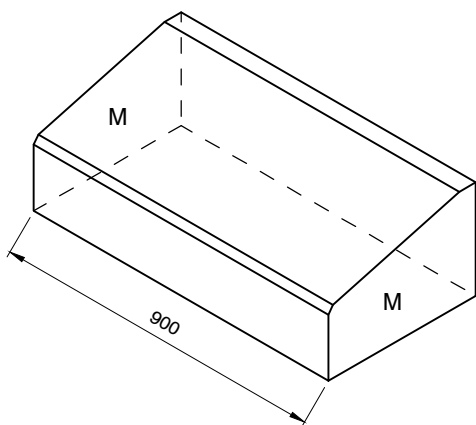
LAYBACK KERB 01 TO CYCLEWAY/  
EMERGENCY VEHICLE (LK1VC)



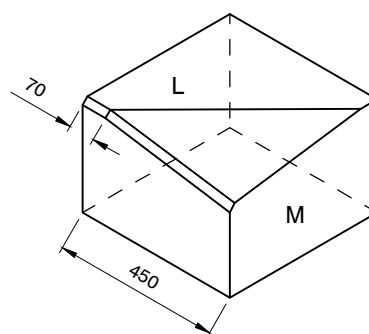
LAYBACK KERB 01 TO CYCLEWAY  
TRANSITION (LK1VCT)



LAYBACK KERB 02 TO CYCLEWAY/  
EMERGENCY VEHICLE (LK2VC)



LAYBACK KERB 02 TO CYCLEWAY  
TRANSITION (LK1VCT)



SCALE 1:20

NOTES:

1. TOP TO HAVE EXFOLIATED FINISH.
2. VERTICAL EDGES TO HAVE SAWN FINISH.
3. ALL DIMENSIONS IN MILLIMETRES UNLESS OTHERWISE STATED.