

LEGEND



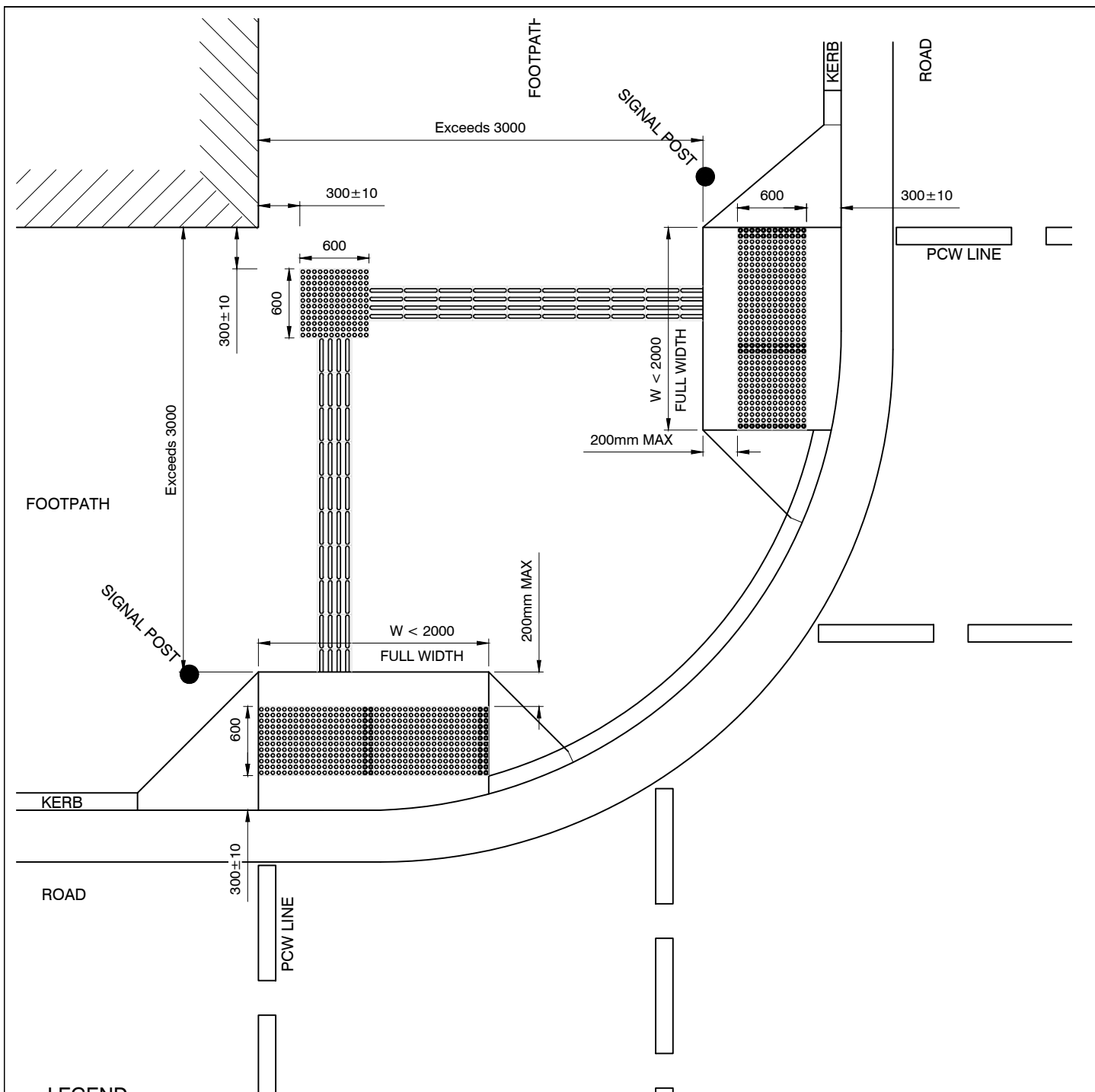
WARNING TGSIs



DIRECTIONAL TGSIs

NOTES:

1. ALL WORK SHOULD BE CARRIED OUT IN ACCORDANCE WITH THE AS/NZS 1428.4.1 2009 & CITY'S "SYDNEY STREETS TECHNICAL SPECIFICATION", OR AS DIRECTED BY THE CITY'S REPRESENTATIVE.
2. FOR RAMPS WIDER THAN 2 METRES, WIDTH OF TACTILE INDICATORS ON THE RAMP SHOULD BE MINIMUM 1000MM. WHEN WIDTH OF RAMP IS LESS THAN OR EQUAL TO TWO (2) METRES WIDTH OF TACTILE INDICATOR'S BLOCK SHALL MATCH THE RAMP.
3. TYPE AND COLOUR OF TGSIs SHALL BE IN ACCORDANCE WITH CITY OF SYDNEY'S TECHNICAL SPECIFICATIONS UNLESS SPECIFIED FOR THE PROJECT. REFER TO DRAWING# 2.7.4 FOR THE COLOUR AND TYPES.
4. DIFFERENT COLOURS AND TYPES OF TGSIs MAY BE USED FOR SPECIFIC PROJECTS, IN WHICH CASE CITY OF SYDNEY'S APPROVAL MUST BE OBTAINED IN THE DESIGN PHASE.
5. ALL DIMENSIONS IN MILLIMETRES UNLESS OTHERWISE STATED.



LEGEND



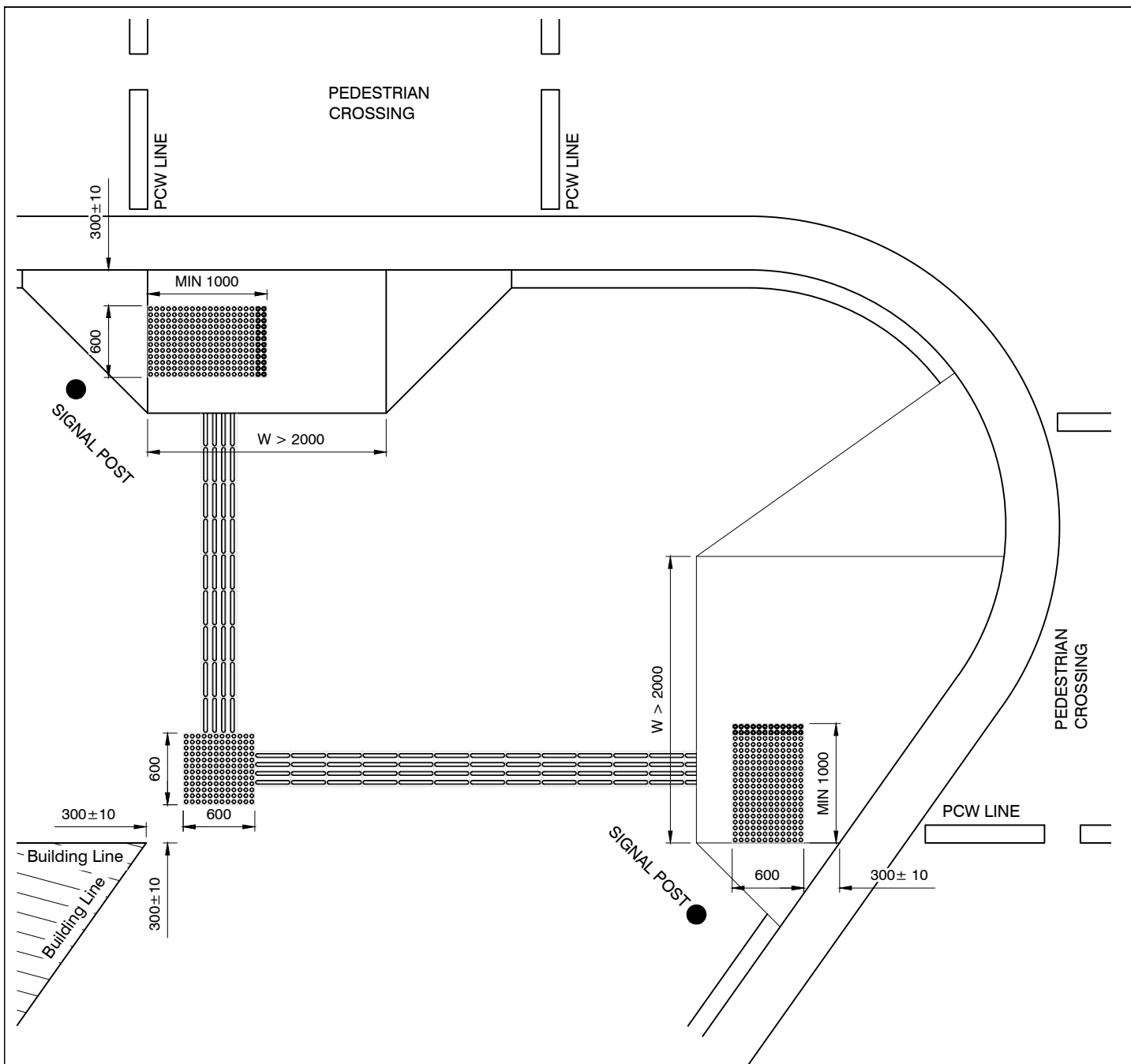
WARNING TGSi



DIRECTIONAL TGSi

NOTES:

1. ALL WORK SHOULD BE CARRIED OUT IN ACCORDANCE WITH THE AS/NZS 1428.4.1 2009 & CITY'S "SYDNEY STREETS TECHNICAL SPECIFICATION", OR AS DIRECTED BY THE CITY'S REPRESENTATIVE.
2. FOR RAMPS WIDER THAN 2 METRES, WIDTH OF TACTILE INDICATORS ON THE RAMP SHOULD BE MINIMUM 1000MM. WHEN WIDTH OF RAMP IS LESS THAN OR EQUAL TO TWO (2) METRES WIDTH OF TACTILE INDICATOR'S BLOCK SHALL MATCH THE RAMP.
3. TYPE AND COLOUR OF TGSi'S SHALL BE IN ACCORDANCE WITH CITY OF SYDNEY'S TECHNICAL SPECIFICATIONS UNLESS SPECIFIED FOR THE PROJECT. REFER TO DRAWING# 2.7.4 FOR THE COLOUR AND TYPES.
4. DIFFERENT COLOURS AND TYPES OF TGSi'S MAY BE USED FOR SPECIFIC PROJECTS, IN WHICH CASE CITY OF SYDNEY'S APPROVAL MUST BE OBTAINED IN THE DESIGN PHASE.
5. ALL DIMENSIONS IN MILLIMETRES UNLESS OTHERWISE STATED.



LEGEND



WARNING TGSIs



DIRECTIONAL TGSIs

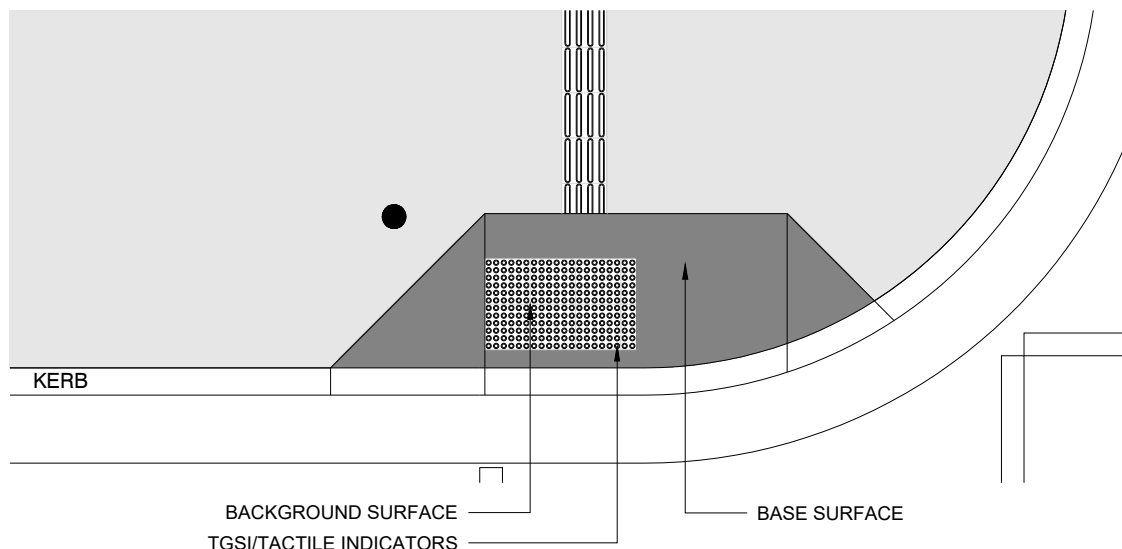
NOTES:

1. ALL WORK SHOULD BE CARRIED OUT IN ACCORDANCE WITH THE AS/NZS 1428.4.1 2009 & CITY'S "SYDNEY STREETS TECHNICAL SPECIFICATION", OR AS DIRECTED BY THE CITY'S REPRESENTATIVE.
2. FOR RAMPS WIDER THAN 2 METRES, WIDTH OF TACTILE INDICATORS ON THE RAMP SHOULD BE MINIMUM 1000MM. WHEN WIDTH OF RAMP IS LESS THAN OR EQUAL TO TWO (2) METRES WIDTH OF TACTILE INDICATOR'S BLOCK SHALL MATCH THE RAMP.
3. TYPE AND COLOUR OF TGSIs SHALL BE IN ACCORDANCE WITH CITY OF SYDNEY'S TECHNICAL SPECIFICATIONS UNLESS SPECIFIED FOR THE PROJECT. REFER TO DRAWING# 2.7.4 FOR THE COLOUR AND TYPES.
4. DIFFERENT COLOURS AND TYPES OF TGSIs MAY BE USED FOR SPECIFIC PROJECTS, IN WHICH CASE CITY OF SYDNEY'S APPROVAL MUST BE OBTAINED IN THE DESIGN PHASE.
5. ALL DIMENSIONS IN MILLIMETRES UNLESS OTHERWISE STATED.

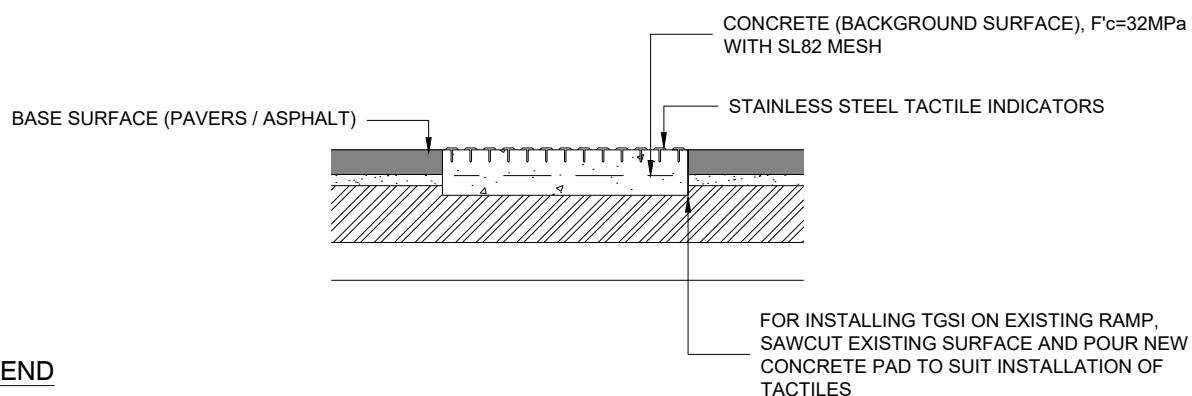
TGSI /TACTILE INDICATORS MATERIAL

Item	Base Surface	Background Surface	Tactile Type
1	Granite	Granite	Stainless Steel
2	Brick Pavers	Concrete	Stainless Steel
3	Concrete Pavers	Concrete/Concrete Pavers ⁽⁴⁾	Stainless Steel
4	Asphalt	Concrete	Stainless Steel
5	Concrete	Concrete coloured in with black oxide	Stainless Steel

PLAN



TGSI INSTALLATION DETAIL FOR CONCRETE PAVERS/BRICK PAVERS/ ASPHALT



LEGEND



WARNING TGSI



DIRECTIONAL TGSI

NOTES:

1. TYPE AND COLOUR OF TGSI'S SHALL BE IN ACCORDANCE WITH THIS DRAWINGS UNLESS SPECIFIED FOR THE PROJECT. REFER TO DRAWINGS #2.7.1, #2.7.2 AND #2.7.3 FOR TYPICAL LAYOUT OF TGSI INSTALLATION.
2. DIFFERENT COLOURS AND TYPES OF TGSI'S MAY BE USED FOR SPECIFIC PROJECTS, IN WHICH CASE CITY OF SYDNEY'S APPROVAL MUST BE OBTAINED PRIOR TO COMMENCEMENT OF ANY CONSTRUCTION ACTIVITIES.
3. WHERE THE BASE SURFACE IS CONCRETE, THE BACKGROUND COLOUR SHALL BE BLACK. EXTENT OF THE BLACK COLOUR SHALL MATCH TGSI'S BLOCK. PLEASE NOTE THAT THE BASE COLOUR SHALL REMAIN AS NATURAL CONCRETE COLOUR.
4. TGSI'S MAY BE INSTALLED ON CONCRETE PAVERS, IF IT COMPLIES WITH LUMINANCE CONTRAST REQUIREMENT SET IN AS 1428.4.1
5. WARNING TGSI'S ONLY TO BE USED ON KERB RAMPS WHERE THE GRADIENT IS SHALLOWER THAN 1:8.5 OR WHERE A NEED IS DEEMED TO EXIST AS PER AS 1428.4.1
6. EXTENT OF THE TGSI'S MAY VARY TO SUIT ANY SPECIFIC DESIGN PENDING CITY'S APPROVAL.
7. ALL DIMENSIONS IN MILLIMETRES UNLESS OTHERWISE STATED.