


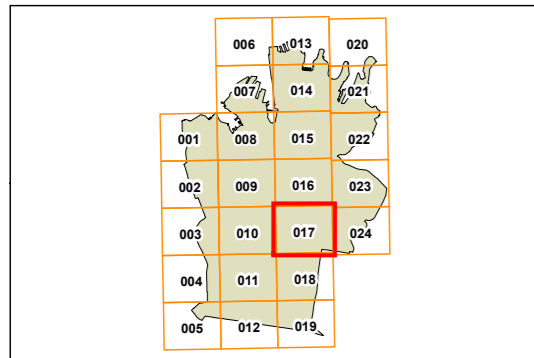


Pedestrian priority map Sheet 017

Legend

-  New vehicle access restricted
-  New vehicle access not preferred
-  Land excluded from this DCP



0 200 m
Scale: 1: 5,000 at A3

