

# Hyde Park Plan of Management

Round One Community Consultation  
Survey of Adjoining Property Owners



Prepared for  
**The City of Sydney**  
June 2006

the people  
for places  
and spaces

Trading name for  
Warwick Coombes + Penelope Coombes Pty Ltd  
ABN 51 003 077 594

studio 66 / 61 marlborough street  
surry hills nsw 2010 australia  
tel +61 2 9310 3233 fax +61 2 9310 4705  
email [p4ps@p4ps.com.au](mailto:p4ps@p4ps.com.au)  
web [www.p4ps.com.au](http://www.p4ps.com.au)

# Contents

|  |    |
|--|----|
| Executive Summary  | i  |
| Introduction   | 1  |
| Visiting the Park and activities undertaken                            | 5  |
| Most and least values aspects of Hyde Park and improvements to be made | 15 |
| Visiting Hyde Park at night  | 37 |
| Events in Hyde Park  | 45 |
| Demographic information  | 63 |
| Appendix   | 73 |



## Executive Summary

This Executive Summary presents the highlights from the Hyde Park Adjacent Property Owners Survey (APO). The survey was undertaken as part of the Round One Hyde Park consultation program which commenced in January 2006, designed to gain public and stakeholder ideas and comments to inform the development of a new Plan of Management and Master Plan for Hyde Park. This is the sixth report to be completed and presented (see Page 2 of the Main Report for a list of the other five reports).

Council mailed approximately 800 surveys early in May. The mailing included a letter from the Lord Mayor and a questionnaire. 62 completed questionnaires were returned and one of these was discarded as the response was deficient. 74 mail-outs were 'returned to sender' as undeliverable.

As the new Hyde Park Plan of Management and Master Plan is intended to build on the existing strengths of Hyde Park — which is the City's most important heritage park — the Round One consultation program was not designed as a visioning exercise that would seek to identify a new future for Hyde Park. Rather, the consultation was designed as a vehicle to canvass a wide range of issues that could be used to inform and guide the development of the new Plan of Management and Master Plan.

The mail-out survey questionnaire was based on the Intercept Survey of 1,000 Park users undertaken in the Park in January/February 2006.

## The Findings in Summary

Respondents were generally:

- Positive about most aspects of the Park
- See the Park as a quiet and tranquil oasis in the centre of the City
- Mostly regard the Park as playing a prominent and active role in the civic and community life of the city

## Differences from the Intercept Survey

Broadly speaking the APO survey had similar findings to the Intercept Survey. Some differences were apparent however, and we discuss these first.

The major difference between the findings of the APO and the Intercept Survey is that the APOs are much more critical of the standard of *'the look, feel, presentation and maintenance of the Park'*. A majority of the APO survey respondents either *Strongly Disagreed* or *Disagreed* with the statement 'the look, feel, presentation and maintenance of Hyde Park is at a standard appropriate to Sydney's premier park.' This contrasts remarkably with the respondents of the Intercept Survey where over three quarters of respondents either *Strongly Agreed* or *Agreed* with the statement.

It would seem that owning property next to the Park gives people more opportunity to observe the Park at close quarters as part of their every day experience and gives them a 'proprietary interest' in the standard of their 'front garden'.

## *Differences from the Intercept Survey... cont'd*

### **Activities regularly undertaken**

APO survey respondents appear to spend more time walking in and through the Park, sitting in the Park and doing exercise than the respondents of the Intercept Survey, who use the Park to relax, eat, walk and undertake passive activities.

### **Frequency of visits**

Respondents in the APO survey visit Hyde Park more frequently than participants in the Intercept Survey.

### **Visiting Hyde Park with ...**

APO survey respondents were more likely to visit Hyde Park with their spouse/partner and adult family than they were to visit with their friends. Those who participated in the Intercept Survey were more likely to visit with friends (than their spouse/partner or adult family). Interestingly, fewer APO respondents visit the Park with children.

### **Least valued aspects of the Park**

This question was only asked in the APO survey and there was no equivalent question in the Intercept Survey.

The least valued aspects for APO respondents were homeless people, the Park Street crossing, maintenance issues, skateboarders, rollerbladers and cyclists.

The fifth ranked 'least valued' aspect was 'nothing'.

### **Visiting the Park at night**

Just over half (51 per cent) of APO respondents *would not* be comfortable using the Park at night, whereas over half (57 per cent) of Intercept Survey respondent *would* feel comfortable.

### **Age of respondents**

Respondents to the APO survey were older than those in the Intercept Survey. Nearly three quarters (72 per cent) of the APO respondents were aged 50 to 70, compared with only one fifth (21 per cent) of the Intercept Survey

## Similarities with the Intercept Survey

### Pattern of usage

APO and Intercept Survey respondents have a similar usage pattern as between weekday and weekend visits.

### Highly valued aspects

Respondents in both the APO survey and Intercept Survey value highly similar aspects of the Park: the park's flora and vegetation, the Park as an oasis in the centre of the City, the central and convenient location are common themes.

### Suggested improvements

The changes requested by respondents in the APO survey and Intercept Surveys were very similar with both groups requesting an increase in the amount of trees and greenery, more colourful flora, additional seating and an improvement in Park maintenance. Interestingly amongst the Intercept Survey respondents the top-ranking theme was that the Park did not require any improvement. APO survey respondents also raised issues such as security and improving the connection between the North and South sections of the Park.

### Events attended


Events are popular with both groups. Photography and other art displays, wine and food festivals and formal commemorative events are most often mentioned.

However nearly half (46 per cent) APO respondents think the current number of events is about right, whereas half (49 per cent) of the Intercept Survey respondents would like more events.





## The Main Report





# Introduction

After a public tender process, the City of Sydney Council (the City) appointed The People for Places and Spaces (PPS) to plan and implement a comprehensive public and stakeholder consultation program to inform the preparation of a new Plan of Management and Master Plan for Hyde Park. The consultation commenced in January 2006.

The consultation program has targeted Hyde Park users, surrounding institutions, residential and other property owners and other key stakeholders. The City's objective for all of its public consultation activities is to *involve* the public and stakeholders in open and transparent consultation processes, to ensure that stakeholder issues are highlighted and to enable the City to respond appropriately to these during the development of the new Hyde Park Plan of Management and Master Plan.

This report presents the findings of the Survey of Adjacent Property Holders, (APO) which was undertaken as part of the Round One Hyde Park consultation program, designed to gain public and stakeholder ideas and comments to inform the development of a new Plan of Management and Master Plan for Hyde Park

Council mailed out about 800 surveys in early May. The mailing included a letter from the Lord Mayor and a questionnaire. 62 completed questionnaires were returned and one of these was discarded as the response was deficient. 74 mailings were 'returned to sender' as undeliverable.

## The design of the Hyde Park consultation processes

As Hyde Park is the City's most significant heritage park, Council was clear that the new Plan of Management and Master Plan should not deliver a new vision for Hyde Park, but rather the new Plan of Management and Master Plan should identify improvements to the Park's existing fabric.

For this reason, the consultation program was not designed to be a visioning process that would deliver a new future for Hyde Park. Instead, the consultation was designed to present a number of topics to participants to comment on and also to elicit other broad comments. In practical terms, this has meant that the Round One consultation is quite detailed in its approach – using predominantly survey-based qualitative methods that seek comment on a broad range of issues.

This approach has also maximised the number of stakeholders that can be involved in the consultation. This ensures that the input they provide is robust and will provide the City with a solid fact base upon which to make confident decisions related to the new Plan of Management and Master Plan for Hyde Park.

The survey was undertaken as part of the Round One Hyde Park consultation program, designed to gain public and stakeholder ideas and comments to inform the development of a new Plan of Management and Master Plan for Hyde Park and is the sixth report to be completed and presented.

## *The design of the Hyde Park consultation processes... cont'd*

Other Round One consultation activities for Hyde Park are presented in separate reports. The titles of these reports appear below<sup>1</sup> and those seeking an in depth understanding of all the consultation outcomes are referred to these reports.

### **Method – Self completion mail-out survey**

The self-completion mail-out survey was selected as the most appropriate method to engage adjoining property owners to Hyde Park. It provides an opportunity to consult not only those property owners who occupy their properties but also those who lease their properties and reside elsewhere.

The mail-out survey was based on the intercept survey - administered by PPS staff in Hyde Park as a self-completion questionnaire, with a primary focus on qualitative (open-ended) questions, supported by a number of quantitative questions. Questions were developed by PPS in consultation with Clouston and Associates – the landscape architects appointed by the City to develop the new Plan of Management – following interviews with Council's internal management team related to Hyde Park.

A copy of the questionnaire is found in the Appendix.

## **Data analysis and presentation of findings in this report**

### **Limits of the data**

As the survey was qualitative in nature — designed primarily to understand the nature of the visitor experience in the Park — results do not carry any statistical significance, nor should the data be considered as representative of all adjoining residents or of any other group of people. The results do, however, represent the range of ideas and responses of those who chose to participate in the survey.

Readers will note that the findings in the main report are presented in two ways that vary according to whether the question was open-ended (qualitative) or a closed question (quantitative). As these differences can cause confusion, as readers encounter a series of data tables that present information in different ways, we have carefully explained the nature of each table in the main report.

---

<sup>1</sup> Other Round One consultation activities for Hyde Park are presented in separate reports. Reports already presented:

- Hyde Park Plan of Management Round One Stakeholder Consultation – Hyde Park Intercept Survey
- Hyde Park Plan of Management Round One Stakeholder Consultation - Interviews with service and amenity providers
- Hyde Park Plan of Management Round One Stakeholder Consultation - E-mail and telephone survey of stakeholders nominated by Council
- Hyde Park Plan of Management Round One Stakeholder Consultation - An Observational User Analysis Study of Hyde Park
- Hyde Park Plan of Management Round One Stakeholder Consultation – Mail-out survey of key institutions

# Visiting the Park and Activities Undertaken

Questions 1-4







## Qu 1: How often do you visit Hyde Park?

Table 1: Frequency of visits to Hyde Park

| Frequency            | Number    | %          |
|----------------------|-----------|------------|
| Daily                | 24        | 39         |
| Several times a week | 20        | 33         |
| Once a week          | 5         | 8          |
| Once a fortnight     | 3         | 5          |
| Once a month         | 4         | 7          |
| Twice a year         | 5         | 8          |
| <b>Total</b>         | <b>61</b> | <b>100</b> |

Question 1 was a 'closed' question that allowed only one 'tick-box' response. 61 responses were received and the table shows the percentage of responses for the frequency of visits to Hyde Park





## Qu 2: When do you mainly visit Hyde Park?

Table 2: Timing of visits to Hyde Park

| Time period        | Number    | %          |
|--------------------|-----------|------------|
| Mostly on weekdays | 48        | 54         |
| Mostly on weekends | 21        | 24         |
| For special events | 9         | 10         |
| When on vacation   | 4         | 5          |
| Everyday           | 3         | 3          |
| In school holidays | 2         | 2          |
| Other*             | 2         | 2          |
| <b>Total</b>       | <b>89</b> | <b>100</b> |

Question 2 was a 'closed' question that asked respondents to indicate when they visited Hyde Park, with multiple responses permitted. 89 responses were received and the table shows the percentage of responses for the timing of visits to Hyde Park.



## Qu 3: Please describe any activities you regularly undertake in Hyde Park

Table 3: Regular activities undertaken

| Rank  | Themes  | Number of comments | Percentage of total comments (%) |
|-------|---|--------------------|----------------------------------|
| 1     | Walking in the Park                           | 36                 | 31                               |
| 2     | Walking through the Park                      | 18                 | 16                               |
| 3     | Sitting in the Park                           | 17                 | 15                               |
| 4     | Exercise                                      | 14                 | 13                               |
| 5     | Participate in events and exhibitions         | 7                  | 6                                |
| 6     | Eating and drinking                           | 5                  | 5                                |
| 7     | Enjoy the trees and greenery                  | 4                  | 4                                |
| 8     | Visit the War Memorial and Archibald fountain | 3                  | 3                                |
| 9     | Enjoy the sun                                 | 2                  | 2                                |
|       | Single comments                               | 5                  | 5                                |
| Total |   | 111                | 100                              |

Question 3 was a qualitative or open-ended question that asked respondents to describe any activities regularly undertaken in Hyde Park with multiple responses encouraged. Respondents listed 111 activities, which were coded into themes. Table 3 identifies the themes and the percentage of the 111 activities that are contained in each theme. The themes are discussed in more detail over the page.

## Discussion of the themes

### 1. Walking in the Park (rather than walking through the Park) – 36 comments

Respondents commented that they regularly enjoy a walk in the Park for a leisurely stroll, as opposed to using the Park for walking through to another destination.

### 2. Walking through the Park – 18 comments

Hyde Park is regularly used as a thoroughfare to get to/from work, the City, Circular Quay, the Domain and the Botanical Gardens. Respondents commented that they preferred to walk through the Park to avoid the noise and pollution of traffic.

### 3. Sitting in the Park – 17 comments

Respondents regularly use Hyde Park as a place to sit and watch the world go by, read, listen to music, contemplate and catch-up with friends.

### 4. Exercise – 14 comments

Respondents regularly use Hyde Park for exercise such as jogging and walking. One respondent commented that they use the Park for exercise with a trainer.

### 5. Participate in events and exhibitions – 7 comments

Respondents regularly participate in events and exhibitions held in Hyde Park; these include photo and other art exhibitions, parades, food festivals, Anzac Day and Australia Day.

### 6. Eating and drinking – 5 comments

Respondents visit Hyde Park to have their lunch, have a picnic and visit the cafes.

### 7. Enjoy the trees and greenery – 4 comments

Respondents stated that they enjoy the trees, greenery and gardens in Hyde Park.

### 8. Visit the War Memorial and Archibald fountain – 3 comments

Respondents commented that they regularly visit Hyde Park to go to the War Memorial and look at the Archibald Fountain.

### 9. Enjoy the sun – 2 comments

Hyde Park is regularly used as a place to sit and enjoy the sunshine.

#### Single comments

- Listening to church bells
- Roller-skating for young son
- Playing with toys
- Meet friends for running and coffee
- Flow of people

## Qu 4: Who do you generally visit Hyde Park with?

Table 4: Visiting Hyde Park with ....


|                     | Number    | %          |
|---------------------|-----------|------------|
| Alone               | 37        | 39         |
| With Spouse/Partner | 36        | 38         |
| With adult/family   | 7         | 8          |
| With children       | 2         | 2          |
| Group               | 3         | 3          |
| Friends             | 9         | 10         |
| <b>Total</b>        | <b>94</b> | <b>100</b> |

Question 4 was a 'closed' question that asked respondents to indicate who they generally visited Hyde Park with. Multiple responses were permitted. 94 responses were received and the table shows the percentage of responses



# Most and Least Valued Aspects of Hyde Park and Improvements to be Made

Questions 5-8







## Qu 5: What do you value most about Hyde Park?

Table 5: Most valued aspects

| Rank         | Themes  | Number of comments | Percentage of total comments (%) |
|--------------|---|--------------------|----------------------------------|
| 1            | The Park's flora and vegetation                   | 42                 | 39                               |
| 2            | The Park is an oasis in the centre of a busy city | 22                 | 20                               |
| 3            | The features of Hyde Park                         | 20                 | 19.8                             |
| 4            | The variety of people who use the Park            | 4                  | 4                                |
| 5            | Central and convenient location                   | 3                  | 3                                |
| =6           | The coffee shop                                   | 2                  | 2                                |
| =6           | The native wildlife                               | 2                  | 2                                |
|              | Single comments                                   | 13                 | 12                               |
| <b>Total</b> |   | <b>108</b>         | <b>108</b>                       |

Question 5 was a qualitative or 'open-ended' question that asked respondents to state what they value most about Hyde Park, with multiple responses encouraged. Respondents gave 108 ideas, which were coded into themes. Table 5 presents these themes and the percentage of the 108 ideas that are contained in each theme. The themes are discussed in more detail over the page.



## Discussion of themes

### 1. The Park's flora and vegetation – 42 comments

The respondents valued the parks green open space, trees, and gardens. A number of respondents also commented on the beauty of the tree canopy that lines the main promenade.

### 2. The Park is an oasis in the centre of a busy city – 22 comments

Respondents described Hyde Park as a peaceful oasis in the centre of a busy city and valued its beauty, serenity and tranquil surroundings that are away from the traffic and noise of the city.

### 3. The features of Hyde Park – 20 comments

Respondents valued the features in Hyde Park in particular the Archibald Fountain, Pool of Remembrance, Captain Cook Statue, War Memorial, Sandringham Gardens and the chessboard.

### 4. The variety of people who use the Park - 4 comments

Respondents commented that they liked Hyde Park because of the variety of people who spend time enjoying the Park or passing through it.

### 5. Central and convenient location – 3 comments

Respondents valued Hyde Park for its central and convenient location in the centre of the City making it accessible to all.

### =6. The coffee shop – 2 comments

Respondents stated that they liked the coffee shop in Hyde Park.

### =6. The native wildlife – 2 comments

Respondents commented that they liked the native wildlife that inhabit the Park particularly the evening gathering of fruit bats and rats.

### Single comments

- Country atmosphere
- Beautiful city
- Free from development
- The Park concept
- Excellent seating arrangements
- Excellent night lighting
- The views
- Sunny
- The special events
- Lovely tree lighting
- Nothing comparable in Melbourne or Canberra, its free and distinctive
- Lack of cars
- The homeless people taking a rest

## Qu 6: What do you like least about Hyde Park?

Table 6: Least liked features of Hyde Park

| Rank         | Themes   | Number of comments | Percentage of total comments (%) |
|--------------|--|--------------------|----------------------------------|
| 1            | Homeless people  | 12                 | 14                               |
| 2            | Crossing Park Street to get from one side of the Park to the other | 11                 | 12                               |
| 3            | Maintenance issues   | 10                 | 11                               |
| 4            | Skateboarders, rollerbladers and cyclists                          | 9                  | 10                               |
| 5            | Nothing  | 7                  | 8                                |
| 6            | Safety in the Park   | 6                  | 7                                |
| 7            | Charity collectors in the Park                                     | 5                  | 6                                |
| =8           | Ibis removing rubbish from the bins                                | 4                  | 4                                |
| =8           | Rats in the Park   | 4                  | 4                                |
| 10           | Not enough facilities  | 3                  | 3                                |
| 11           | Large groups of people in the Park                                 | 2                  | 2                                |
|              | Single comments  | 17                 | 19                               |
| <b>Total</b> |  | <b>90</b>          | <b>100</b>                       |

Question 6 was a qualitative or 'open-ended' question that asked respondents to state what they like least about Hyde Park, with multiple responses encouraged. Respondents gave 90 ideas, which were coded into themes. Table 6 presents these themes and the percentage of the 90 ideas that are contained in each theme. The themes are discussed in more detail commencing over the page.

## Discussion of themes

### 1. Homeless people – 12 comments

Respondents did not like the number of homeless people who live in Hyde Park.

### 2. Crossing Park Street to get from one side of the Park to the other – 11 comments

Respondents stated that they did not like having to cross Park Street to get from one side of the Park to the other. Respondents commented that the pedestrian lights currently in place are timed to favour the vehicles on Park Street rather than the pedestrians and suggested the use of an over or underpass.

### 3. Maintenance issues – 10 comments

Respondents expressed concern about the maintenance of Hyde Park. The comments received discussed the amount of rubbish in the Park, the maintenance of the gardens, worn grass, the cleanup after events and regularly emptying the rubbish bins. One respondent also commented that they did not like the gum on the tiled walkways in the Park.

### 4. Skateboarders, rollerbladers and cyclists – 9 comments

Respondents did not like the skateboarders, rollerbladers or cyclists who ride through Hyde Park. Respondents remarked that they travel at high speeds and are inappropriate around the war memorial.

### 5. Nothing – 7 comments

Respondent stated that there is nothing they do not like about Hyde Park. One respondent remarked "Happy as is – keep it simple."

### 6. Safety in the Park – 6 comments

Respondents expressed concerns about safety in Hyde Park particularly at night.

### 7. Charity collectors in the Park – 5 comments

Respondents stated they did not like being accosted by charity collectors in the Park.

### 8. Ibis removing rubbish from the bins – 4 comments

Respondents did not like the large number of ibis in Hyde Park that frequently pull rubbish from the rubbish bins and onto the Park grounds. One respondent suggested investigating the Gold Coasts' Ibis Management Program to use in Hyde Park.

### 8. Rats in the Park – 4 comments

Respondents did not like the large numbers of rats in the Park especially at night.

### 10. Not enough facilities – 3 comments

According to respondents there are not enough facilities such as toilets and shaded sitting areas. One respondent stated that 'not only are there not enough toilets but you have to pay for them.'

### *Discussion of main themes... cont'd*

#### **11. Large groups of people in the Park – 2 comments**

Respondents did not like large groups of people gathering in the Park. One respondent did not like Hyde Park being used for protests and suggested that the domain be used instead, another respondent stated that they did not like large groups of young people gathering in the Park at night.

#### **Single comments**

- Commercial activities taking over what should be a sylvan oasis
- It has improved over the last 20 years
- Brass name plate still not replaced
- Lost trees
- Council and police vehicles being allowed to drive on tiled walkways in the Park (Police should be on the beat on foot not in cars)
- Paths, trees, walkways being dug-up all the time
- Noisy grass cutting and leaf blowing
- Barking dogs
- No playground for children
- Noisy events
- Pollution from cars
- People walking on the lawns instead of on pathways
- I also hate the fallun gong people who spoil the peace with their cultish activities. They offend my girlfriend with their pushiness
- Smokers
- Loud speakers and amplifiers, because the so-called music is awful
- Some badly behaved people
- I love it all



## Qu 7: What changes would you suggest to improve the quality of the Hyde Park visitor experience

Table 7: Changes suggested to improve the quality of the Hyde Park experience

| Rank  | Themes   | Number of comments | Percentage of total comments (%) |
|-------|--|--------------------|----------------------------------|
| =1    | More colourful flora and gardens                                     | 10                 | 11                               |
| =1    | Additional seating   | 10                 | 11                               |
| =3    | A better connection between the North and South sections of the Park | 8                  | 9                                |
| =3    | Security issues  | 8                  | 9                                |
| =3    | Improve landscape maintenance  | 8                  | 9                                |
| 6     | Bans and prohibitions  | 7                  | 8                                |
| 7     | More events  | 5                  | 6                                |
| 8     | Reduce the impact of the traffic                                     | 4                  | 5                                |
| =9    | Children's play facilities   | 3                  | 3                                |
| =9    | Additional water features  | 3                  | 3                                |
| =9    | Bird management  | 3                  | 3                                |
| =9    | Nothing  | 3                  | 3                                |
|       | Single comments  | 17                 | 20                               |
| Total |  | 89                 | 100                              |

Question 7 was a qualitative or 'open-ended' question that asked respondents to suggest changes that would improve the quality of the Hyde Park visitor experience,, with multiple responses encouraged. Respondents gave 89 ideas, which were coded into themes. Table 7 presents these themes and the percentage of the 89 ideas that are contained in each theme. The themes are discussed over the page.

## Discussion of themes

### **=1. More colourful flora and gardens – 10 comments**

Respondents requested more colourful flora and gardens. Respondents suggested that these plantings have more seasonal colours and consist of Rhododendrons, Azaleas, Hibiscus because they do not require constant repotting.

### **=1. Additional seating – 10 comments**

Respondents suggested that Hyde Park contain more seating areas with seats positioned in grass areas, under trees and looking onto trees and gardens.

### **=3. A better connection between the North and South sections of the Park – 8 comments**

Respondents requested a better connection between the North and South sections of the Park, their suggestions included an overpass, an underpass by covering a tunnel like over the Eastern Distributor near the art gallery or a pedestrian bridge over Park Street with Bridge Street lowered by 2 metres.

### **=3. Security issues – 8 comments**

Respondents expressed concerns about safety in the park, particularly at night, they requested an increase in lighting, the installation of security cameras and police or rangers to patrol the Park.

### **=3. Improve landscape maintenance – 8 comments**

Respondents suggested an improvement in the maintenance of the landscaping of Hyde Park, they suggested increasing the number of gardeners, keeping the trees healthy, improving the landscape around the café by David Jones, cleaning up rubbish and keeping on top of grass cuttings. A couple of respondents suggested keeping the grass watered but acknowledged that this was difficult due to water restrictions.

### **6. Bans and prohibitions – 7 comments**

Comments were received requesting the banning of skateboards, cyclists, ball games, vehicles driving through the Park, buskers and donation collectors. One respondent suggested that penalties be given for gum spitters and people who don't clean up after their dogs.

### **7. More events – 5 comments**

Respondents requested that Hyde Park be used for more community events and activities. One respondent suggested using the Park for open air concerts.

### **8. Reduce the impact of the traffic – 4 comments**

Respondents suggested Council try to reduce the impact the traffic nearby has on Hyde Park. Suggestions included planting a hedge along the perimeter of the Park that will block both the views and noise of the traffic, close Liverpool Street, encourage people to use the Cross City Tunnel or Eastern Distributor and reduce bus noise on Elizabeth Street.



## *Discussion of themes... cont'd*

### **=9. Children's play facilities – 3 comments**

Respondents requested that Hyde Park contain a small playground for children, suggestions included positioning the playground near the Archibald Fountain and have an interactive water feature for the children.

### **=9. Additional water features – 3 comments**

Respondents requested the installation of more water features such as ponds and fountains. One respondent suggested installing a fountain in the middle of the Pool of Remembrance.

### **=9. Bird management – 3 comments**

Respondents suggested Council try and control the number of ibis birds in Hyde Park.

### **=9. Nothing – 3 comments**

Respondents stated that no changes were needed for Hyde Park and that 'it is fine as it is.'

### **Single comments**

- The addition of special areas for cyclists, skater so elderly pedestrians don't have to be terrified
- More signs through the Park pointing to places of interest
- Night lights on Archibald fountain
- Less corporate events
- A bandstand where proper bands can play (permission strictly monitored) and advertise it
- Don't know what you can do about itinerants bedded down
- The term 'visitor experience' is terrifying because it suggests that those responsible for the questionnaire have no sympathy for what I value in Hyde Park. It is primarily a resource for City workers
- More buskers
- More attractive to view from Oxford Street
- Find homes for homeless and move them out of the Park
- Drinking fountain
- More free toilets
- Don't make dramatic changes
- Don't have too many events
- Special events such as food fair should include both South as well as North Hyde Park to relieve the congestion/crows in the North of the Park and the gardens getting trampled
- More access ramps for prams and wheelchairs
- Solve the problem of the tracks worn in the grass covered by people who don't stick to the pathways



**Qu 8a:** Please indicate your response to the following statement: “The look, feel, presentation and maintenance of Hyde Park is at a standard appropriate to Sydney’s premier Park.”

Table 8: Levels of agreement that the look, feel, presentation and maintenance of Hyde Park is at a standard appropriate to Sydney’s premier Park

| Levels of agreement | Number | %   |
|---------------------|--------|-----|
| Strongly Agree      | 3      | 5   |
| Agree               | 19     | 33  |
| Neutral             | 6      | 10  |
| Disagree            | 23     | 40  |
| Strongly Disagree   | 7      | 12  |
| Total               | 58     | 100 |

Question 8a was a ‘closed’ question that asked respondents to indicate their level of agreement with the statement: “*The look, feel, presentation and maintenance of Hyde Park is at a standard appropriate to Sydney’s premier park*” Respondents were allowed only one ‘tick-box’ response. 58 responses were received and the Table shows the percentage of responses given in each level of agreement.

Qu 8b: Reasons given for the level of agreement with the statement *“The look, feel, presentation and maintenance of Hyde Park is at a standard appropriate to Sydney’s premier Park.”*

The *strongly agree/agree* themes

Table 8b: The *strongly agree/agree* themes

| Rank  | Themes - Strongly agree/agree                      | Number of comments | Percentage of total comments (%) |
|-------|--|--------------------|----------------------------------|
| =1    | The Park is well maintained and looked after       | 15                 | 34                               |
| =1    | Greenery and vegetation                            | 6                  | 14                               |
| =3    | Room for improvement                               | 5                  | 11                               |
| =3    | Improve connection between North and South of Park | 2                  | 5                                |
|       | Single comments                                    | 16                 | 36                               |
| Total |  | 44                 | 100                              |

Question 8b was a qualitative or ‘open-ended’ question that asked respondents to give reasons for their stated level of agreement in Q8a with the statement: *“the look, feel, presentation and maintenance of Hyde Park is at a standard appropriate to Sydney’s premier park”*. Respondents were encouraged to provide multiple responses. Overall, respondents gave 44 reasons for why they strongly agreed or agreed with the statement and these were coded into themes. Table 8b identifies the themes and the percentage of the 44 reasons that are contained in each theme. The themes are discussed in more detail over the page.

## Discussion of themes - *Strongly agree/agree*

### The Park is well maintained and looked after – 15 comments

Respondents agreed with the statement and commented that Hyde Park is well maintained, looked after and litter free. Two respondents acknowledged that the lack of water is an issue that is affecting the maintenance of the lawns.

### Greenery and vegetation – 6 comments

Respondents commented on the lovely gardens, good tree coverage and health plants. One respondent suggested the only improvement would be to plant more flowers.

### Room for improvement – 5 comments

Although these respondents agreed with the statement they commented that there is much room for improvement. Only one respondent provided a suggestion for improving the Park and this was to install a children's playground.

### Improve connection between the North and South of the Park – 2 comments

Respondents commented that the park is let down by the dissection of Park Street, they suggested this can be overcome by improving the connection between the two sides of the Park by using an overhead bridge or under pass.

### Single comments – *Strongly agree/agree*

- Have more ponds and fountains
- Plant a hedge around the edge of the Park to reduce the impact of traffic
- Security improved in last 10 years
- Night lights are good
- Avenue to fountain
- Layout of memorial (South end)
- People using facility to relax and stroll
- Happy with appearance and atmosphere
- Have visited Parks in London, New York and Hong Kong or similar standard
- Let down by odd exception eg Name plate
- I like the look and feel
- Free toilets
- Good cafes
- Bit tired from heavy use but can't be helped
- The presentation and maintenance has improved over the last few years following the work being carried out under contract and Councils efforts in improving the Park
- Visitors are amazed that such a Park exists in the centre of the city. It has wonderful trees, lots of grassy space and room for families to enjoy picnics.
- The Park is as good as any in the world
- It is well used by a cross section of the community

## Discussion of main themes - *Neutral*

11 respondents stated that they were neutral to the statement “The look, feel, presentation and maintenance of Hyde Park is at a standard appropriate to Sydney’s premier Park.”

Reasons for their response have been recorded verbatim as follows:

- There is always room for improvement
- Grass not kept green
- No colourful flowers
- Rubbish bins full with rubbish on the ground
- Gardens and maintenance ok – the HP is being refurbished I assume, it is missing in Northern Section
- More animals
- More sweeping of paths
- Remove homeless and drunks

## The *Disagree/strongly disagree* themes

Table 8c: The *Disagree/strongly disagree* themes

| Rank         | Themes - Disagree/strongly disagree               | Number of comments | Percentage of total comments |
|--------------|---|--------------------|------------------------------|
| 1            | Better maintenance of amenities and hard surfaces | 7                  | 26                           |
| 2            | More flower and greenery                          | 6                  | 22                           |
| 3            | Water grass and improve garden maintenance        | 3                  | 11                           |
| 4            | Do not like the bats or rats                      | 2                  | 8                            |
|              | Single comments                                   | 9                  | 33                           |
| <b>Total</b> |   | <b>27</b>          | <b>100</b>                   |

Question 8b was a qualitative or 'open-ended' question that asked respondents to give reasons for their stated level of agreement in Qu 8a with the statement: "*the look, feel, presentation and maintenance of Hyde Park is at a standard appropriate to Sydney's premier park*". Respondents were encouraged to provide multiple responses. Overall, respondents gave 27 reasons for why they strongly disagreed or disagreed with the statement and these were coded into themes. Table 8c identifies the themes and the percentage of the 27 reasons that are contained in each theme. The themes are discussed in more detail over the page.

## Discussion of themes - Disagree/strongly disagree

### 1. Better maintenance of amenities and hard surfaces – 7 comments

Respondents disagreed with the statement and commented that the Park is not clean and requires more maintenance. Respondents requested the paths be scrubbed and there be better management of the rubbish bins.

### 2. More flowers and greenery – 6 comments

Respondent requested the Park contain more colourful flowers and interesting plants. Two respondents also expressed concern over the loss of the trees.

### 3. Water grass and improve garden maintenance – 3 comments

Respondents commented that the lawns and flowerbeds are often dry due to a lack of water. One respondent suggested the use of bore water to improve their condition. Another respondent commented that the Park often looks tired and uncared for due to poor maintenance of the garden beds.

### 4. Do not like the bats or rats – 2 comments

Respondents commented that they do not like the bats or rats that inhabit the Park.

#### Single comments – *Disagree/strongly disagree*

- The Park seems worn and showing signs of age
- Increased commercial activities
- The whole set up needs more interested supervision and of course money. A couple of dollars on everyone's rates for the 'Hyde Park' fund
- Hyde Park should be focal point for reflection in a busy noisy city
- Skateboard riders and bike riders doing wild rider spoil and damage park and St Marys square, why not build them a track in the Domain
- The Park has been neglected by its guardians
- It often smells especially during the summer due to the homeless people sleeping/living there
- Not safe at night – very creepy
- Could do better needs more seating, water features and statues



Qu 8c: If you could fix three things related to the *look, feel, presentation and/or maintenance of Hyde Park*, what would they be?

Table 8d: Things to fix that would improve the look, feel, presentation and/or maintenance of Hyde Park

| Rank  | Themes  | Number of comments | Percentage of total comments (%) |
|-------|---|--------------------|----------------------------------|
| 1     | More trees, greenery and gardens                  | 15                 | 15                               |
| 2     | Repair bare parts of lawns and flower beds        | 11                 | 11                               |
| 3     | Better maintenance of the Park amenities          | 10                 | 10                               |
| =4    | Connect Northern and Southern Ends of the Park    | 6                  | 6                                |
| =4    | Improve security                                  | 6                  | 6                                |
| =6    | Repair and maintain existing features of the Park | 5                  | 5                                |
| =6    | Bans and prohibitions                             | 5                  | 5                                |
| 8     | Fauna issues                                      | 4                  | 4                                |
| =9    | Children's playground                             | 3                  | 3                                |
| =9    | Provide additional seating                        | 3                  | 3                                |
| =9    | More public toilets                               | 3                  | 3                                |
| =9    | Relocate the homeless                             | 3                  | 3                                |
| =13   | More water features                               | 2                  | 2                                |
| =13   | Nothing to change                                 | 2                  | 2                                |
|       | Single comments                                   | 21                 | 22                               |
| Total |   | 99                 | 100                              |

Question 8c was a qualitative or 'open-ended' question that asked respondents to list three things they would fix related to the look, feel, presentation and maintenance". Overall, respondents listed 99 things they would fix and these were coded into themes. Table 8d identifies the themes and the percentage of the 99 items that are contained in each theme. The themes are discussed in more detail on the following pages.

## Discussion of the themes

### **1. More trees, greenery and gardens - 15 comments**

Respondents requested more trees, greenery and gardens be planted in Hyde Park. The recent removal of the trees caused respondents to request more trees to fill the gaps and some assurance that the disease would not attack the new trees. Respondents requested more seasonal colour be planted in the Park with more garden beds, deciduous trees and native plants.

### **2. Repair bare parts of lawns and flower beds – 11 comments**

Respondents requested that more care be taken with the maintenance of the lawns and gardens in Hyde Park. Suggestions were made that more gardeners be employed, more watering and that damaged plants be replaced. One respondent suggested the grass be replaced with something less water dependent.

### **3. Better maintenance of the Park amenities – 10 comments**

Better maintenance of the Park amenities was an issue raised by the respondents. They requested that more rubbish bins be provided and that these be emptied more regularly, as well as regular cleaning of the Park to occur every morning. One respondent requested that the cleaning and mowing be done quietly so as not to disturb the neighbours.

### **=4. Connect Northern and Southern Ends of the Park – 6 comments**

Respondents expressed concern about the division between the Northern and Southern ends of the Park. Suggestions were made for the removal of Park Street, an overhead bridge or an underpass that would enable a better connection between the two sides of the Park.

### **=4. Improve security – 6 comments**

Respondents expressed concern about security and safety of Hyde Park and requested a security patrol, an increase in the presence of police walking in uniform through the Park, and improved lighting on pathways. One respondent also suggested that the Park be fenced off and locked up at night.

### **=6. Repair and maintain existing features of the Park – 5 comments**

Respondent discussed features in Hyde Park that require repair these included the obelisk, the Hyde Park letters on William Street which have gone, damaged stones on the ground and restoration of the memorial.

### **=6. Bans and prohibitions – 5 comments**

Comments were received requesting the banning of cycling, skateboarding, ball games, amplifiers, buskers and charity collectors. One respondent stated that these activities disturbing the peace and tranquillity of the Park.

### **8. Fauna issues – 4 comments**

Respondents expressed concerns over the numbers of rats and ibis birds that inhabit the Park, they suggested Council implement a management program to control them.

## *Discussion of the themes... cont'd*

### **=9. Children's playground – 3 comments**

Respondents requested Hyde Park be more child friendly with facilities such as a playground for children.

### **=9. Provide additional seating – 3 comments**

Respondents requested the provision of additional seating in Hyde Park, and suggested that these seats be positioned on grass areas near tables.

### **=9. More public toilets – 3 comments**

Respondents expressed concern over the lack of toilets in Hyde Park, particularly in the Southern section, they requested more public toilets in the Park and that they be free.

### **=9. Relocate the homeless – 3 comments**

Respondents suggested that the homeless people in Hyde Park be moved out of the Park and into proper homes.

### **12. More water features – 2 comments**

Respondents requested more water features in Hyde Park these included ponds and fountains.

### **12. Nothing to change – 2 comments**

Respondents commented that they are happy with Hyde Park as it is and could not recommend any changes.

### **Single comments**

- Fix the view of the Park from Oxford Street
- Fix the view East from Park Street and West from William Street
- Planting a high hedge at the perimeter of the park to block the views and noise of the traffic
- Winding paths
- Feel more interesting layout
- Inviting 'coffee pavillion' – in Park
- Ban commercial activities (not coffee shop)
- Fix 'paths' in the grass with real paths – people move with their feet to show where they should go
- Planning
- More interesting stonework eg chairs, tables, low walls, chess playing areas, pagolas – all to add interest
- Need to do something about the water area in front of Memorial re water shortage – maybe use if for something else
- Minimise time spent re-planting, re-soiling and fencing
- Reduce the height of pacific power building which casts a shadow over part of the park in the afternoon


## *Discussion of the themes... cont'd*

### Single comments... cont'd

- Pedestrian tunnel across Elizabeth Street at St James
- Make it possible for wheelchair and pram access through the avenue of trees
- More car parking at lower rates
- Finish works quickly, pack up and get it back to use. Perhaps info about what the works in progress is and why
- Keep all riders, skaters and pedestrians separate
- More policing of homeless drinking in Park (sleeping is OK)
- Better garden beds on the corner cross roads
- Putting the 'HP' letters in the ground near Park St.

## Visiting Hyde Park at Night

### Question 9





## Qu 9a: Do you feel comfortable visiting Hyde Park at night?

Table 9a: Comfort factor visiting Hyde Park at night

| Level of comfort | Number    | %          |
|------------------|-----------|------------|
| Comfortable      | 28        | 46         |
| Not comfortable  | 31        | 51         |
| Unsure           | 2         | 3          |
| <b>Total</b>     | <b>61</b> | <b>100</b> |

Question 9 was a 'closed' question that asked respondents to indicate Yes or No if they would feel comfortable visiting Hyde Park at night. Respondents who could not answer Yes or No wrote unsure next to the question. 61 responses were received and Table 9a shows the percentage of responses given for *comfortable* and *not comfortable* and *unsure*.

## Qu 9b: Reasons given for why you feel comfortable or uncomfortable in Hyde Park at night.

*“Yes I do feel comfortable” themes*

Table 9b: The “Yes I do feel comfortable” themes

| Rank  | Themes - Yes I do feel comfortable   | Number of comments | Percentage of total comments |
|-------|--------------------------------------|--------------------|------------------------------|
| 1     | Well lit                             | 11                 | 27                           |
| 2     | Plenty of people                     | 5                  | 12                           |
| =3    | Sufficient security provided         | 4                  | 10                           |
| =3    | Feeling of security                  | 4                  | 10                           |
| 5     | Open spaces for good visibility      | 3                  | 7                            |
| =6    | Only when with people, but not alone | 2                  | 5                            |
| =6    | No problem to date                   | 2                  | 5                            |
| =6    | Walk through only                    | 2                  | 5                            |
| =6    | Only on the main pathways            | 2                  | 5                            |
|       | Single comments                      | 6                  | 14                           |
| Total |                                      | 41                 | 100                          |

Question 9b was a qualitative or ‘open-ended’ question that asked respondents to give reasons for their level of comfort when visiting Hyde Park at night, with multiple responses encouraged. Respondents gave 41 reasons for why they feel comfortable when visiting Hyde Park at night and these were coded into themes. Table 9b identifies the themes and the percentage of the 41 reasons that are contained in each theme. The themes are discussed over the page.



## Discussion of themes – *Yes I feel comfortable*

### 1. Well lit – 11 comments

Respondents stated that Hyde Park is well lit at night and this enabled them to feel safe while walking in the Park at night. One respondent commented that the lighting could be a bit brighter.

### 2. Plenty of people – 5 comments

According to respondent the number of people in the Park, particularly before midnight enabled them to feel comfortable, visiting the Park at night

### =3. Sufficient security provided – 4 comments

Respondents stated that the security camera and police patrols provided sufficient security that enabled them to feel comfortable visiting the Park at night.

### =3. Feeling of security – 4 comments

Respondents commented that there was a general feeling of security in the Park that allowed them to feel safe and comfortable. Responses in this theme were non-specific about the actual reasons why they felt there was a general level of security.

### 5. Open spaces for good visibility – 3 comments

Respondents commented that the open spaces in Hyde Park provided good visibility that enabled them to feel comfortable visiting the Park at night.

### =6. Only when with people, but not alone – 2 comments

While these respondents stated that they felt comfortable visiting Hyde Park at night, they commented that they only felt safe when with a group of people and would not necessarily feel comfortable if alone.

### =6. No problem to date – 2 comments

Respondents stated that they had never experienced any problems moving through the Park at night and had no reason not to feel safe. One respondent was a 75 year old lady who stated 'Nothing ever happened to me.'

### =6. Walk through only – 2 comments

While these respondents stated they felt comfortable visiting Hyde Park at night, they commented that they would only walk through the Park as a short cut and would not spend any time in the Park.

### =6. Only on the main pathways – 2 comments

Respondents stated that they would only stay on the main pathways and would not feel comfortable anywhere-else in the Park.

## *Discussion of themes – Yes I feel comfortable... cont'd*

### *Single comments – Yes I feel comfortable*

- City facilities are nearby
- As a male I do but I don't take crap from anyone
- We live in the area and cross the Park frequently
- Quiet
- Because I am 85 I do not go out at night, but I do go to the noodle market with friends and family at night
- I regularly walk through the top of the Park near the ANZAC memorial at night and in the early hours of the morning. It always feels tranquil

## *“No I do not feel comfortable” themes*

Table 9c: The “No I do not feel comfortable” themes

| Rank  | Themes - No I do not feel comfortable | Number of comments | Percentage of total comments |
|-------|---------------------------------------|--------------------|------------------------------|
| 1     | Other people in the Park              | 7                  | 24                           |
| 2     | Hyde Park has a bad reputation        | 6                  | 20                           |
| 3     | No security, patrol                   | 4                  | 14                           |
| =4    | Generally avoid all parks at night    | 2                  | 7                            |
| =4    | Violence and crime                    | 2                  | 7                            |
| =4    | Fear of attack                        | 2                  | 7                            |
| =4    | Lighting issues                       | 2                  | 7                            |
| =4    | Not safe                              | 2                  | 7                            |
|       | Single comments                       | 2                  | 7                            |
| Total |                                       | 29                 | 100                          |

Question 9b was a qualitative or ‘open-ended’ question that asked respondents to give reasons for their level of comfort when visiting Hyde Park at night, with multiple responses encouraged. Respondents gave 29 reasons for why they do not feel comfortable when visiting Hyde Park at night and these were coded into themes. Table 9c identifies the themes and the percentage of the 29 reasons that are contained in each theme. The themes are discussed over the page.

## Discussion of themes – “No I do not feel comfortable”

### 1. Other people in the Park – 7 comments

Respondents in this theme commented that other people in the Park particularly ‘youths, derelicts, drunks and homeless people’ prevented them from feeling comfortable at night.

### 2. Bad reputation – 6 comments

Respondents commented that they would not visit Hyde Park at night because of its bad reputation, and the stories they have heard of unsavoury events occurring in the Park at night.

### 3. No security, patrol – 4 comments

Respondents stated that a lack of security, such as a police patrol prevented them from feeling comfortable when visiting the Park at night.

### =4. Generally avoid all parks at night – 2 comments

While these respondents stated that they would not feel comfortable visiting Hyde Park at night, they also said that they would not visit any park at night.

### =4. Violence and crime – 2 comments

Respondents recalled incidents where they had been attacked or hassled when visiting the park at night.

### =4. Fear of attack – 2 comments

Respondents stated that they thought they had a high chance of being mugged or robbed in the Park.

### =4. Lighting issues – 2 comments

Respondents commented that inadequate lighting that created dark areas prevented them from visiting the Park at night.

### =4. Not safe – 2 comments

Respondents commented that they did not feel safe in the Park at night,

### Single comments

- Mainly because I am an old woman
- I don't feel safe, I will only walk through with at least 3 or 4 people

## Neutral/unsure themes

Two respondents stated that they were unsure if they would feel comfortable visiting Hyde Park at night. The reasons for their response have been recorded verbatim as follows:

- Half and half depends on what type of crowds are there, however the night lighting is good
- I'm fine but I wouldn't want to see people there alone.

# Events in Hyde Park

Questions 10 - 11





## Qu 10: Please advise which (if any) organised events you have attended in Hyde Park in the past 12 months.

Table 10: Organised events attended by respondents

| Rank  | Event                                   | Number of respondents |
|-------|---|-----------------------|
| 1     | Exhibitions of paintings or photographs | 14                    |
| 2     | Wine and food festival                  | 14                    |
| 3     | Anzac Day Service                       | 13                    |
| 4     | Australia Day                           | 7                     |
| 5     | Sydney Morning Herald Photo Exhibits    | 5                     |
| =6    | Gay and Lesbian Mardi Gras              | 3                     |
| =6    | Music                                   | 3                     |
| =6    | Sydney Festival                         | 3                     |
| =6    | Noodle Markets                          | 3                     |
| =9    | Scottish Days                           | 2                     |
| =9    | Old car rally                           | 2                     |
| =9    | St Patricks Day                         | 2                     |
| =12   | Union March                             | 1                     |
| =12   | Art in the Park                         | 1                     |
| =12   | Weekend stalls                          | 1                     |
| =12   | Easter Parade                           | 1                     |
| =12   | Gay and Lesbian Mardi Gras Concert      | 1                     |
| =12   | ABC Show                                | 1                     |
| Total |   | 77                    |

Question 10 asked respondents to advise of any organised events they have attended in Hyde Park in the past 12 months, with multiple responses encouraged. For each event listed respondents were asked if they felt Hyde Park was the most appropriate place to hold each event. If respondents did not feel it was the most appropriate place, they were asked to state where else the event could be held. 77 responses were received, Table 10 lists the events and percentage of respondents that mentioned them. Each event is then discussed in greater detail commencing on the next page.

## Discussion of the events

### 1. Exhibitions of paintings and photographs – 14 respondents

| Event                                    | Appropriate | Inappropriate |
|--|-------------|---------------|
| Exhibitions of paintings and photographs | 14          | 0             |

#### Reasons why Hyde Park was *appropriate*

- It fits in well with the atmosphere of the Park - 3
- Minimally intrusive and adds interest - 2
- The Avenue is ideal for viewing large pictures 2
- Good to walk through during the day
- Many people able to see current exhibitions
- Puts life into the Park
- Appropriate activity
- Easy for public and tourists
- Setting accessibility
- Magnificent outdoor arena
- Creates interest and some of the 'arts' being present and accessible

### 2. Wine and food festival – 13 respondents

| Event                  | Appropriate | Inappropriate |
|------------------------|-------------|---------------|
| Wine and food festival | 10          | 3             |

#### Reasons why Hyde Park was *appropriate*

- Draws people in to the city to relax - 3
- Accessible and fun location - 2
- Under the tree canopy and centre of the city – wonderful
- People enjoy themselves
- Only appropriate if both the North and South sections of the Park are included

#### Reasons why Hyde Park was *inappropriate*

- Too small a venue being limited to paved areas
- Probably the crowds are too big for here and there are no toilets

#### Where else could it be held?

- Darling Harbour – 2



## Discussion of the events... cont'd

### 3. Anzac Day Service – 12 respondents

| Event             | Appropriate | Inappropriate |
|-------------------|-------------|---------------|
| Anzac Day Service | 12          | 0             |

#### Reasons why Hyde Park was *appropriate*

- Memorial is situated there – 9
- It's a very important day with great atmosphere, we should always remember - 2
- Spacious and show piece of city
- Open space
- Room for parade
- Good wide pavement for people to view the event

### 4. Australia Day – 7 respondents

| Event         | Appropriate | Inappropriate |
|---------------|-------------|---------------|
| Australia Day | 7           | 0             |

#### Reasons why Hyde Park was *appropriate*

- Centre of city, so accessible to more people - 2
- Family affair
- The city is closed to cars
- Hyde Park is an icon and therefore appropriate for Australia Day and centrally located

### 5. Sydney Morning Herald Photo exhibits – 4 respondents

| Event                                | Appropriate | Inappropriate |
|--------------------------------------|-------------|---------------|
| Sydney Morning Herald Photo exhibits | 4           | 0             |

#### Reasons why Hyde Park was *appropriate*

- Very involving setting for photos of Sydney history and life
- Lose to offices and shops so workers could easily visit
- Public access and passing traffic
- Plenty of space for people both in and around the Park

## Discussion of the events... cont'd

### =6. Gay and Lesbian Mardi Gras – 3 respondents

| Event                      | Appropriate | Inappropriate |
|----------------------------|-------------|---------------|
| Gay and Lesbian Mardi Gras | 1           | 2             |

#### Reasons why Hyde Park was *appropriate*

- Plenty of space for people both in and around the Park

#### Reasons why Hyde Park was *inappropriate*

- Destroys the Park, grass, trees, atmosphere
- Leaves the places in an absolute mess for months afterwards

#### Where else could it be held?

- On the Street
- Moore Park

### =6. Music – 3 respondents

| Event | Appropriate | Inappropriate |
|-------|-------------|---------------|
| Music | 2           | 1             |

#### Reasons why Hyde Park was *appropriate*

- Controlled volume and type
- Entertainment

#### Reasons why Hyde Park was *inappropriate*

- Too noisy, destroys the Park

#### Where else could it be held?

- Fox studios

### =6. Sydney Festival – 3 respondents

| Event           | Appropriate | Inappropriate |
|-----------------|-------------|---------------|
| Sydney Festival | 3           | 0             |

#### Reasons why Hyde Park was *appropriate*

- Fits environment
- Archibald Fountain projections

## Discussion of the events... cont'd

=6. Noodle markets – 3 respondents

| Event          | Appropriate | Inappropriate |
|----------------|-------------|---------------|
| Noodle markets | 3           | 0             |

Reasons why Hyde Park was *appropriate*

- Setting accessibility
- Close to my home

=9. Old car rally – 2 respondents

| Event         | Appropriate % | Inappropriate % |
|---------------|---------------|-----------------|
| Old car rally | 2             | 0               |

Reasons why Hyde Park was *appropriate*

- Lots of room for activities/food etc
- Centre of Sydney

=9. St Patrick's Day – 2 respondents

| Event            | Appropriate | Inappropriate |
|------------------|-------------|---------------|
| St Patrick's Day | 2           | 0             |

Reasons why Hyde Park was *appropriate*

- Because it's a happy occasion
- It was well policed and supervised, good security

=12. Union March – 1 respondents

| Event       | Appropriate | Inappropriate |
|-------------|-------------|---------------|
| Union March | 1           | 0             |

Reasons why Hyde Park was *appropriate*

- Wide paths



## What organised events have you attended?

### Discussion of the events... cont'd

| Event           | Appropriate | Inappropriate |
|-----------------|-------------|---------------|
| Art in the Park | 1           | 0             |

#### Reasons why Hyde Park was *appropriate*

- Great use of space

=12. Weekend stalls – 1 respondent

| Event          | Appropriate | Inappropriate |
|----------------|-------------|---------------|
| Weekend stalls | 1           | 0             |

#### Reasons why Hyde Park was *appropriate*

- Brings life into the city

=12. Easter parade – 1 respondent

| Event         | Appropriate | Inappropriate |
|---------------|-------------|---------------|
| Easter parade | 1           | 0             |

#### Reasons why Hyde Park was *appropriate*

- Easy for public and tourists

=12. Gay and lesbian Mardi Gras concert – 1 respondent

| Event                              | Appropriate | Inappropriate |
|------------------------------------|-------------|---------------|
| Gay and lesbian Mardi Gras concert | 0           | 1             |

#### Reasons why Hyde Park was *inappropriate*

- Too noisy and destroys the Park

#### Where else could it be held?

- Moore Park, Fox Studios

*Discussion of the events... cont'd*

=12. ABC Show – 1 respondent

| Event    | Appropriate | Inappropriate |
|----------|-------------|---------------|
| ABC Show | 1           | 0             |

Reasons why Hyde Park was *appropriate*

- Love ABC



Qu 11a: In relation to organised events in the Park do you think there should be more, the same, fewer or no events held in the Park?

Table 11: Responses related to the quantity of events in Hyde

| Level of events           | Number    | %          |
|---------------------------|-----------|------------|
| More events               | 15        | 27         |
| About the same number     | 26        | 46         |
| Fewer events              | 10        | 18         |
| Events should not be held | 5         | 9          |
| <b>Total</b>              | <b>56</b> | <b>100</b> |

Question 11 was a 'closed' question that asked respondents whether there should be more, the same number, fewer or no organised events in Hyde Park. Respondents were only allowed one 'tick-box' response. 56 responses were received and the above table shows the percentage of responses for each option.

## Qu 11b: In relation to organised events in the Park; reasons for response

### *“More events should be held in the Park” themes*

Table 11a: The “More events should be held in the Park” themes

| Rank  | Themes - More events should be held in the Park     | Number of comments | Percentage of total comments (%) |
|-------|---|--------------------|----------------------------------|
| =1    | Events attract people to Hyde Park                  | 3                  | 21                               |
| =1    | Good location                                       | 3                  | 21                               |
| =3    | An attractive setting for events                    | 2                  | 14                               |
| =3    | Provides an opportunity to experience something new | 2                  | 14                               |
|       | Single comments                                     | 4                  | 30                               |
| Total |   | 14                 | 100                              |

Question 11b was a qualitative or ‘open-ended’ question that asked respondents to give reasons for the number of organised events they feel should be held in Hyde Park, with multiple responses encouraged. Respondents gave 14 reasons for why they would like more events and these were coded into themes. The above table identifies the themes and the percentage of the 14 reasons that are contained in each theme. The themes are discussed in more over the page.



## Discussion of themes – “More events”

### =1. Events attract people to Hyde Park – 3 comments

According to respondents will attract people to come and visit Hyde Park, as one respondent stated ‘it’s a public area so use it.’

### =1. Good location – 3 comments

Hyde Park is easily accessible by public transport enabling people from all over Sydney to be able to get to the event.

### =3. An attractive setting for events – 2 comments

Respondents commented that Hyde Park is an attractive setting for events because it is a great location with lots of different areas for different sized events. One respondent also remarked it is an exciting place to come to from the suburbs.

### =3. Provides an opportunity to experience something new – 2 comments

Respondents liked how events in the Park encouraged them to experience something new and different that they would otherwise not do.

### Single comments

- Movie in the Park?
- Current events are usually well attended which indicates acceptance and appeal
- Makes the heart of the city a friendlier place
- I like to see the Park being used

*“About the same number of events” themes*

Table 11b: The “About the same number of events” themes

| Rank  | Themes - “About the same number of events      | Number of comments | Percentage of total comments (%) |
|-------|--|--------------------|----------------------------------|
| 1     | Cause damage to the Park                       | 6                  | 26                               |
| 2     | Do not want to destroy the peaceful atmosphere | 4                  | 17                               |
| 3     | Current amount is adequate                     | 2                  | 9                                |
|       | Single comments                                | 11                 | 48                               |
| Total |  | 23                 | 100                              |

Question 11b was a qualitative or ‘open-ended’ question that asked respondents to give reasons for the number of organised events they feel should be held in Hyde Park, with multiple responses encouraged. Respondents gave 23 reasons for why they would like about the same number of events and these were coded into themes. The above table identifies the themes and the percentage of the 23 reasons that are contained in each theme. The themes are discussed over the page

## Discussion of themes – “*About the same number of events*”

### 1. Causes damage to the Park – 6 comments

Respondents expressed concerns that too many events in the Park will cause damage to the grass areas, gardens and trees as well as increase the amount of litter.

### 2. Do not want to destroy the peaceful atmosphere – 4 comments

Respondents wanted to ensure that the events would not destroy the peaceful atmosphere of the Park, there were also concerns that the noise of the events would inconvenience nearby residents.

### 3. Current amount is adequate – 2 comments

Respondents commented that the current amount of activities encourage people to use the Park and give a feeling of vitality without taking over and impinging on the amenity of the Park.

#### Single comments – About the same number of events

- I like food, wine and colour and like the political protests but no cults
- I feel the mix is adequate now except perhaps when advertising agencies invade my public space
- Have not attended any events in the past 12 months but feel that council would know how many they can comfortably hold
- Some events can disrupt the park
- I don't mind either way
- We don't want activities like the cinema and other government lettings in the Botanic Gardens and Mrs Macquaries Point
- More space in the Domain for events ie Garden Expo. Leaving Hyde Park for recreation, walking, sitting, meeting with friends
- Permanent residents inconvenienced if too many events
- Most events are one-off (protests etc) or for short periods (food fairs etc) – it is central, historically appropriate and doesn't put anyone out
- Important to have a place where people can gather
- Balances quiet enjoyment of the Park with more crowded spectacles

## “Fewer events” - themes

Table 11c: The “Fewer events” themes

| Rank  | Themes - “Fewer events”                      | Number of comments | Percentage of total comments |
|-------|--|--------------------|------------------------------|
| 1     | Cause damage to the Park                     | 4                  | 36                           |
| 2     | Hyde Park should be kept as green open space | 2                  | 18                           |
|       | Single comments                              | 5                  | 46                           |
| Total |  | 11                 | 100                          |

Question 11b was a qualitative or ‘open-ended’ question that asked respondents to give reasons for the number of organised events they feel should be held in Hyde Park, with multiple responses encouraged. Respondents gave 11 reasons for why they would like fewer events and these were coded into themes. The above table identifies the themes and the percentage of the 11 reasons that are contained in each theme. The themes are discussed in more detail over the page

## Discussion of main themes – “Fewer events”

### 1. Causes damage to the Park – 4 comments

According to respondents events that attract large crowds will cause damage to the Park.

### 2. Hyde Park should be kept as open green space – 2 comments

Respondents requested that Hyde Park remain as much as possible an area of green open space.

#### Single comments – Fewer events

- It is difficult to answer this question without knowing what events are contemplated generally speaking, I would object to events, which decreased my current enjoyment of Hyde Park.
- Concerts and other events with over amplified sound cause noise pollution. The Domain is a much more appropriate venue for noise generating events.
- Events should be carefully selected to have wide appeal (not rowdy percussion and rock groups)
- There are enough already
- One event only – the Art Event

## “Events should not be held in the Park” comments

Five respondents stated that they did not want any events to be held in Hyde Park. Four of them gave reasons for their responses as recorded verbatim below;

- Events should be in the Domain or Martin Place. The Park should be a peaceful, tranquil place for city dwellers, visitors and workers
- The Park cannot tolerate the damage
- Let us have a bit of peace
- Events disturb the peace and tranquillity of the Park



# Demographic Information

Questions 12 - 13







## Qu 12: Please tell us about yourself

### Gender of respondents

Table 12a: Gender of respondents

| Gender | Number | %   |
|--------|--------|-----|
| Male   | 25     | 49  |
| Female | 26     | 51  |
| Total  | 51     | 100 |

### Age of respondents

Table 12b: Age of respondents

| Age group (years) | Number | %   |
|-------------------|--------|-----|
| 9-14              | 0      | 0   |
| 15-21             | 1      | 2   |
| 22-35             | 5      | 8   |
| 36-49             | 9      | 15  |
| 50-65             | 21     | 36  |
| 65-79             | 21     | 36  |
| 80+               | 2      | 3   |
| Total             | 59     | 100 |



## Qu 13: Please tell us in which suburb you live and work

### Question 13a – Tell us where you live

Table 13a: Where respondents live

| Suburb         | Number    | %          |
|----------------|-----------|------------|
| City           | 39        | 63         |
| Greater Sydney | 15        | 24         |
| Out of Sydney  | 6         | 10         |
| Unknown        | 2         | 3          |
| <b>Total</b>   | <b>62</b> | <b>100</b> |

### Question 13b – Tell us where you work

Table 13b: Where respondents work

| Suburb         | Number    | %          |
|----------------|-----------|------------|
| City           | 24        | 40         |
| Greater Sydney | 10        | 16         |
| Out of Sydney  | 1         | 2          |
| Unknown        | 14        | 23         |
| Retired        | 10        | 16         |
| Home duties    | 2         | 3          |
| <b>Total</b>   | <b>61</b> | <b>100</b> |



## Qu 14: How do you usually travel to Hyde Park

Table 14: How respondents travel to Hyde Park

| Method of transport | Number | %   |
|---------------------|--------|-----|
| Walk                | 50     | 70  |
| Car                 | 9      | 12  |
| Train               | 6      | 8   |
| Bus                 | 5      | 7   |
| Cycle               | 2      | 3   |
| Total               | 72     | 100 |



## Qu 15: Do you have any other comments or suggestions that you wish to make

### More activities

- I wish there were more activities, possibly a farmers market on the weekends, musical events (busking?, small lunch time jazz groups or classical ensembles), maybe a speakers corner.
- No ethnic gatherings – too much noise and it upsets people (eg in Brighton Le Sands). But the Salvation Army Band is great, they should play more often where there are more seating so we can sit and enjoy the music. Buskers are great too. Coffee and ice cream trolleys are nice
- Would like to see Skateboard park somewhere in city – Domain or Close to City so the suburban kids/men have somewhere to 'show off' their skills to each other and visitors who like to watch them. "One day some of them may be Olympians."
- Its an excellent facility in a location easily reached by foot, car or public transport
- How about more music – afternoon bands (ie the Jan 26 concert), evening Jazz... plus limited catering round the fountain. Treat Hyde Park the way many European cities use their main squares and make it a venue for meeting, strolling, listening, watching, eating, drinking. In other words make it more of a destination than a thoroughfare

### Hyde Park is a beautiful place

- Hyde Park is a showpiece of the City, especially for tourists. Apart from being a beautiful Park, it is surrounded by beautiful buildings eg the Museum, St Mary's Cathedra (an outstanding majestic and picturesque building of international stature) etc. No effort should be spared to make this landmark as attractive as possible
- As Sydney Residents we have all inherited Hyde Park from our forefathers who created a beautiful Park which pictures from the past show as an empty paddock. The parks condition peaked many years ago. We think it's fair to say disease, vandalism and lack of direction has been tolerated far too long by the Park's guardians. However, recently we have noted that a very positive hard working head gardener with a small enthusiastic team has appeared and in the last few months we have noticed some dramatic changes. Credit must go to this team as they seem to be reversing a litany of horticultural sins inflicted on the park over the years. Long may it continue
- I think I am fortunate to have the Park as my front garden
- I think we are extremely fortunate to have a Park of this calibre in the centre of the City. I love it.
- Hyde Park is vital to people who live in the inner City
- Hyde Park is one of the only places you can have a conversation or read a book away from the noise of Sydney municipal buses (probably the loudest/noisiest vehicles in the world).

### *Hyde Park is a beautiful place ... cont'd*

- I like Hyde Park because it appears a natural Park. There is a formal layout but the foliage appears to be growing of its own accord! Of course, I know that great deal of works goes into making it beautiful – despite drought and messy people

### **Improve the standard of maintenance in Hyde Park**

- In Hyde Park South the lights are often on well before dark and still on well after sunrise. I have reported this to the Town Hall more than once.
- Perhaps the Brass initials inlaid in Path near steps to Park Street could be replaced (and theft proofed)
- Bring the Park up to the standard of a major city Park eg Regent's Park London, Twilling Garden Paris – so people will treat it with some respect and not only as a thoroughfare.
- In comparison to other city parks (Worldwide), Hyde Park is not as well maintained as others and has quite a dirty feel. But that related to Sydney City in general I think when you compare it to other cities.
- We require Park to be retained and maintained in the best manner possible

### **More facilities in the Park**

- I would like some benches on the East side of Hyde Park between Park and Liverpool Streets. There are none there at the moment.
- Provision of coffee/refreshment areas in the sunny parts of the Park (for winter use in particular)
- The North/South Avenue through the Park is badly interrupted by Park Street. If it is not possible to close Park Street, then at least fix the traffic lights to favour pedestrians. Alternatively, how about a pedestrian underpass?

### **Don't change it too much**

- Leave it alone. Do not touch, it ain't broke. But because you know better you will make changes. That's how bureaucrats survive
- Please don't fill the Park with rides, tawdry commercial facilities or other unnecessary structures – keep it simple
- Don't mess around with the Park too much, don't let trendy designers loose on it. Save us from hideous modern art. Don't spoil a good thing – not all change is progress



### A collection of negative comments from one respondent

- Rates nesting in drains etc
- Construction careless/ugly & vandalised – Nagoya Gardens retaining walls – try rough stucco; the steps between are unacceptable workmanship; ANZAC Memorial, Elizabeth/Liverpool St corner station entry
- Main Avenue – light poles are subsiding
- Many planted areas are ripped out beneath Main Avenue trees, the Park St side of Sandringham Gardens, tree ferns between ANZAC Memorial and Elizabeth St
- Lawns are now slashed/mown – areas of brown roots don't look good
- New turf needs more careful levelling (rolling) /top dressing – especially in focal areas like the Fountain
- Moveable seats should be replaced on lawns to give better amenity (gone several years)
- Soft tree ferns (Dicksonia?) – will always die if planted in a windy (dry) exposed position. Dozens, newly planted, have died I last few years – also Wynyard park – this is incompetence.



## Appendix



## SURVEY FOR PROPERTY OWNERS

# Hyde Park Plan of Management



As Hyde Park is an important part of your City neighbourhood. You are invited to complete this questionnaire and return to City of Sydney by 19 May 2006 using the reply paid envelope provided. The City is seeking views on:

- visitor values about Hyde Park
- the characteristic activities of visitors to Hyde Park
- the quality of the current visitor experience, including levels of satisfaction
- events in the park.
- the extent of future desired change.

This information will be used to assist in the preparation of the new Hyde Park Plan of Management.

## TO THE PROPERTY OWNER



Hyde Park holds a special place in the hearts of the people of Sydney. It is a most loved and cherished site and one to be protected and enhanced for future generations.

The status and value of the park are key reasons for the City undertaking the preparation of a Master Plan and Plan of Management.

This Master Plan and Plan of Management will act as the guiding documents for the future planning, design and management of the park.

The City has already conducted or is in the process of finalising numerous technical and professional studies, including heritage, fauna, event management and tree management.

We are also talking to as many users of the park as possible to get their views on what they like and dislike, what they feel could or should be done better to keep the park a "jewel in the crown".

This consultation process includes park-user surveys, observational surveys, stakeholder interviews and institutional and property owner questionnaires.

It is important that we get a full array of thoughts and suggestions on Hyde Park.

A public Exhibition of the Draft Plan of Management will be held in July to communicate Council's intentions to interested parties and to provide an opportunity for public comment. Should you wish to be advised of the exact dates and locations please complete the enclosed form.

It is anticipated that adoption of the final plan by Council will occur in September this year, paving the way for concept and design development. Follow-on construction is expected to start by mid- 2007.

I thank you for your participation in this survey and look forward to hearing and seeing your comments.

*Clover Moore*

Clover Moore MP  
Lord Mayor of Sydney



### ENGLISH

If English is not your first language and you would like to use a telephone interpreter service, please contact 131 450 and ask them to call the City of Sydney on 9265 9333.

### ARABIC

إذا لم تكن الإنجليزية لغتك الأولى وأردت الاستفادة من خدمة الترجمة الشفهية الهاتفية، فارجاء أن تتصل بالرقم 131 450 والطلب منهم الاتصال بمدينة سيدني على الرقم 9265 9333

### CHINESE

如果英語並非您的第一語言，而您欲使用電話傳譯員服務，請致電 131 450，要求他們代致電 9265 9333 聯絡悉尼市政廳。

### GREEK

Αν τα Αγγλικά δεν είναι η πρώτη σας γλώσσα και θα θέλατε να χρησιμοποιήσετε διερμηνέα στο τηλέφωνο, παρακαλούμε τηλεφωνήστε 131 450 και ζητήστε τους να σας καλέσουν την Πόλη του Σίδνεϊ στο 9265 9333.

### INDONESIAN

Jika bahasa Inggris bukan bahasa pertama Anda dan Anda ingin menggunakan jasa seorang juru bahasa, silakan menghubungi 131 450 dan minta agar diteleponkan ke City of Sydney di 9265 9333.

### ITALIAN

Se l'inglese non è la tua prima lingua e desideri avvalerti di un servizio telefonico di interpretariato, contatta il 131 450 e chiedi di chiamare la città di Sydney al numero 9265 9333.

### JAPANESE

英語が母国語でない方で、電話通訳サービスをご利用になりたい方は、131 450 におかけの上、シドニー市 9265 9333 に電話をかけるよう通訳にご依頼ください。

### KOREAN

영어가 모국어가 아니어서 전화 통역 서비스가 필요하실 경우 131 450 에 전화하셔서 City of Sydney (9265 9333) 로 연결하도록 요청하십시오.

### RUSSIAN

Если английский не является вашим родным языком и вы хотели бы воспользоваться услугами устного перевода по телефону, то, пожалуйста, позвоните по номеру 131 450 и попросите их позвонить в муниципалитет города Сидней по номеру 9265 9333.

### SPANISH

Si el inglés no es su primer idioma y desea utilizar un servicio de interpretación telefónica, póngase en contacto con el 131 450 y solicite que llamen a la Ciudad de Sydney al 9265 9333.

### VIETNAMESE

Nếu tiếng mẹ đẻ không phải là tiếng Anh và muốn sử dụng dịch vụ thông dịch qua điện thoại, xin quý vị gọi số 131 450 và yêu cầu họ gọi cho Thành Phố Sydney điện thoại số 9265 9333.

### TTY



Callers who are hearing impaired or have a speech or communication impairment may call through the NRS using modem or textTel (TTY) by dialling 133 677.



## HYDE PARK SURVEY

This survey has been prepared by City of Sydney in conjunction with community consultants, People for Places and Spaces, for the purpose of obtaining information from Hyde Park's nearest neighbours.

Please complete the survey and return to the City in the enclosed pre-paid envelope by 19 May 2006.

### Privacy Statement

Information collected by City of Sydney from this survey will be used by City consultants, People for Places and Spaces, for the sole purpose of compiling and reporting relevant statistical information that will only be used in the preparation of Hyde Park Plan of Management.



### 1. HOW OFTEN DO YOU VISIT HYDE PARK? (PLEASE ✓ – ONE ONLY)

- |   |   |  |   |
|---|---|--|---|
| <input type="checkbox"/> Daily              | <input type="checkbox"/> Several times a week   | <input type="checkbox"/> About once a week | <input type="checkbox"/> About once a fortnight |
| <input type="checkbox"/> About once a month | <input type="checkbox"/> About 2-6 times a year | <input type="checkbox"/> About once a year | <input type="checkbox"/> Less than once a year  |
| <input type="checkbox"/> First visit        | <input type="checkbox"/> Not sure/don't know    |  |   |

### 2. WHEN DO YOU MAINLY VISIT HYDE PARK? (PLEASE ✓ – MULTIPLE CHOICES POSSIBLE)

- |   |   |   |   |
|---|---|---|---|
| <input type="checkbox"/> Mostly on weekdays | <input type="checkbox"/> Mostly on weekends     | <input type="checkbox"/> In school holidays | <input type="checkbox"/> When on vacation |
| <input type="checkbox"/> For special events | <input type="checkbox"/> Other (specify): _____ |   |   |

### 3. PLEASE DESCRIBE ANY ACTIVITIES THAT YOU REGULARLY UNDERTAKE IN HYDE PARK

|  |
|--|
|  |
|  |
|  |
|  |

### 4. WHO DO YOU GENERALLY VISIT HYDE PARK WITH? (PLEASE ✓ – MULTIPLE CHOICES POSSIBLE)

- |   |  |   |
|---|--|---|
| <input type="checkbox"/> Alone              | <input type="checkbox"/> With spouse/partner | <input type="checkbox"/> With adult/family      |
| <input type="checkbox"/> Children 0-5 yrs   | _____ No. of children                        |   |
| <input type="checkbox"/> Children 6-12 yrs  | _____ No. of children                        |   |
| <input type="checkbox"/> Children 13-16 yrs | _____ No. of children                        |   |
| <input type="checkbox"/> As part of a group | _____ No. of people                          | What type of group _____                        |
| <input type="checkbox"/> With friends       | <input type="checkbox"/> With dog            | <input type="checkbox"/> Other (specify): _____ |

### 5. WHAT DO YOU VALUE MOST ABOUT HYDE PARK?

|  |
|--|
|  |
|  |
|  |
|  |

### 6. WHAT DO YOU LIKE LEAST ABOUT HYDE PARK?

|  |
|--|
|  |
|  |
|  |
|  |



**7. WHAT CHANGES WOULD YOU SUGGEST TO IMPROVE THE QUALITY OF THE HYDE PARK VISITOR EXPERIENCE?**

|  |
|--|
|  |
|  |
|  |
|  |
|  |
|  |

**8a. PLEASE INDICATE YOUR RESPONSE TO THE FOLLOWING STATEMENT (PLEASE ✓ – ONE ONLY)**

**“The look, feel, presentation and maintenance of Hyde Park is at a standard appropriate for Sydney’s premier park.”**

|  |   |                                  |
|--|---|----------------------------------|
| <input type="checkbox"/> Strongly disagree | <input type="checkbox"/> Disagree       | <input type="checkbox"/> Neutral |
| <input type="checkbox"/> Agree             | <input type="checkbox"/> Strongly agree |                                  |

**8b. PLEASE EXPLAIN YOUR REASONS FOR YOUR RESPONSE IN 8a**

|  |
|--|
|  |
|  |
|  |
|  |

**8c. IF YOU COULD FIX THREE THINGS RELATED TO THE LOOK, FEEL, PRESENTATION AND/OR MAINTENANCE OF HYDE PARK, WHAT WOULD THEY BE?**

|   |
|---|
| 1 |
|   |
| 2 |
|   |
| 3 |
|   |

**9a. DO YOU FEEL COMFORTABLE VISITING HYDE PARK AT NIGHT? (PLEASE ✓)**

|                              |                             |
|------------------------------|-----------------------------|
| <input type="checkbox"/> Yes | <input type="checkbox"/> No |
|------------------------------|-----------------------------|

**9b. WHY?**

|  |
|--|
|  |
|  |
|  |
|  |





**10. PLEASE ADVISE WHICH (IF ANY) ORGANISED EVENTS YOU HAVE ATTENDED IN HYDE PARK IN THE PAST 12 MONTHS**

|          |  |
|----------|--|
| <b>1</b> | Name of event:   |
|          | Do you think Hyde Park is the most appropriate place to hold this event (please circle)    Yes    No |
|          | Why?   |
|          | If 'No', where else could it be held?  |
| <b>2</b> | Name of event:   |
|          | Do you think Hyde Park is the most appropriate place to hold this event (please circle)    Yes    No |
|          | Why?   |
|          | If 'No', where else could it be held?  |
| <b>3</b> | Name of event:   |
|          | Do you think Hyde Park is the most appropriate place to hold this event (please circle)    Yes    No |
|          | Why?   |
|          | If 'No', where else could it be held?  |

**11a. IN RELATION TO ORGANISED EVENTS IN HYDE PARK, DO YOU THINK THERE SHOULD BE: (PLEASE ✓ – ONE ONLY)**

|  |  |
|--|--|
| <input type="checkbox"/> More events?  | <input type="checkbox"/> About the same number of events?      |
| <input type="checkbox"/> Fewer events? | <input type="checkbox"/> Events should not be held in the park |

**11b. PLEASE GIVE REASONS FOR YOUR RESPONSE**

|  |
|--|
|  |
|  |
|  |
|  |

**12. PLEASE TELL US ABOUT YOURSELF: (PLEASE ✓)**

|                                      |                                      |                                      |                                      |
|--------------------------------------|--------------------------------------|--------------------------------------|--------------------------------------|
| <input type="checkbox"/> Male        | <input type="checkbox"/> Female      |                                      |                                      |
| <input type="checkbox"/> 9-14 years  | <input type="checkbox"/> 15-21 years | <input type="checkbox"/> 22-35 years | <input type="checkbox"/> 36-49 years |
| <input type="checkbox"/> 50-65 years | <input type="checkbox"/> 65-79 years | <input type="checkbox"/> 80 years+   |                                      |

**13. PLEASE TELL US IN WHICH SUBURB YOU LIVE AND WORK:**

|               |               |
|---------------|---------------|
| Live (suburb) | Work (suburb) |
|---------------|---------------|

**14. HOW DO YOU USUALLY TRAVEL TO HYDE PARK? (PLEASE ✓ – MULTIPLE CHOICES POSSIBLE)**

|   |   |   |
|---|---|---|
| <input type="checkbox"/> Walk to Hyde Park                                    | <input type="checkbox"/> Cycle                  | <input type="checkbox"/> Skateboard           |
| <input type="checkbox"/> Rollerblade/rollerskate                              | <input type="checkbox"/> Scooter (foot powered) | <input type="checkbox"/> Bus                  |
| <input type="checkbox"/> Train  | <input type="checkbox"/> Wheelchair             | <input type="checkbox"/> With a baby stroller |
| <input type="checkbox"/> Car (where did you park?): _____                     |   |   |
| <input type="checkbox"/> Motorbike/motor scooter (where did you park?): _____ |   |   |
| <input type="checkbox"/> Other (specify): _____                               |   |   |

**DO YOU HAVE ANY OTHER COMMENTS OR SUGGESTIONS THAT YOU WISH TO MAKE?**

[illegible]

## PUBLIC EXHIBITION OF DRAFT PLAN OF MANAGEMENT IN 2006

The City of Sydney will hold a public exhibition in mid-2006 where the Draft Plan of Management for Hyde Park will be presented.

**WOULD YOU LIKE UPDATES ON THE HYDE PARK DRAFT PLAN OF MANAGEMENT EXHIBITION?**

☐ Yes ☐ No

**IF YES PLEASE COMPLETE CONTACT DETAILS BELOW, SO WE MAY INFORM YOU:**

|                |                      |
|----------------|----------------------|
| Name           | <input type="text"/> |
| Phone          | <input type="text"/> |
| Fax            | <input type="text"/> |
| Email          | <input type="text"/> |
| Postal Address | <input type="text"/> |
| Suburb         | <input type="text"/> |
| Postcode       | <input type="text"/> |

Thank you for completing this survey.

Please return to City of Sydney using the reply-paid envelope provided or post to  
**City of Sydney, Hyde Park Plan of Management, PO Box 1591, Sydney 2001**

For further information please contact

**Jeff Kerr, Project Manager**

Phone 9246 7550

Fax 9265 9116

jkerr@cityofsydney.nsw.gov.au