

Tennis Access Card application

Personal details

Given Name/s _____

Family Name _____

Address _____

Contact Number _____

Email Address _____

Application under

Health Care Card ☐

Pensioner Concession Card ☐

Financial Hardship ☐

Dependents

Is this application for a dependent aged 16 years and under who resides with you?

Yes ☐ No ☐

If yes, please provide their name/s:

1. _____

2. _____

3. _____

4. _____

Declaration

I declare that the information on this form is true and complete. I understand that it is against the law to use false and misleading information in order to obtain a City of Sydney Tennis Access Card.

Signature _____

Date _____

Privacy Protection Notice – This information is being collected for Council to assess your application. Submission of personal information (name, address, etc.) is voluntary and will not be disseminated. Your personal information is not available for public inspection. You have the right to access/correct personal information which will be stored at Council offices.

You can apply for a Tennis Access Card at any of the following Council locations:

CBD

One Stop Shop
Level 2, Town Hall House
456 Kent Street, Sydney
Monday-Friday, 9am-5pm
Public Holidays: Closed

Glebe

Customer Service Centre
186 Glebe Point Road, Glebe
Monday-Friday, 10am-4.30pm
Public Holidays: Closed

Green Square

Customer Service Centre
Green Square Plaza
355 Botany Road, Zetland
Wednesday, 10am-4.30pm
Public Holidays: Closed

Kings Cross

Customer Service Centre
50-52 Darlinghurst Rd,
Darlinghurst
Monday-Friday, 10am-4.30pm
Public Holidays: Closed

**For more info call 02 9265 9333
or visit cityofsydney.nsw.gov.au**

**City of Sydney
Tennis
Access Card**



CITY OF SYDNEY 

What is the Card?

The City of Sydney's Tennis Access Card provides discounted entry to the City's tennis centres for some residents. The Card can also be used by children 16 years and under who live with an eligible resident.

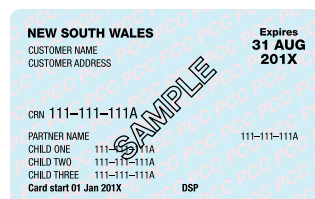
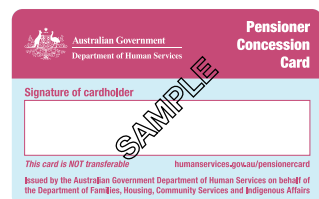
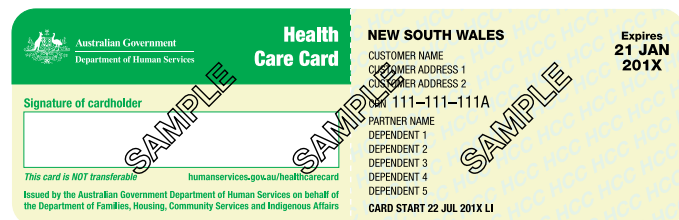
What are the benefits of the Card?

The Card reduces the cost of using the City's tennis courts.

Am I eligible?

To be eligible you must:

- Be a resident of the City of Sydney
- Have a valid Commonwealth Health Care Card, a Pensioner Concession Card, or Seniors Health Card



What identification do I need?

When applying for a Card you need to have two forms of identification showing your current residential address. They need to original documents, not copies.

Experiencing financial hardship?

City residents experiencing financial hardship may be eligible for a Tennis Access Card. To be eligible you, or your household, must be earning (before tax) less than:

- One individual - \$42,300 a year
- Two individuals - \$42,300 to \$67,600 a year
- Families - \$67,601 to \$101,400 per year.

If you are applying for a Card because of financial hardship, you must provide:

- The most recent Tax Return for all adults in the household
- The most recent payslip of all working adults in the household
- A Medicare Card (for families only)

If you own assets or property which would reasonably be used to relieve your financial hardship, you may not be eligible for a Card. It is against the law to use false or misleading information in order to obtain a City of Sydney Tennis Access Card.

Where can I use it?

City Community Tennis has 5 tennis court facilities throughout the City.

Prince Alfred Park Tennis Courts

Prince Alfred Park Surry Hills

Alexandria Park Tennis Courts

Buckland Street, Corner of Park Road, Alexandria

Beaconsfield Park Tennis Courts

54 Queen Street, Beaconsfield

Turruwul Park Tennis Courts

115 Rothschild Avenue, Rosebery

St James Park Tennis Courts

3 Wooley Street, Glebe

To book a court at any of these 5 facilities call **02 9698 9451** or visit citycommunitytennis.com.au

Rushcutters Bay Park Tennis Centre

6 Waratah Street, Rushcutters Bay

To book a court at Rushcutters Bay Park Tennis Centre call **02 9357 7332** or visit rushcuttersbaytennis.com.au



How do I apply?

To apply for a Card, fill out an Application Form and bring it to any City of Sydney Neighbourhood Service Centre or One Stop Shop.

Your Tennis Access Card will be issued when you present your Application Form, identification and any other documents are confirmed.

The Card is valid for one year from the date of issue.

